

Performance Analysis

of

Std XII - CBSE Board Examination - 2017

*Our standards set the course
While students, families and community
Fill the sails with expectations,
As we voyage with the treasure
Of bright, young minds, ready to lead the way to the future.*

Prepared by:

Dr. (Mrs.) Nisha Peshin
Director, Public Schools
Director, Academics

Mr. Ashok Kumar Goel
Supervisor & PGT, Computer Science

Coordinating Team:

Reema Bhugra
Dharamveer Dagar
Gopal Mishra

Special Appreciation:

Nupur Gupta
Ranjana Varma



ओ३म् भूर्भुवः स्वः। तत्सवितुर्वरेण्यं
भर्गो देवस्य धीमहि। धियो यो नः प्रचोदयात्॥

DAV College Managing Committee
Chitra Gupta Road, New Delhi - 55

Contents

Topic	Page No.
<i>Foreword</i>	iii
<i>Preface</i>	v
<i>Introduction</i>	1
I <i>Arena of Educational Activities in DAV</i>	4
II <i>Benchmarking Performance</i>	9
III <i>Result Profile–Quantitative and Qualitative Analysis</i>	17
IV <i>Zone-wise Analysis–Quantitative and Qualitative Assessment</i>	23
V <i>Zone-wise Performance of Students</i>	30
VI <i>Performance Analysis: Subject-wise</i>	32
VII <i>The Pride of DAV</i>	37
VIII <i>Legion of Merit Performers</i>	44
IX <i>The DAV Merit Holders</i>	50
X <i>Success Mantra</i>	66
XI <i>Crusade for Better Performance</i>	73
 Annexures	
<i>Categories of Qualitative Performance of Schools within Zones Senior Secondary School Examination-2017</i>	i-xvii
<i>Zone-wise Qualitative Performance of Schools Senior Secondary School Examination-2017</i>	xviii-xxxiii

Foreword



This exercise of Result Analysis has been taken up by the DAV College Managing Committee since 1998. The lens used in analysing has been inclusive, thoughtful and insightful. I am glad that at the school level too, there has been brainstorming, analysing and assessment of the results, and for this reason the schools have shown a definite improvement over the past years.

Performance Analysis presents a vivid picture, from all relevant angles of the academic standards achieved by our schools at the Senior Secondary Level. A detailed study of this document will help our schools to review the indicators involved in measuring the performance of students and thus, guide them towards achieving greater excellence.

This document is prepared as a stimulus for discussion on the matter. The intent is to generate responses about the concerns raised and to analyse the results at the school level, and devise processes aimed at promoting essential improvements in schools.

The major thrust in our efforts is to improve the quality of education in our schools and so, raise the academic performance of the students. True to the DAV philosophy, where modernity blends with tradition, we have focussed on the paradigm shift in education. There is more focus on the learners as knowledge creators than on the educators. Today's child in the modern world is to be prepared to learn and manage vast amount of information. We have to encourage in the children a spirit of inquiry to facilitate participative teaching-learning process. Our aim is to empower teachers with knowledge, skills and positive attitudes so that they start using technology as a vital tool in their teaching process and encourage students in attaining these objectives.

I sincerely feel that this study will be a comprehensive and valuable experience for our schools.

A handwritten signature in black ink, which appears to read 'Punam Suri', followed by a long horizontal line.

(Punam Suri)

President

DAV College Managing Committee

Preface



The Performance Analysis is prepared as a stimulus for discussion. The intent is to elicit responses about the concerns for promoting improvements in school curricular transactions. The document will require teachers to rethink not only about their teaching practices but also the very goals of teaching their subjects and work together to redefine expectations of students' learning and teaching practices.

This year the Performance Analysis has particularly analysed the qualitative performance of students at the Senior Secondary Level in minute detail. It is heartening to note that the students have demonstrated strong academic caliber. Many students have displayed outstanding academic achievement and promise.

The main purpose of the Performance Analysis is to identify and critically examine the strengths and weaknesses of the teaching-learning strategies and make improvements wherever necessary by using a comprehensive and cohesive approach, including computer aided teaching-learning and basic values incorporated in the curriculum of different subjects. With the new changes in education pattern and introduction of CCE system, DAV has adapted to the new activities and projects for holistic assessment of students.

I sincerely feel that the performance analysis conducted during the past years has been a valuable experience for our schools.

My grateful appreciation is due to the President for his guidance and support. The team of officials involved in the exercise is also worthy of appreciation.

A handwritten signature in black ink, appearing to read 'R.S. Sharma' followed by a stylized flourish.

(R.S. Sharma)

General Secretary

DAV College Managing Committee

This Performance Analysis has mainly been done zone-wise. There is a frequent reference to the zones under each Regional Director/Assistant Regional Director. The following table denotes the abbreviations used for each zone and the number of schools in 2016-17 at Secondary and Senior Secondary Levels under the concerned Regional Director/Assistant Regional Director. The table will, therefore, serve as a useful key when addressing the zones and also in locating the schools in each zone.

S.No.	Zone	X	XII	Regional Director/ Assistant Regional Director
1	AP-A	5	2	Mrs. Seetha Kiran
2	BR-A	5	5	Mr. Indrajeet Rai
3	BR-B	12	7	Dr. U. S. Prasad
4	BR-C	18	11	Mr. S. K. Jha
5	BR-D	7	3	Mr. K. K. Sinha
6	BR-F	5	3	Mr. A. K. Jana
7	BR-G	6	5	Ms. Anjali
8	CG-A	31	31	Mr. Prashant Kumar
9	CH	3	3	-
10	DEL	24	22	-
11	HP-A	5	4	Mrs. P. Sofat
12	HP-B	14	11	Mrs. Shashi Kiran Gupta
13	HP-C	15	14	Mr. S. P. Arora
14	HP-E	3	3	Mrs. Rama Parwan
15	HP-F	4	4	Mr. Pyar Chand Verma
16	HR-B	6	6	Mr. K. L. Khurana
17	HR-C	11	10	Mrs. Suman Nijhawan
18	HR-D	16	15	Mrs. Madhu Bahl
19	HR-E	4	4	Dr. Y. D. Jigyasu
20	HR-F	7	7	Dr. D. Vidyarthi
21	HR-G	10	9	Mr. M. L. Garg
22	JH-B	15	13	Dr. T. P. Pati
23	JH-C	15	13	Dr. K. C. Srivastava
24	JH-D	13	11	Mrs. Urmila Singh
25	JH-E	5	5	Dr. B. P. Yadav
26	JH-F	18	14	Sh. S. K. Luthra
27	MH-A	5	3	Dr. H. K. Mohanty
28	MH-B	6	5	Mr. Jose Kurian
29	MP-C	19	16	Mr. S. K. Sinha

S.No.	Zone	X	XII	Regional Director/ Assistant Regional Director
30	NCR	19	18	-
31	OR-A	13	12	Mr. L. N. Pradhan
32	OR-B	13	10	Dr. K. C. Satpathy
33	OR-C	5	4	Mrs. Deep Gambhir
34	PB-A	10	10	Dr. (Mrs.) Neelam Kamra
35	PB-B	13	13	Mrs. P. P. Sharma
36	PB-C	14	13	Mr. Vijay Kumar
37	PB-D	7	5	Dr. B. B. Sharma
38	RJ-A	6	3	Mr. M. L. Goel
39	RJ-C	5	4	Mr. Ashok Kumar Sharma
40	SA-A	6	2	Mrs. Minoo Aggarwal
41	SA-B	2	0	Mr. M. Uma Maheshwar Rao
42	UL-A	7	7	Mr. P. C. Purohit
43	UP-A	15	13	Dr. S. Marriya
44	WB-A	14	12	Mrs. Papiya Mukherjee
	TOTAL	456	385	

Note:-The Zones BR-E, HP-D, HR-A, JH-A, MP-B, RJ-B and SA-B have not been displayed in tables in the following chapters of Performance Analysis as no Senior Secondary school comes under these zones this year. Also, this year Zone MP-A has been taken as CG-A.

INTRODUCTION

Continuous and Comprehensive Evaluation (CCE)

We are aware of Continuous and Comprehensive Evaluation (CCE) now. It actually has broadened the scope in assessment and evaluation in terms of time and space. Under this scheme, the child's development all through the learning curve, is considered. Again as the teaching-learning process continues, his every step is monitored. He is given opportunities to unwind himself and his teachers are on the look out for his latent potential.

Each child is unique and so are his tastes and abilities. The teachers allow each of them to flourish providing the necessary assistance wherever and whenever required. Both scholastic and non-scholastic, i.e. the child's intellectual aptitude and creative activities are given due importance, both physical prowess and mental strengths are appreciated. So the child's every effort be, it academic, co-curricular activities, sports or even his values and other skills find due place in his education process making it truly comprehensive.

The Formative Assessment are testing tools of the child's growth through projects and activities. These bring out not merely the child's level of knowledge but also display his social skills and values. It thus, provides ample scope for the teachers in shaping the child's all round growth with their constant support and guidance.

The Summative Assessment which is held at the end of each term is to ascertain the student's all round progress academically and in practice too.

Finally the progress of children at every step is monitored to enable the teachers in imparting holistic education to the children in their prime time of the school education process.

The CCE has truly proved to be a handy and yet a well calibrated measuring system of the child's all round growth and development, enabling the teachers to be the sculptors of ideal citizens of the world. For now they have better understanding of the nature of the soil and thus, allow it to take shape accordingly.

The CCE allows the children to flaunt their true colour and equips the teachers to use those colours to create the right tone and picture of a wonderful individual and a country at large.

Evaluation Criteria of CCE

The **Central Board of Secondary Education (CBSE)** in the policy of evaluation at Secondary level, introduced the Grading System at Secondary School level (for Std IX & X) from 2009-10 academic session.

The Scheme of Grading has been introduced with the aim that it will:

- minimise misclassification of students on the basis of marks.
- eliminate unhealthy competition among high achievers.
- reduce societal pressure and provide the learner with more flexibility.
- lead to a focus on a better learning environment.
- facilitate joyful and stress free learning.

Scheme of Examination (Grading)

- Student's performance has been assessed using conventional method of **numerical marking**.
- The 'Grades' have been awarded on a **nine point scale** to indicate the subject-wise performance.

MARKS RANGE	GRADE	GRADE POINT
91-100	A1	10.0
81-90	A2	9.0
71-80	B1	8.0
61-70	B2	7.0
51-60	C1	6.0
41-50	C2	5.0
33-40	D	4.0
21-32	E1	-
20 and below	E2	-

Qualifying Criteria

- Those candidates who obtain the qualifying grades (D and above) in all the subjects excluding Additional subject as per Scheme of Studies shall be awarded a **Qualifying Certificate**.

- The practice of **declaring Compartment/Fail has been discontinued**. The CBSE has declared the result in two categories—Eligible for Qualifying Certificate (QUAL) and Eligible for Improvement of Performance (EIOP).
- CBSE has been awarded CGPA (Cumulative Grade Point Average) to all those students who are eligible for qualifying certificate.
- The CGPA is the average of Grade Points obtained in all the subjects excluding additional sixth subject as per Scheme of Studies.
- An indicative equivalence of Grade Point and Percentage of Marks can be assessed as follows:
 - Subject-wise indicative percentage of marks = $9.5 \times \text{GP of the Subject}$.
 - Overall indicative percentage of marks = $9.5 \times \text{CGPA}$

Average CGPA

The **Average CGPA** is calculated by considering all pass subjects of all appeared candidates and calculating sum of GP (Grade Point) achieved in pass subjects divided by number of pass subjects.

$$\text{Average CGPA} = \frac{\sum A}{\sum B}$$

where $\sum A$ = Sum of Grade Points achieved in pass subjects
 $\sum B$ = Number of pass subjects of all appeared candidates

The **QPI for Secondary Level** is calculated as:

$$\text{QPI} = \text{Avg. CGPA} \times 9.5$$

CHAPTER I

Arena of Educational Activities in DAV

The DAV Movement, which was founded more than a century ago, swept across the entire nation like a colossal wave engulfing ignorance, illiteracy and social deviations, and was involved in building up a healthy knowledgeable society and a strong nation.

The DAV College Trust and Management Society takes pride in the fact that it is the oldest and the largest non-governmental educational organisation in India. DAV Organisation is a conglomerate of more than 840 educational institutions that include Public/Model Schools, Aided Schools, a chain of Technical Institutions, Institutions of Management and Vocational Studies, Ayurvedic College, Pharmacy, Dental Colleges, Law College, Institutes of Physiotherapy and Nursing, Vedic Research Institutes, Colleges of Engineering and Technology, Colleges of Arts, Commerce and Science and also Colleges of Education. In the year 2013, another feather was added to the cap of DAV with the opening of DAV University at Jalandhar. It has been dedicated to the society with the objective of moulding young minds into integrated personalities with an innovative thinking, clarity in ideas with a rational perspective and a positive mindset.

The Legacy

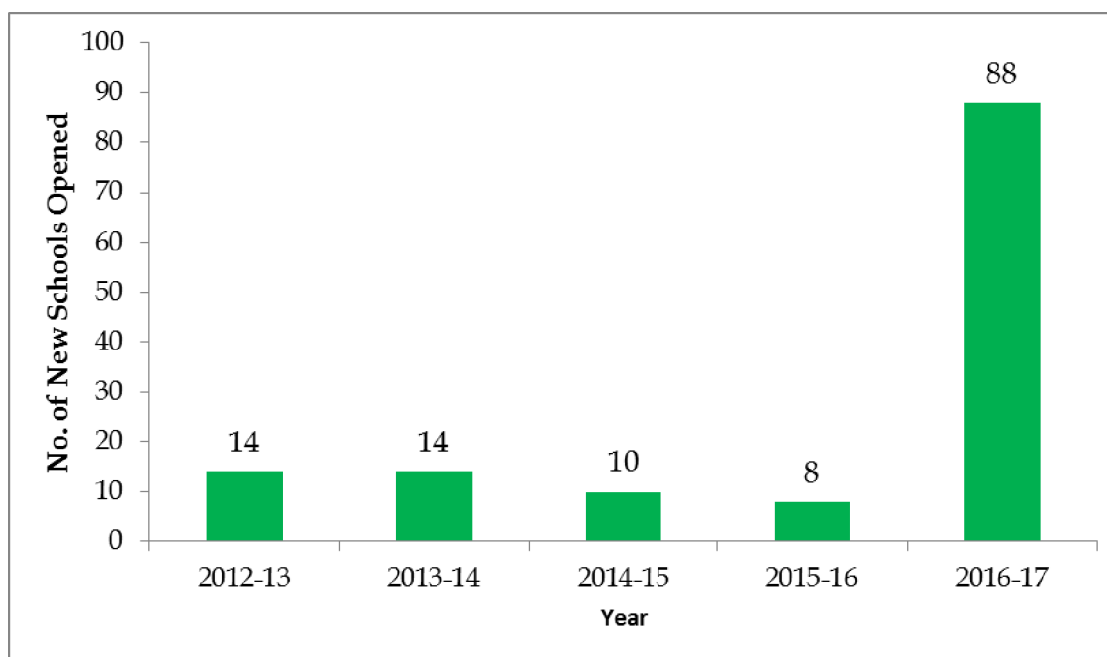
The vision of a powerful and enlightened India had been conceived by Maharishi Dayanand Saraswati (1824-83). He devoted his whole life to awaken the ignorant, illiterate masses of this country. He knew that it could be possible only through education and literacy. The vision and philosophy of the fearless reformer, Maharshi Dayanand, was given a practical shape by Mahatma Hans Raj, who led the educational renaissance in India.

As his most important legacy, the Mahatma left behind a pragmatic and enlightened approach to education. One aspect of his approach was his choice of **English-oriented Science-based education** blended with Vedic values. Another was the great emphasis he laid on **women education**. Lastly, true to the egalitarian basis of Arya Samaj philosophy(as conceived by Maharishi Dayanand), Mahatmaji believed in **equality for all** students irrespective of their caste, colour or creed. They were welcomed to join the DAV institutions. The first institution was established at Lahore in 1886 with Lala Hans Raj (Later Mahatma Hans Raj) himself as the dedicated Headmaster.

Today, the movement is led by DAV veterans like Shri Punam Suri and his team of dedicated Office Bearers, who have a progressive vision. It is due to their dedication and farsightedness that every year DAV CMC is opening new schools in various parts of India. The following table presents the number of newly opened schools in the last five years.

Summary of Schools Opened

S. No.	Year	Schools Added
1	2012-13	14
2	2013-14	14
3	2014-15	10
4	2015-16	08
5	2016-17	88
	TOTAL	134



The Mission

The DAV vision of education telescopes well with the National Policy on Education (1986) which lays great emphasis on developing a national system of education, with **Education for All**, keeping in mind the elimination of disparities in the educational system and provision of more facilities through qualitative interventions, empowerment of women, access to education to disadvantaged sections of the society, educationally backward minorities and the disabled. It also calls for greater rigour and discipline in academic pursuits, autonomy and accountability, experimentation and innovation, and nurtures excellence and modernisation

of processes at different levels of education. In order to accomplish the mission, the objectives laid down are as under:

- To provide a wide range of holistic education by homogenising the western knowledge while remaining anchored to the Indian cultural moorings;
- To act as a catalyst of change by spreading education, and by dismantling the cobwebs of ignorance and illiteracy;
- To develop individuals who are morally upright, intellectually well-informed, socially concerned, emotionally balanced, physically well-developed and culturally accomplished;
- To stimulate a scientific temper by crusading against superstitions and out-dated customs like child marriage, caste system, female foeticide, dowry, gender bias, regionalism, etc.;
- To sensitise individuals towards social welfare; and
- To nurture creative and resourceful minds who think big, think fast and think ahead, who care for the nation and the weaker sections of society, and are imbued with humanistic passions and values.

The Vision

The DAV has a clear-cut vision:

- To continue expanding and exploring, locally and globally, and be a knowledge leader and content provider.
- To muster strategies to become a global epicentre of knowledge, culture, skills, technology, research and service.
- To empower women through education.

Academic Renaissance

Holistic Education

The DAV believes in a holistic approach to education for the all round development of personality of the child. DAV believes that every child should be given an opportunity to bloom, a right to explore, to touch, learn and enjoy, to experiment, to question, to think, to play and to shoulder responsibility. So different aspects are to be published for 'Holistic Education': physical, academic, intellectual, social, spiritual and emotional development as well as creative expression and aesthetic appreciations.

All institutions lay stress on curricular and co-curricular activities—personality development, building confidence, as well as developing life skills, communicative skills and scientific temper. Academic management involves fostering creativity, questioning and inquiry skills by improving the classroom climate, curriculum design emphasising project-based, problem-based, interdisciplinary, integrated and thematic learning. A rainbow of creative activities covers different aspects like literary, art, music, dance, theatre, etc.

Inclusive Education

DAV caters to the needs of urban as well as rural students together with *adivasi* and tribal children. In tune with the **National Literacy Mission**, DAV Organisation has carried education to the doorsteps of the needy and the under-privileged. Even the remotest areas of India have been provided with basic life skills.

DAV is involved in social welfare schemes, education for the weaker sections and for students from tribal areas, comprehensive plans for the upliftment of tribal people in North-East Regions, programmes for the disadvantaged sections of the society and for the mentally challenged children of society.

Equalisation of Educational Opportunities

True to DAV Values, schools have been catering to the needs, specially for the under-privileged. The DAV Public Schools have provided fee concessions, free text books, free uniforms, free transport, mid-day meals, and have also provided non-formal education for the needy. The Organisation has been targetting the *jhuggi* clusters as part of its empowerment and rehabilitation programme. The aim is to enable women and children of under-privileged class to survive in society and provide them with skills to find employment once they are out in the field. Residential and Day schools have been opened in remote and inaccessible areas.

Women's Education and Development Programmes

DAV institutions are conscious about education of girls. The DAV philosophy of education pays equal attention to the personality development of both boys and girls. Providing job opportunities to women is also a priority. Free vocational training and literacy units are dedicated to hundreds of women of slum areas and gadgets, like sewing machines, are provided to them for their initial settlement.

Environmental Concerns

Environmental issues, like the reduction of pollution and sustenance of the environment, have also been taken up by DAV institutions. Several projects like 'van-mahotsav', 'say no to poly-bags' campaign, 'say no to fire crackers' campaign, water-conservation and anti-pollution drives are regularly carried out by the DAV Schools in order to create awareness not only among the students but the whole community. The students from DAV institutions have carried out sanitation and cleanliness drives in the school neighbourhood also.

National Concerns

DAV has always been a pioneer for any National cause specially in the hour of National Crisis. Whether it be the earthquake at Pauri or Gujarat, the Kargil war, the Odisha tragedy, or the Tsunami catastrophe, or the recent flood at Kedarnath temple and Jammu & Kashmir, DAV has always risen to the rescue by donating generously in the form of cash, kind and voluntary service to alleviate suffering.

Futuristic Vision

The main thrust now is on a well-planned expansion with global relevance keeping in view the revolution in the full of electronics, computers and multimedia. Global shifts towards increased deployment of IT has made the DAV also look through the lens of good governance and move towards E-administration and E-services. DAV has undertaken many initiatives to use ICT to modernise the organisational system in its institutions. The use of IT has led to greater transparency, accountability and participation in the institutions.

The focus has been on monitoring, planning and deployment of ICT to manage data intensive functions. The institutions primarily are focusing on automation and computerisation. The thrust has now shifted from manual processes to IT-enabled processes leading to increased efficiency in administration and service delivery, focus on teaching-learning in schools with Internet access and computer labs, and also by offering info-tech courses.

Academic Monitoring—Performance Analysis

Introspection and self-evaluation has been the DAV initiative. In this direction, the document *Performance Analysis*, is prepared to assess the performance of students who appear in the CBSE Board Examination. DAV has a tradition of celebrating the achievement of its performers every year on 'Hansraj Diwas'. Encouragement is given to students. Certificates and Medals are given to honour the meritorious students, from DAV schools, who secure 90% and above marks in the CBSE/State Board Examinations.

CHAPTER II

Benchmarking Performance

The DAV Organisation had taken up the exercise of Performance/Result Analysis of the CBSE Examination in 1998. The first Performance Analysis was conceptualised to assess the performance of students who appeared in the CBSE Board Examinations at Secondary as well as Senior Secondary levels. Since then this document is printed every year and has proved very helpful in diagnosing the strengths and weaknesses of our schools, and has served as a guiding tool to further enhance the academic standards. This annual exercise of monitoring and evaluating the track record of the performance of students has been a **Lighthouse** to the DAV Organisation in keeping a vigil over the quality of our institutions. The entire gamut of these tasks eventually facilitates the Heads of the Institutions in sorting out the required remedial measures for their institutional enhancement. Every Institution is able to pinpoint the overall goals, enlisting the commitment of their staff.

It is expected that the Performance Analysis will be able to:

- Sensitise DAV institutions for taking cognizance of their positions at local, zonal and national levels to finally fix a benchmark for the further improvement in the academic standards of their institutions.
- Present a comparative study of the quality of academic performance of the schools run by DAV CMC vis-à-vis other non-DAV schools affiliated to CBSE.
- Provide feedback to the schools to locate their areas of strengths and weaknesses and plan school-based diagnostic and remedial measures accordingly for the students as well as the teaching staff.
- Provide a database to evolve plans and strategies for the Workshops during the Performance Enhancement Programmes (PEP).
- Study and interpret the Performance Indicators responsible for improving the academic standards of the DAV Institutions.

Five steps involved in the preparation of this document are:

- collecting the data,
- studying and interpreting the data trends,
- comparing and analysing the facts,
- documenting the strong/weak areas of the institutions and
- benchmarking the levels.

The statistical information has allowed the schools to:

- document how much progress they are making.
- compare their overall performance with similar schools.
- be aware of their school performance data in comparison to national performance data.
- make a comprehensive and focussed record of the progress made by an individual pupil.
- make a firm effort towards performance enhancement.

2.1 The Archives

It is useful to study the past data as it helps in benchmarking so that schools can determine how they can improve their performance and use past information of data trends to assess and evaluate their performance. Teachers can reflect on a range of new strategies to facilitate the preparation and improve the performance of the students in the examination.

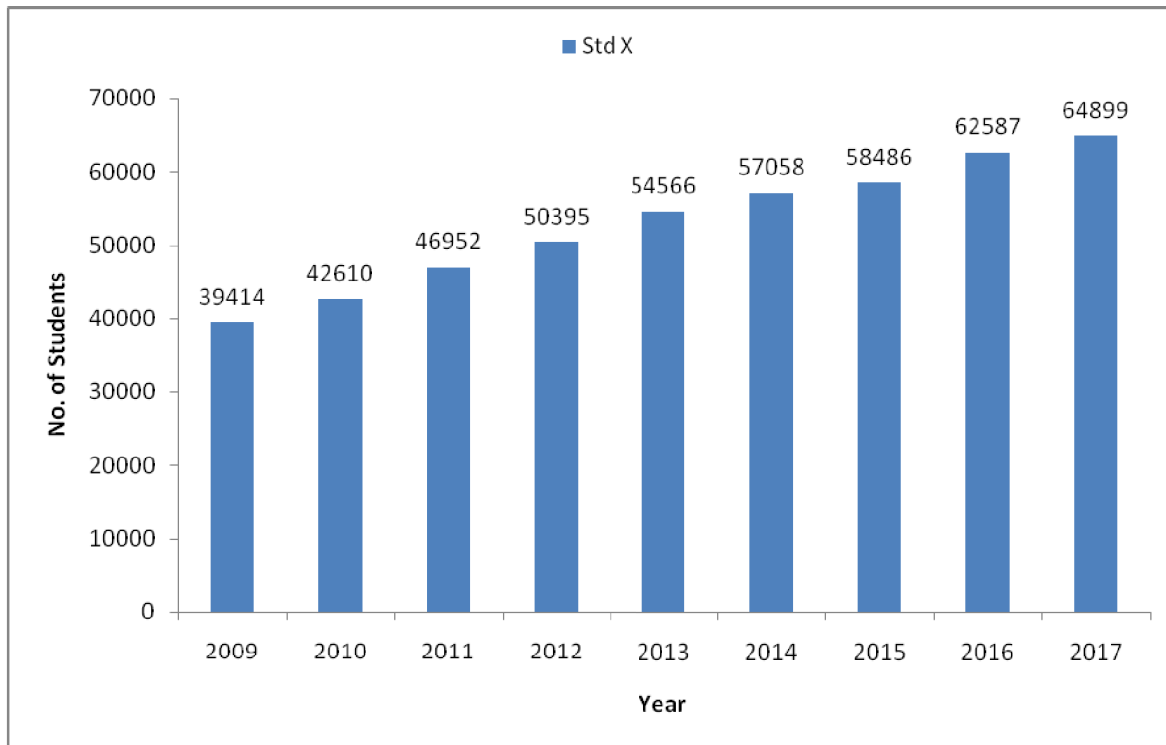
The number of students in the DAV Public/Model Schools has shown an enhancement in enrolment as is visible from the Table 2.1.1 and 2.1.2.

Table 2.1.1

Growth Trend of Students in Std X in DAV Public/Model Schools.

Level	2009	2010	2011	2012	2013	2014	2015	2016	2017
X	39414	42610	46952	50395	54566	57058	58486	62587	64899

A Graphic Representation of the Data in Table 2.1.1



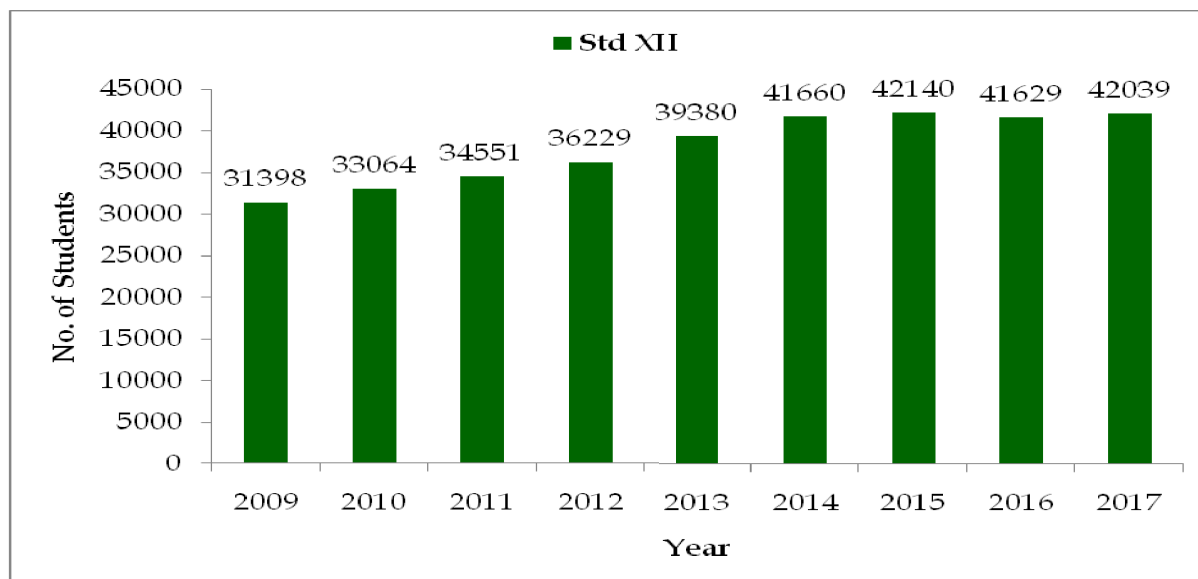
Inference

In absolute terms, there has been a consistent growth year after year in the student enrolment at Std X Level in the past nine years. As for the last five years from 2013 to 2017, the cumulative growth in absolute numbers is 10333 (64899-54566), i.e. showing a percentage growth of 18.9%. However, the annual percentage growth shows a variation as under:

Year	Percentage growth
2012-13	8.28
2013-14	4.57
2014-15	2.50
2015-16	7.01
2016-17	3.69

Table 2.1.2**Growth Trend of Students in Std XII in DAV Public/Model Schools.**

Level	2009	2010	2011	2012	2013	2014	2015	2016	2017
XII	31398	33064	34551	36229	39380	41660	42140	41629	42039

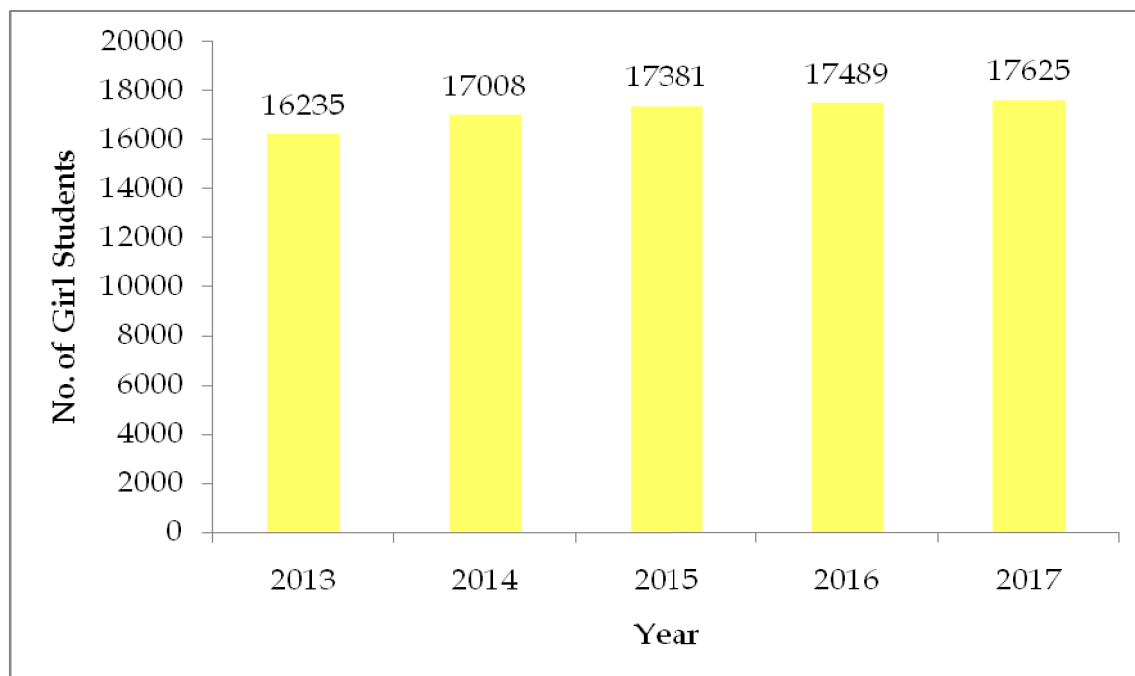
A Graphic Representation of the Data in Table 2.1.2**Inference**

In absolute terms, there has been a consistent growth year after year in the student enrolment (except 2015-16) at Std XII Level in the past nine years. As for the last five years from 2013 to 2017, the cumulative growth in absolute numbers is 2659 (42039-39380), i.e. showing a percentage growth of 6.75%. However, the annual percentage growth appears to be decreasing during the last five years as under:

Year	Percentage growth
2012-13	8.70
2013-14	5.79
2014-15	1.15
2015-16	-1.21
2016-17	0.98

Table 2.1.3**Number of Girl Students in DAV Schools at Std XII Level.**

Year	Std XII Girl Students	Std XII Total Students	Percentage of Girl Students to Total Students in Std XII
2013	16235	39380	41.23
2014	17008	41660	40.83
2015	17381	42140	41.25
2016	17489	41629	42.01
2017	17625	42039	41.93

A Graphic Representation of the Data in Table 2.1.3**Inference**

In absolute terms, there has been a consistent growth each year in the number of girl students studying at Std XII in DAV schools. However, during the last five years, the percentage of girl students to the overall strength has consistently remained almost fluctuating in a range between 41.23% (2013) and 42.01% (2016), except in 2014 when it had slightly dipped to 40.83%.

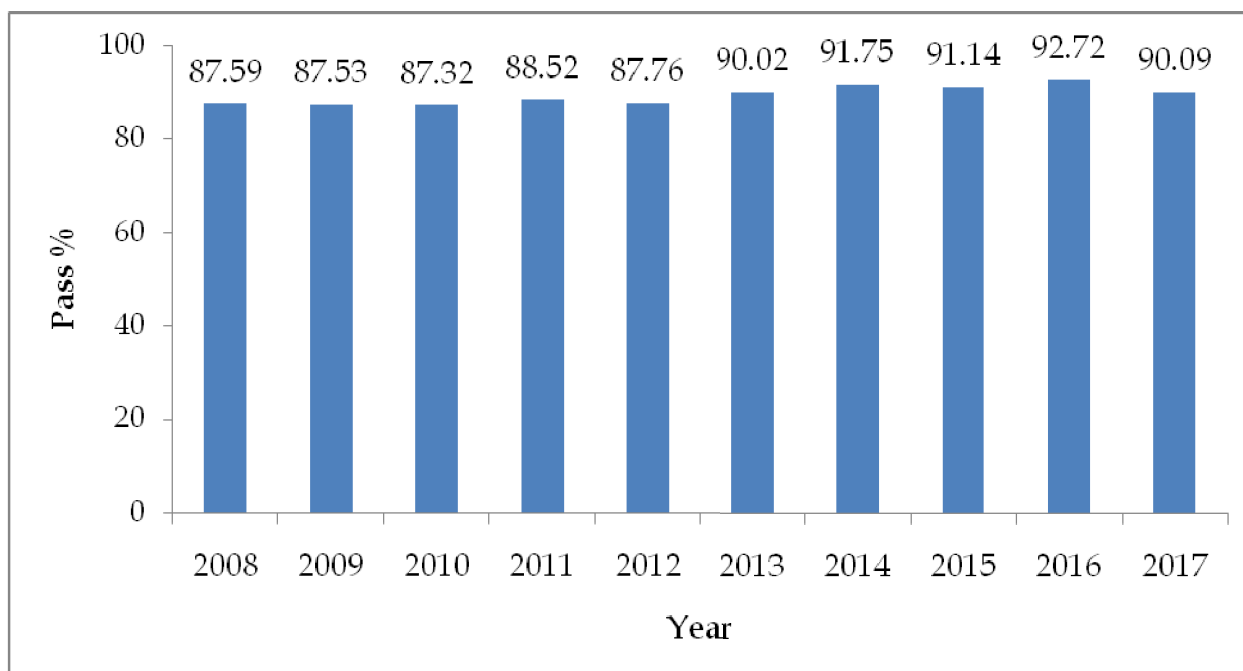
For understanding and assessing the level of present performance, it becomes essential to compare the performance of the past years. Keeping this very principle in mind, the Qualitative Performance Index (QPI) of the past 10 years was compared in order to assess the trend of the growth of DAV Public/Model Schools.

Table 2.1.4

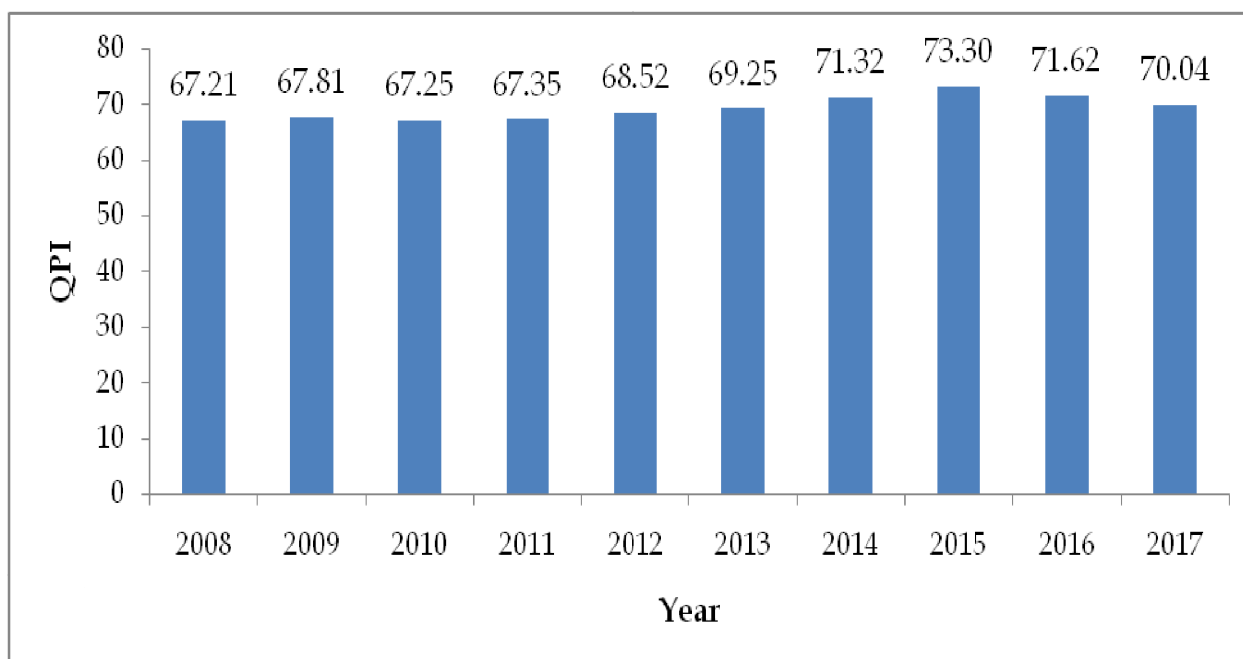
**Trends of the Past 10 Years of QPI and Pass Percentage of
DAV Public/ Model Schools at Senior Secondary Level.**

Year	Senior Secondary Level (Std XII)		
	No. of Schools	Pass %	QPI
2008	238	87.59	67.21
2009	257	87.53	67.81
2010	265	87.32	67.25
2011	286	88.52	67.35
2012	304	87.76	68.52
2013	313	90.02	69.25
2014	331	91.75	71.32
2015	349	91.14	73.30
2016	365	92.72	71.62
2017	385	90.09	70.04

A Graphical Representation of the Pass Percentage Given in Table 2.1.4



A Graphical Representation of the QPI Given in Table 2.1.4



Inferences

- From Table 2.1.4, it is clear that the number of schools eligible for sending students for CBSE (Std XII) has consistently increased over the last 10 years, i.e. from 2008 to 2017. As regards the short term span of last five years, the growth has been consistent though small in absolute numbers, as under:

Year	Number of Schools	Increase over last year
2013	313	9
2014	331	18
2015	349	18
2016	365	16
2017	385	20

- During the last five years (2013-17), it is quite satisfactory that the Pass Percentage has remained above 90% although there has been a marginal dip in year 2017 as shown under:

Year	Percentage
2013	90.20
2014	91.75
2015	91.14
2016	92.72
2017	90.09

- From the given table, it is clear that the QPI has consistently improved from 69.25 in year 2013 to 73.30 in year 2015. But as compared to the last year, i.e. 2016, it has shown a marginal dip from 71.62 to 70.04 in the present year, i.e. 2017.

Year	Percentage
2013	69.25
2014	71.32
2015	73.30
2016	71.62
2017	70.04

CHAPTER III

Result Profile

The results of the Senior Secondary Examination conducted by the Central Board of Secondary Education (CBSE) for the session 2016-17 were declared in the second last week of May 2017. The overall analysis of the CBSE results has revealed that this year too students from DAV Public/Model Schools have fared much better than students appearing from other categories of schools in the CBSE examination, thus, fortifying our faith in DAV system of education.

Analysis of the performance of DAV Public/Model Schools has been undertaken at two levels: **Quantitative** and **Qualitative**. The quantitative analysis reveals the percentage of students who have qualified, out of all the students who had appeared for the same examination. The qualitative analysis reveals the degree of merit of the performance (based on the average score) of an institution.

Quantitative Analysis

The **quantitative** analysis indicates the **percentage** of the total number of students who have qualified the examination conducted by CBSE.

3.1 Quantitative Analysis at Senior Secondary Level (Std XII)

In the session 2016-17, **385** DAV Public/Model Schools sent their students for the Std XII examination. As compared to this, last year students from **365** schools had appeared for the Std XII examination. This indicates an **increase of 20 schools** which were upgraded as CBSE affiliated Senior Secondary schools in the year 2017.

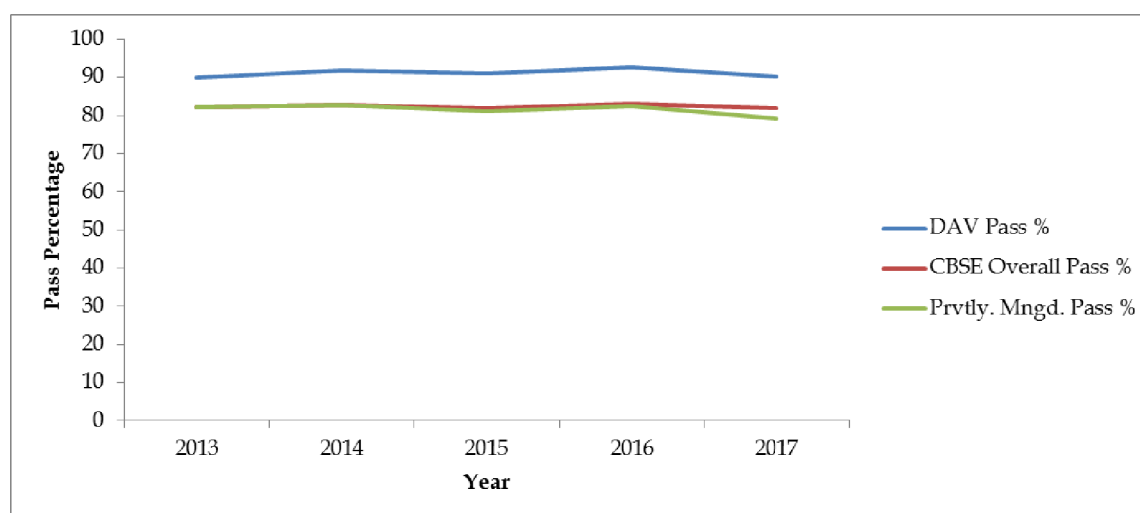
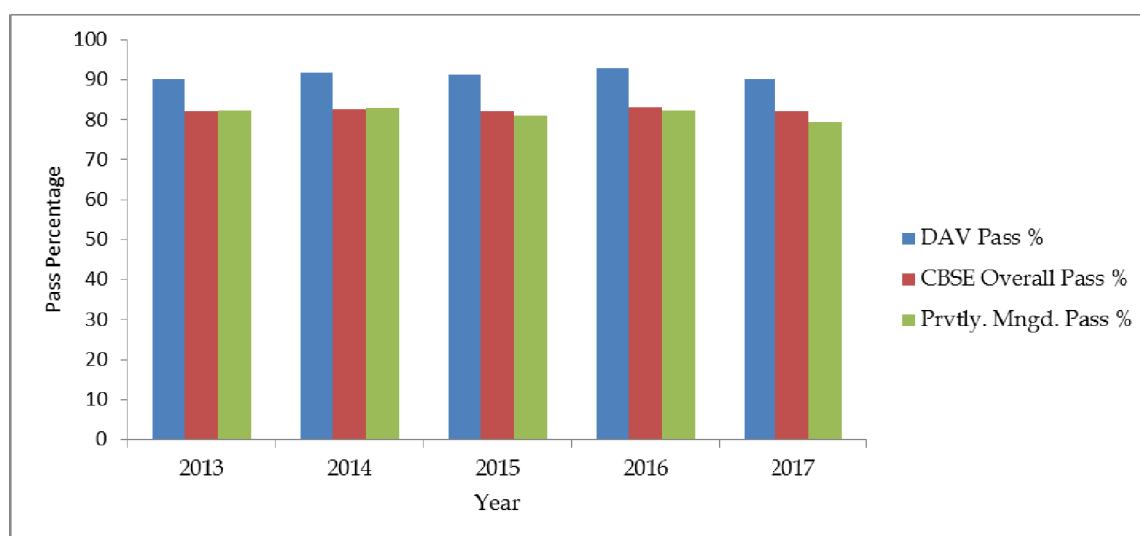
In the session 2015-16 at the Senior Secondary level, **41380** students appeared from the DAV Public/Model Schools in the CBSE Board Examination. As compared to that year, **41836** students appeared for this examination in the year 2017. This indicates that this year, **456 more students** have appeared for this examination.

Table 3.1.1

Year-wise Comparative Pass % with other Senior Secondary Schools.

Year	DAV Pass %	CBSE Overall Pass %	Prvtly. Mngd. Pass %
2013	90.02	82.10	82.31
2014	91.75	82.66	82.77
2015	91.14	82.00	81.08
2016	92.72	83.05	82.40
2017	90.09	82.02	79.27

The Graphical Representations of Data Shown in Table 3.1.1



Inferences

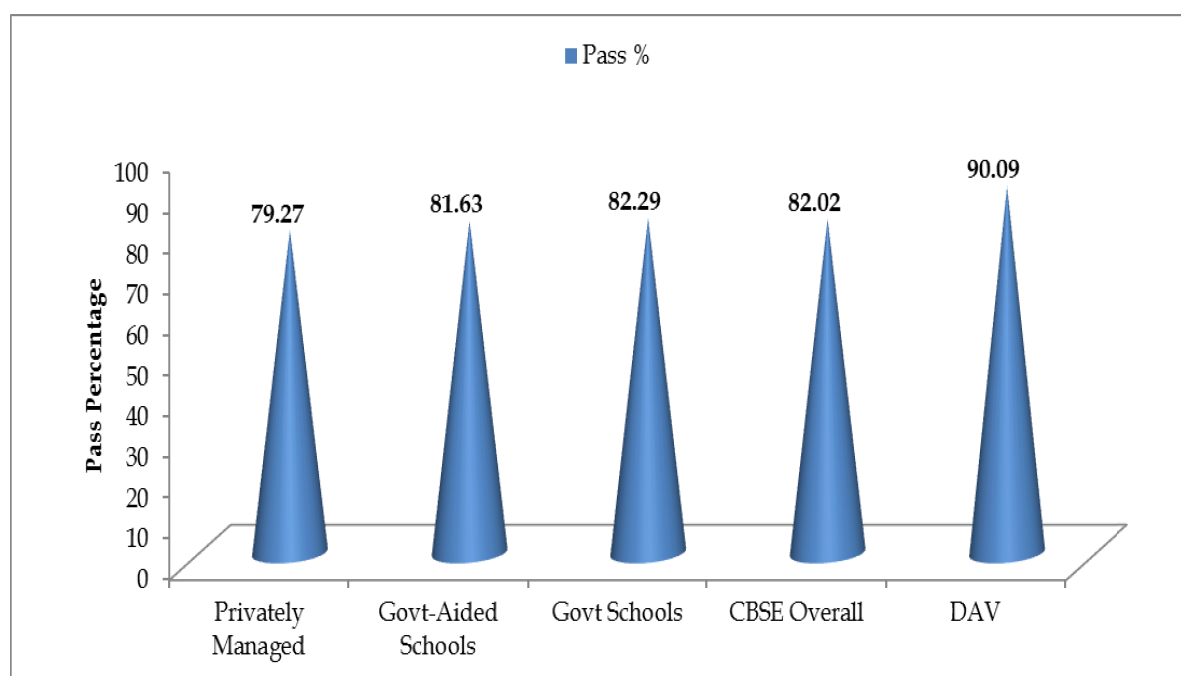
- Table 3.1.1 indicates that in the last five years the Overall Pass Percentage of DAV Public/Model Schools at Senior Secondary Level is consistently **higher** than the CBSE Overall Percentage and also Privately Managed Schools.
- The following table presents the percentage advantage of DAV over CBSE Overall and Privately Managed Schools.

Year	DAV A	CBSE Overall B	Percentage Advantage over CBSE Overall (A-B)	Privately Managed C	Percentage Advantage over Privately Managed (A-C)
2013	90.02	82.10	7.92	82.31	7.71
2014	91.75	82.66	9.09	82.77	8.98
2015	91.14	82.00	9.14	81.08	10.06
2016	92.72	83.05	9.67	82.4	10.32
2017	90.09	82.02	8.07	79.27	10.82

More important, vis-à-vis CBSE Overall Pass Percentage and the Privately Managed Schools percentage, DAVs advantage in percentage terms is always on the **higher side as compared to both**. For example, vis-à-vis CBSE overall pass percentage, while it was 7.92% in 2013, it increased to 9.09% in 2014, 9.14% in 2015 and 9.67% in 2016 but got slightly decreased to 8.07% in 2017. Similarly, vis-à-vis the Privately Managed Schools, the percentage advantage which was 7.71% in 2013, showed a constant increase of 8.98% in 2014, 10.06% in 2015, 10.32% in 2016 and 10.82% in 2017 which is a matter of great satisfaction.

Table 3.1.2**Comparative Pass % with other Senior Secondary Schools in 2017**

Schools	Pass %
Privately Managed	79.27
Govt-Aided Schools	81.63
Govt Schools	82.29
CBSE Overall	82.02
DAV	90.09

The Graphical Representation of Data Shown in Table 3.1.2

Inference

Table 3.1.2 indicates that this year the Overall Pass Percentage of DAV Public/Model Schools at Senior Secondary Level is **higher** than that of all the Privately Managed Schools, Govt-Aided Schools, Govt Schools as well as the Overall Pass Percentage of CBSE Schools.

Qualitative Analysis

The **qualitative analysis** reveals the **degree of merit** of the performance (based on the average score) of an institution.

$$\text{QPI (for Std XII)} = \frac{\text{Grand Total Marks of the Appeared Students}}{\text{Total Number of Students} \times \text{Number of Subjects}}$$

3.2 Qualitative Analysis at Senior Secondary Level (Std XII)

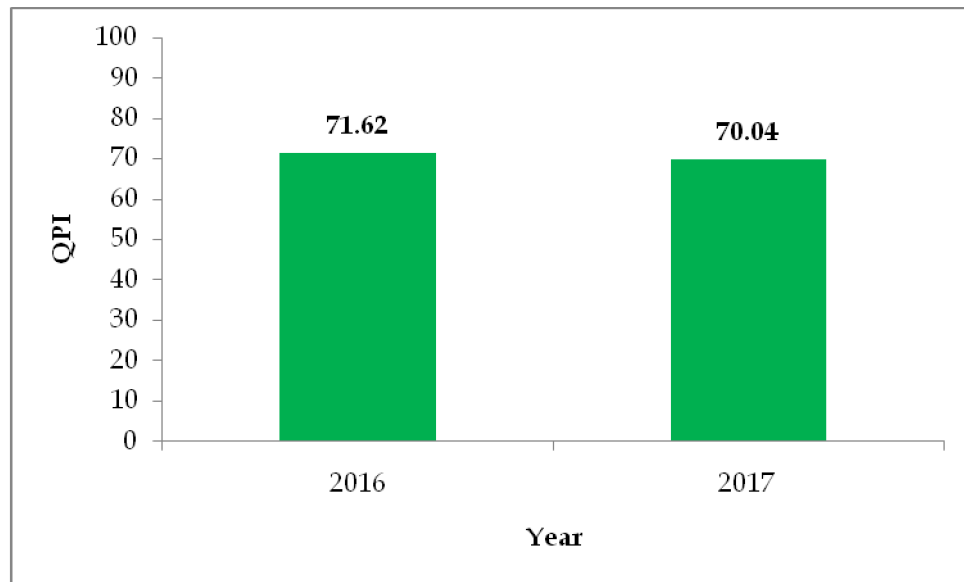
The qualitative assessment of DAV Public Schools is based on the average score of each DAV student who appeared in the CBSE Board Examination this year. It can be arrived at by taking the grand total of marks obtained by each DAV student, who took the examination, and dividing it by the product of the total number of DAV students, who took the examination, and the total number of subjects (first five subjects). The score, thus, arrived at, is the **Qualitative Performance Index (QPI)** which indicates the quality of the performance of DAV students of a particular school.

Table 3.2.1

Qualitative Performance Index (QPI) of DAV Schools at Senior Secondary Level.

	QPI of the previous year (2016)	QPI of this year (2017)	Change as compared to previous year
Std XII	71.62	70.04	-1.58

A Graphical Representation of the Data in Table 3.2.1



Inference

The QPI at the Senior Secondary Level has **decreased** by **1.58** as compared to the year 2016.

CHAPTER IV

Zone-wise Analysis

In the previous chapter we have analysed the overall performance of DAV Public/Model Schools. In this Chapter we will undertake the zone-wise analysis of quantitative and qualitative performance of DAV Public/Model Schools.

4.1 Zone-wise Quantitative Assessment

The zone-wise quantitative analysis reveals the Pass Percentage of students who appeared for the Std XII CBSE Board Examination. The Pass Percentage of each zone is then compared to the DAV Overall Pass Percentage to indicate its variation from the National Index.

Table 4.1.1

**The Overall DAV Quantitative Performance Index of Std XII
(DAV National Index = 90.09%)**

Zone	Appr	Pass	Fail	Comp	Pass %	Variation from Overall DAV Pass %	Regional Director/Asstt. Regional Director
AP-A	97	95	0	2	97.94	7.85	Mrs. Seetha Kiran
BR-A	623	573	20	30	91.97	1.88	Mr. Indrajeet Rai
BR-B	579	536	18	25	92.57	2.48	Dr. U. S. Prasad
BR-C	437	333	37	67	76.20	-13.89	Mr. S. K. Jha
BR-D	189	134	21	34	70.90	-19.19	Mr. K. K. Sinha
BR-F	186	132	20	34	70.97	-19.12	Mr. A. K. Jana
BR-G	282	246	9	27	87.23	-2.86	Ms. Anjali
CG-A	1484	1089	301	94	73.38	-16.71	Mr. Prashant Kumar
CH	480	448	7	25	93.33	3.24	-
DEL	4257	4143	51	63	97.32	7.23	-
HP-A	374	355	5	14	94.92	4.83	Mrs. P. Sofat
HP-B	721	640	35	46	88.77	-1.32	Mrs. Shashi Kiran Gupta
HP-C	1207	1150	16	41	95.28	5.19	Mr. S. P. Arora
HP-E	151	144	1	6	95.36	5.27	Mrs. Rama Parwan
HP-F	347	331	0	16	95.39	5.30	Mr. Pyar Chand Verma
HR-B	448	357	44	47	79.69	-10.40	Mr. K. L. Khurana
HR-C	1215	1120	23	72	92.18	2.09	Mrs. Suman Nijhawan
HR-D	1119	953	63	103	85.17	-4.92	Mrs. Madhu Bahl

Zone	Appr	Pass	Fail	Comp	Pass %	Variation from Overall DAV Pass %	Regional Director/Asstt. Regional Director
HR-E	726	552	81	93	76.03	-14.06	Dr. Y. D. Jigyasu
HR-F	912	794	56	62	87.06	-3.03	Dr. D. Vidyarthi
HR-G	789	607	91	91	76.93	-13.16	Mr. M. L. Garg
JH-B	2504	2351	46	107	93.89	3.80	Dr. T. P. Pati
JH-C	3202	2901	105	196	90.60	0.51	Dr. K. C. Srivastava
JH-D	1069	1011	19	39	94.57	4.48	Mrs. Urmila Singh
JH-E	314	278	12	24	88.54	-1.55	Dr. B. P. Yadav
JH-F	1526	1408	31	87	92.27	2.18	Sh. S. K. Luthra
MH-A	133	131	0	2	98.50	8.41	Dr. H. K. Mohanty
MH-B	864	848	1	15	98.15	8.06	Mr. Jose Kurian
MP-C	981	927	19	35	94.50	4.41	Mr. S. K. Sinha
NCR	2840	2646	45	149	93.17	3.08	-
OR-A	833	798	15	20	95.80	5.71	Mr. L. N. Pradhan
OR-B	1458	1435	4	19	98.42	8.33	Dr. K. C. Satpathy
OR-C	213	207	0	6	97.18	7.09	Mrs. Deep Gambhir
PB-A	1557	1380	89	88	88.63	-1.46	Dr. (Mrs.) Neelam Kamra
PB-B	1382	1191	67	124	86.18	-3.91	Mrs. P. P. Sharma
PB-C	886	751	47	88	84.76	-5.33	Mr. Vijay Kumar
PB-D	515	491	12	12	95.34	5.25	Dr. B. B. Sharma
RJ-A	117	97	9	11	82.91	-7.18	Mr. M. L. Goel
RJ-C	985	825	67	93	83.76	-6.33	Mr. Ashok Kumar Sharma
SA-A	96	96	0	0	100.00	9.91	Mrs. Minoo Aggarwal
UL-A	837	721	52	64	86.14	-3.95	Mr. P. C. Purohit
UP-A	1387	1114	123	150	80.32	-9.77	Dr. S. Marriya
WB-A	1514	1349	72	93	89.10	-0.99	Mrs. Papiya Mukherjee
TOTAL	41836	37688	1734	2414	90.09		

Inference

This year 20 zones have shown negative variation from DAV Pass Percentage, i.e. DAV National Index of 90.09%, which is still an area of concern.

4.2 Zone-wise Qualitative Assessment

The qualitative performance of each zone indicates the quality of performance of the schools in the CBSE Board Examination at Senior Secondary Level. The score, thus, arrived at is known as the **Qualitative Performance Index (QPI)** of that zone.

Categories at Senior Secondary Level

Five Categories have been devised on the basis of which the qualitative performance of all the DAV Public/Model Schools is assessed, and accordingly, the schools are placed in the said categories.

Categories of Qualitative Performance for the Senior Secondary Level (Std XII)

< 55	55 to < 60	60 to <70	70 to < 80	≥80
Needs Improvement	Satisfactory	Good	Very Good	Outstanding

Table 4.2.1

The Overall DAV Qualitative Performance Index of Std XII (DAV National QPI = 70.04)

Sr. No.	Zone	Total Schools	QUALITATIVE PERFORMANCE INDEX OF SCHOOLS					QPI of the Zone	Regional Director/ Assistant Regional Director
			<55	55 to <60	60 to <70	70 to <80	≥80		
			Needs Improvement	Satisfactory	Good	Very Good	Outstanding		
1	SA-A	2	0	0	0	1	1	84.10	Mrs. Minoo Aggarwal
2	MH-B	5	0	0	0	1	4	82.17	Mr. Jose Kurian
3	OR-B	10	0	2	1	4	3	79.61	Dr. K. C. Satpathy
4	AP-A	2	0	0	0	2	0	76.82	Mrs. Seetha Kiran
5	PB-D	5	1	1	1	1	1	76.57	Dr. B. B. Sharma
6	DEL	22	1	0	4	14	3	75.52	--
7	OR-C	4	0	0	2	2	0	75.17	Mrs. Deep Gambhir

Sr. No.	Zone	Total Schools	QUALITATIVE PERFORMANCE INDEX OF SCHOOLS					QPI of the Zone	Regional Director/ Assistant Regional Director
			<55	55 to <60	60 to <70	70 to <80	≥80		
			Needs Improvement	Satisfactory	Good	Very Good	Out-standing		
8	HP-F	4	0	0	0	4	0	74.43	Mr. Pyar Chand Verma
9	MH-A	3	0	0	1	2	0	74.14	Dr. H. K. Mohanty
10	OR-A	12	1	0	2	9	0	73.86	Mr. L. N. Pradhan
11	CH	3	0	0	0	3	0	73.44	--
12	HP-A	4	0	0	1	3	0	72.45	Mrs. P. Sofat
13	HP-C	14	1	0	5	8	0	72.16	Mr. S. P. Arora
14	NCR	18	1	0	8	8	1	72.00	--
15	PB-A	10	0	2	3	4	1	71.53	Dr. (Mrs.) Neelam Kamra
16	HR-C	10	1	2	4	2	1	71.29	Mrs. Suman Nijhawan
17	BR-A	5	0	0	2	3	0	71.14	Mr. Indrajeet Rai
18	HP-E	3	0	0	1	2	0	70.86	Mrs. Rama Parwan
19	WB-A	12	1	2	4	3	2	70.69	Mrs. Papiya Mukherjee
20	HR-F	7	0	0	4	2	1	70.44	Dr. D. Vidyarthi
21	BR-G	5	1	0	2	2	0	69.61	Ms. Anjali
22	JH-B	13	1	1	6	5	0	69.09	Dr. T. P. Pati
23	MP-C	16	0	1	10	5	0	68.85	Mr. S. K. Sinha
24	HP-B	11	0	4	4	3	0	68.44	Mrs. Shashi Kiran Gupta

Sr. No.	Zone	Total Schools	QUALITATIVE PERFORMANCE INDEX OF SCHOOLS					QPI of the Zone	Regional Director/ Assistant Regional Director
			<55	55 to <60	60 to <70	70 to <80	≥80		
			Needs Improvement	Satisfactory	Good	Very Good	Out-standing		
25	JH-F	14	1	1	7	5	0	68.12	Sh. S. K. Luthra
26	PB-C	13	1	1	8	3	0	67.66	Mr. Vijay Kumar
27	JH-D	11	1	1	5	4	0	67.61	Mrs. Urmila Singh
28	RJ-C	4	1	0	2	1	0	67.55	Mr. Ashok Kumar Sharma
29	PB-B	13	0	1	7	5	0	67.46	Mrs. P. P. Sharma
30	HR-D	15	1	0	10	4	0	66.88	Mrs. Madhu Bahl
31	RJ-A	3	0	0	2	1	0	66.71	Mr. M. L. Goel
32	UL-A	7	1	2	2	2	0	66.48	Mr. P. C. Purohit
33	JH-E	5	0	0	3	2	0	66.03	Dr. B. P. Yadav
34	BR-B	7	0	1	6	0	0	65.75	Dr. U. S. Prasad
35	JH-C	13	1	4	6	2	0	64.62	Dr. K. C. Srivastava
36	HR-B	6	2	0	2	2	0	64.42	Mr. K. L. Khurana
37	BR-C	11	1	1	8	1	0	64.06	Mr. S. K. Jha
38	UP-A	13	3	3	4	2	1	63.45	Dr. S. Marriya
39	CG-A	31	14	1	6	10	0	62.44	Mr. Prashant Kumar
40	HR-E	4	0	2	1	1	0	62.29	Dr. Y. D. Jigyasu
41	HR-G	9	2	5	2	0	0	62.11	Mr. M. L. Garg
42	BR-D	3	0	1	2	0	0	61.83	Mr. K. K. Sinha
43	BR-F	3	0	2	1	0	0	59.56	Mr. A. K. Jana
TOTAL		385	38	41	149	138	19		
PERCENTAGE			9.87%	10.65%	38.70%	35.84%	4.94%		

Inferences

- Out of 385 Schools this year, 19 schools are in Outstanding Category, 138 schools are in Very Good Category, 149 schools are in Good Category, 41 schools are in Satisfactory Category and 38 schools are in Needs Improvement Category.
- Out of 38 Schools in Needs Improvement Category, 10 schools are those which were in this category last year also; 02 and 10 schools are those which have come down from Good and Satisfactory Categories respectively to the Needs Improvement Category, and 16 schools are those which have appeared for the first time in CBSE Class XII examinations in the year 2017.
- In terms of percentage 4.94% schools are in Outstanding Category, 35.84% schools are in Very Good Category, 38.70% schools are in Good Category, 10.65% schools are in Satisfactory Category and 9.87% schools come under Needs Improvement Category.

A Pie Diagram Representing the Percentage of Schools Falling in Different Categories as Per Table 4.2.1

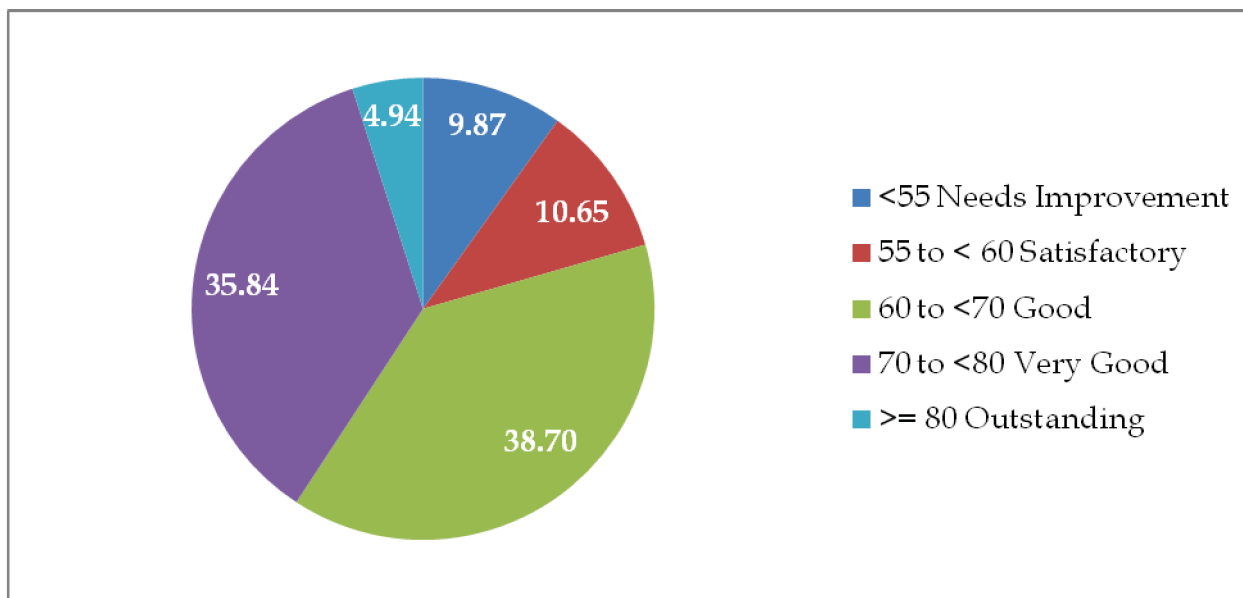


Table 4.2.2**Comparative Performance of Schools at Senior Secondary Level**

Year	Total No. of Schools	Number of Schools in Each Category				
		Needs Improvement	Satisfactory	Good	Very Good	Outstanding
2014	331	18	17	136	141	19
2015	349	4	15	133	162	35
2016	365	19	29	128	161	28
2017	385	38	41	149	138	19

Inference

As seen above, the number of schools in 'Outstanding' category had progressively gone up from 19 in 2014 to 28 in 2016, a percentage increase of 47.37%. However, the number of schools in the same category has decreased from 28 in 2016 to 19 in 2017. Similarly, the number of schools in 'Very Good' category had increased from 141 in 2014 to 161 in 2016, a percentage increase of 14.18%. However, this number decreased to 138 in 2017.

The number of schools falling under the 'Good' category has increased significantly from 136 in 2014 to 149 in 2017, a percentage increase of 9.56%.

The number of schools coming under the 'Satisfactory' category had increased from 17 in 2014 to 29 in 2016, a percentage increase of 70.59%. However, the number of schools in this category has risen from 29 in 2016 to 41 in 2017, a percentage increase of 41.38%.

The number of schools under 'Needs Improvement' category has fallen significantly from 18 in 2014 to 4 in 2015. The number of schools under the same category had increased to 19 in 2016 and 38 in 2017. However, the reason for this increase in the year 2017 is due to the fact that many new schools have appeared in the Class XII Board Examination for the first time.

CHAPTER V

Zone-wise Performance of Students

This Chapter reveals information about the performance of students of Std XII on the basis of percentage of aggregate marks obtained by them.

All the students, who have passed the Std XII Examination, have been slotted in the ranges given below as per the aggregate marks obtained by them.

- **75% & Above**
- **60% to 74.99%**
- **45% to 59.99%**
- **33% to 44.99%**
- **Below 33%**

This information as presented in the Table 5.1 holds special significance for all the zones. It is obligatory for every Zone to prepare a comparative data of the performances of the previous years with that of this year and then explore possibilities of improvement while preparing a specific plan of action.

Table 5.1

Zone-wise Profile of DAV Students on the Basis of Aggregate Marks at the Senior Secondary Level (Std XII)

Zone	Appr	Pass	Pass Percentage	Comp	Fail	33% to 44.99%	45% to 59.99%	60% to 74.99%	75% & Above
AP-A	97	95	97.94	2	0	0	5	31	59
BR-A	623	573	91.97	30	20	0	61	259	253
BR-B	579	536	92.57	25	18	4	147	236	149
BR-C	437	333	76.20	67	37	0	65	172	96
BR-D	189	134	70.90	34	21	1	25	80	28
BR-F	186	132	70.97	34	20	1	33	76	22
BR-G	282	246	87.23	27	9	0	29	109	108
CG-A	1484	1089	73.38	94	301	2	179	448	460
CH	480	448	93.33	25	7	0	53	167	228
DEL	4257	4143	97.32	63	51	6	401	1442	2294
HP-A	374	355	94.92	14	5	0	30	167	158
HP-B	721	640	88.77	46	35	1	107	269	263

Zone	Appr	Pass	Pass Percentage	Comp	Fail	33% to 44.99%	45% to 59.99%	60% to 74.99%	75% & Above
HP-C	1207	1150	95.28	41	16	0	146	486	518
HP-E	151	144	95.36	6	1	0	22	64	58
HP-F	347	331	95.39	16	0	1	26	124	180
HR-B	448	357	79.69	47	44	1	75	156	125
HR-C	1215	1120	92.18	72	23	6	195	395	524
HR-D	1119	953	85.17	103	63	3	193	409	348
HR-E	726	552	76.03	93	81	5	148	229	170
HR-F	912	794	87.06	62	56	1	104	309	380
HR-G	789	607	76.93	91	91	7	165	217	218
JH-B	2504	2351	93.89	107	46	4	396	1128	823
JH-C	3202	2901	90.60	196	105	27	895	1230	749
JH-D	1069	1011	94.57	39	19	5	250	439	317
JH-E	314	278	88.54	24	12	1	65	126	86
JH-F	1526	1408	92.27	87	31	4	327	558	519
MH-A	133	131	98.50	2	0	0	17	48	66
MH-B	864	848	98.15	15	1	0	11	169	668
MP-C	981	927	94.50	35	19	2	187	419	319
NCR	2840	2646	93.17	149	45	5	402	1005	1234
OR-A	833	798	95.80	20	15	2	90	291	415
OR-B	1458	1435	98.42	19	4	1	64	410	960
OR-C	213	207	97.18	6	0	0	18	78	111
PB-A	1557	1380	88.63	88	89	1	177	474	728
PB-B	1382	1191	86.18	124	67	5	210	526	450
PB-C	886	751	84.76	88	47	2	133	312	304
PB-D	515	491	95.34	12	12	1	57	125	308
RJ-A	117	97	82.91	11	9	1	17	32	47
RJ-C	985	825	83.76	93	67	7	152	298	368
SA-A	96	96	100.00	0	0	0	0	18	78
UL-A	837	721	86.14	64	52	3	156	287	275
UP-A	1387	1114	80.32	150	123	10	315	415	374
WB-A	1514	1349	89.10	93	72	5	250	424	670
TOTAL	41836	37688	-	2414	1734	125	6398	14657	16508
PERCENTAGE		-	90.09%	5.77%	4.14%	0.33%	16.98%	38.89%	43.80%

Inference

The Table 5.1 indicates that of all DAV students who successfully passed the Std XII CBSE Examination–

- **82.69%** students have scored in aggregate **above 60%** marks.
- **43.80%** students have scored **75% and Above** marks.

CHAPTER VI

Performance Analysis: Subject-wise

This Chapter deals with the subject-wise analysis of the performance of DAV Public/Model Schools. This will help us to know the overall academic standards at the subject level and thus, enable the schools to locate their areas of strengths and weaknesses, and take appropriate action. For the year 2017, we have done subject-wise analysis of students' performance in each zone. This data will be helpful to DAV CMC to plan their PEP (Performance Enhancement Programme) workshops for the teachers teaching the subjects in which the performance of the students has not been found satisfactory.

6.1 Subject-wise Analysis at Senior Secondary Level

DAV Public/Model Schools offer a myriad of options to their students at the Senior Secondary level. The students, as per their aptitude and interest, may opt for subjects, such as Mathematics, Physics, Chemistry, Biology, Biotechnology, Engineering Drawing, English/Hindi Core and Elective, Sanskrit, Regional Languages, History, Geography, Psychology, Accountancy, Physical Education, Painting, Sculpture, Informatics Practices, Computer Science, Entrepreneurship, Music (Vocal, Instrumental, Percussion), Textile Science, Design & Pattern Making, Clothing Construction, Basic Design, Dyeing & Printing, IT Systems, Business Data Pro, etc. For carrying out the subject analysis, subjects commonly opted by the students in a particular stream have been grouped together as 'Language and Science', 'Commerce and Humanities' and 'Other Subjects'.

The Tables 6.1.1, 6.1.2, 6.1.3 reflect the qualitative performance of all the zones in the major subjects at Senior Secondary level. This in-depth analysis of each zone's performance clearly pinpoints the areas in which their performance has suffered a setback or the areas in which their efforts have been successful.

Table 6.1.1

Subject-wise Qualitative Performance at Sr. Sec. Level: 2017
Languages & Science

	English Core	Maths	Physics	Chemistry	Biology	Bio- tech.	Engg. Draw.
Subject Code	301	041	042	043	044	045	046
DAV QPI	72.03	60.50	71.36	70.11	73.25	83.91	87.20
AP-A	81.33	61.83	77.48	73.63	83.33	-	-
BR-A	77.39	58.37	69.95	70.91	72.04	-	-
BR-B	67.21	50.52	64.36	64.68	70.20	-	-
BR-C	69.01	47.74	60.81	63.67	61.30	-	-
BR-D	70.05	41.11	60.98	55.95	62.35	-	-
BR-F	59.93	33.63	58.87	61.65	68.36	-	-
BR-G	70.97	53.89	68.16	66.13	76.11	-	-
CG-A	62.43	56.49	60.19	59.26	55.22	-	84.50
CH	80.32	60.83	76.31	71.43	74.34	-	-
DEL	82.22	69.14	75.27	76.79	77.69	90.13	88.65
HP-A	73.15	60.24	77.31	70.79	75.75	-	-
HP-B	73.12	51.76	71.97	66.92	74.44	-	-
HP-C	75.45	58.49	72.92	70.63	75.87	-	-
HP-E	71.10	53.44	75.13	70.61	76.95	-	-
HP-F	79.58	53.84	75.69	76.75	76.53	-	-
HR-B	57.18	46.37	68.57	67.62	67.52	-	-
HR-C	72.02	63.19	72.61	70.83	76.61	-	-
HR-D	65.61	54.33	71.75	69.78	71.25	-	84.80
HR-E	62.04	53.38	68.90	61.63	69.05	-	-
HR-F	73.35	55.17	70.22	67.83	69.76	-	-
HR-G	58.84	53.80	68.14	67.69	68.00	-	-
JH-B	73.30	57.87	71.20	66.04	74.61	-	-
JH-C	65.71	54.51	66.65	65.70	76.24	-	-
JH-D	68.61	58.60	67.49	68.21	72.70	-	-
JH-E	66.15	53.25	62.09	66.06	74.55	-	-
JH-F	69.82	58.75	70.08	70.58	76.07	79.80	-
MH-A	80.15	72.39	78.60	73.98	75.31	-	-
MH-B	85.83	73.37	83.69	78.75	83.69	-	-
MP-C	69.49	62.65	71.90	73.64	73.18	-	-
NCR	73.33	62.72	75.34	73.61	77.96	83.55	-
OR-A	76.51	64.72	75.99	74.54	79.34	-	-
OR-B	84.11	71.64	81.40	80.35	82.51	-	-
OR-C	80.98	62.75	78.39	74.92	78.51	-	-
PB-A	71.77	59.42	70.49	70.16	72.60	-	-
PB-B	68.35	52.60	69.68	64.59	70.81	-	-
PB-C	67.63	52.90	71.13	68.13	72.46	-	-
PB-D	80.29	70.85	76.09	71.77	70.38	78.71	-

	English Core	Maths	Physics	Chemistry	Biology	Bio-tech.	Engg. Draw.
RJ-A	66.18	54.64	67.76	67.80	70.00	-	-
RJ-C	67.14	59.10	69.55	72.78	67.52	-	-
SA-A	85.39	75.01	81.51	87.78	91.35	-	-
UL-A	70.66	58.83	69.95	67.88	71.97	-	-
UP-A	63.07	56.12	67.09	67.43	68.92	-	70.92
WB-A	74.34	62.96	72.56	72.41	69.18	-	-

Inferences

The above table shows that **AP-A, CH, DEL, MH-A, MH-B, OR-A, OR-B, OR-C** and **SA-A** have done well in most of the subjects mentioned above.

Table 6.1.2

Subject-wise Qualitative Performance at Sr. Sec. Level: 2017 Commerce & Humanities

	History	Pol. Sc.	Geog.	Eco.	Business Studies	Accountancy	Phy. Ed.	Painting
Subject Code	027	028	029	030	054	055	048	049
DAV QPI	67.74	65.47	73.46	60.20	68.10	63.33	76.50	87.19
AP-A	-	-	-	63.93	93.74	91.27	85.29	-
BR-A	83.36	83.36	92.55	57.57	70.53	58.86	81.28	-
BR-B	-	-	-	60.50	72.17	64.24	78.82	-
BR-C	69.15	49.96	72.31	40.06	70.23	58.42	73.72	87.80
BR-D	-	-	-	38.01	60.22	60.22	73.56	-
BR-F	-	-	-	48.56	51.13	49.19	77.83	-
BR-G	-	-	-	65.55	71.53	71.64	76.41	90.25
CG-A	58.29	51.71	-	55.53	61.84	60.82	84.18	-
CH	82.73	71.71	-	61.70	70.95	67.77	79.50	91.31
DEL	71.28	71.83	78.44	70.21	75.84	70.12	77.12	71.12
HP-A	-	-	-	51.49	52.71	57.02	83.78	-
HP-B	80.13	54.64	76.12	53.88	64.58	56.83	78.07	-
HP-C	71.56	79.09	73.49	60.37	62.80	58.99	79.33	-
HP-E	-	-	-	64.81	62.85	55.00	74.06	-
HP-F	-	-	-	51.52	71.20	55.46	81.81	-
HR-B	-	69.45	68.76	49.07	58.95	60.73	66.09	-
HR-C	65.90	54.36	62.40	63.53	72.81	68.23	79.71	91.00
HR-D	-	53.18	59.69	50.80	63.95	63.42	75.28	85.90
HR-E	52.75	40.11	65.69	45.51	59.81	52.65	70.00	79.50
HR-F	71.18	69.76	69.33	65.15	64.81	64.15	76.13	81.25
HR-G	55.25	40.58	-	48.13	55.71	55.99	74.15	78.66
JH-B	79.62	68.12	-	58.26	69.60	62.59	74.84	90.35
JH-C	59.43	67.55	90.41	51.78	61.96	56.81	73.02	90.12

	History	Pol. Sc.	Geog.	Eco.	Business Studies	Accountancy	Phy. Ed.	Painting
JH-D	69.03	62.47	78.67	60.98	71.56	64.38	77.66	80.85
JH-E	75.00	-	83.33	63.90	67.31	62.12	79.57	-
JH-F	61.00	29.40	63.20	59.36	67.92	61.35	73.07	77.12
MH-A	-	-	-	60.87	77.98	56.68	86.33	-
MH-B	-	-	86.28	72.63	85.71	86.03	89.04	-
MP-C	59.05	60.23	61.00	56.12	65.24	62.30	77.09	88.81
NCR	69.72	68.47	68.69	63.50	71.35	65.98	76.48	84.99
OR-A	56.00	-	55.24	62.42	69.94	65.10	81.99	93.93
OR-B	80.73	79.86	70.36	71.06	76.16	67.22	82.75	-
OR-C	-	-	-	-	-	-	76.94	-
PB-A	70.32	65.66	82.92	65.05	70.26	63.99	72.10	88.99
PB-B	55.02	59.95	72.55	60.57	68.75	60.75	74.85	84.77
PB-C	62.12	58.08	58.52	54.41	64.80	64.14	75.94	90.53
PB-D	76.64	73.18	-	70.78	80.88	74.72	72.68	92.48
RJ-A	-	-	-	54.78	66.86	62.04	78.24	-
RJ-C	-	-	-	58.94	63.05	59.64	73.51	-
SA-A	-	-	-	93.41	90.29	91.88	78.27	-
UL-A	-	-	-	52.05	60.26	54.49	72.53	80.50
UP-A	60.57	56.65	-	50.80	57.37	54.59	72.53	84.38
WB-A	58.70	75.09	76.44	65.80	66.22	65.34	70.99	83.45

Inference

Table 6.1.2 shows that **AP-A, BR-B, CH, MH-B** and **SA-A** have done well in most subjects mentioned above.

Table 6.1.3

Subject-wise Qualitative Performance at Sr. Sec. Level: 2017 Other Subjects

	Info. Prac.	Multimedia & Web	Comp. Sc.	Hindi Elective	Hindi Core	Sanskrit Core	Home Sc.	Entrepreneurship
Subject Code	065	067	083	002	302	322	064	066
DAV QPI	76.88	70.44	76.63	58.80	64.89	60.45	73.76	67.04
AP-A	84.90	-	83.78	-	-	-	-	-
BR-A	76.48	-	-	-	76.63	-	-	-
BR-B	67.91	-	-	-	64.64	55.02	-	-
BR-C	64.25	-	60.50	93.00	-	-	-	-
BR-D	72.92	-	78.00	-	79.31	-	-	-
BR-F	84.00	-	57.67	-	-	-	-	36.00
BR-G	82.61	-	-	-	82.68	-	-	-
CG-A	81.86	-	79.35	-	57.62	48.43	-	-
CH	-	64.38	81.63	-	63.53	-	64.33	-

	Info. Prac.	Multimedia & Web	Comp. Sc.	Hindi Elective	Hindi Core	Sanskrit Core	Home Sc.	Entrepreneurship
DEL	76.56	67.96	79.04	54.79	58.13	-	75.23	63.44
HP-A	81.24	-	75.03	-	-	-	-	-
HP-B	66.53	83.00	88.47	63.57	-	-	-	-
HP-C	85.82	-	81.11	-	68.13	-	-	73.29
HP-E	88.88	-	-	-	-	-	-	-
HP-F	75.95	-	91.17	-	-	-	-	-
HR-B	79.22	-	-	-	72.58	-	-	-
HR-C	-	-	76.07	-	63.47	74.43	-	-
HR-D	87.76	-	70.50	-	59.88	-	-	-
HR-E	77.05	-	-	-	45.01	-	-	-
HR-F	76.79	-	-	-	70.58	-	-	-
HR-G	53.38	-	67.75	59.64	53.36	-	66.33	-
JH-B	74.51	-	72.82	-	68.51	-	-	63.59
JH-C	71.26	-	62.33	83.14	66.07	58.45	-	48.75
JH-D	68.17	-	65.10	-	67.16	-	-	-
JH-E	52.00	-	-	-	56.95	-	-	-
JH-F	75.47	-	76.53	-	66.16	78.07	-	65.31
MH-A	70.34	-	83.86	-	80.19	-	-	-
MH-B	90.26	-	86.19	-	-	-	-	81.53
MP-C	78.74	-	73.11	-	72.43	87.50	-	-
NCR	78.25	79.38	80.73	76.00	62.75	-	79.27	-
OR-A	-	-	82.45	55.60	57.46	-	-	-
OR-B	-	-	87.60	-	61.23	-	-	-
OR-C	-	-	77.72	-	66.00	-	-	-
PB-A	80.15	57.65	63.42	79.00	54.08	-	66.00	-
PB-B	73.01	-	65.54	-	56.00	-	59.42	60.25
PB-C	54.00	-	83.00	-	59.30	-	-	-
PB-D	84.42	-	80.83	-	-	-	-	-
RJ-A	-	-	-	-	-	-	-	-
RJ-C	77.34	-	78.12	-	-	-	83.05	-
SA-A	93.80	-	86.58	-	-	-	-	-
UL-A	75.38	-	76.77	-	75.52	-	72.19	61.13
UP-A	71.10	-	79.04	-	62.49	-	61.86	67.38
WB-A	79.61	74.50	76.56	-	56.49	-	-	76.57

Inference

The above table shows that **AP-A, BR-G, HP-C, HP-E, HR-B, MH-B, OR-C, PB-D, RJ-C** and **SA-A** zones have done well in most of the subjects mentioned above.

CHAPTER VII

The Pride of DAV

A. The Achievers at National Level

A ranking of the best three schools at the national level in the year 2017 has been done keeping in view the **Qualitative Performance Index** and also the **number of students** at the Senior Secondary level. (It has been felt that to compare a school with student strength, for example, of 40 students with a school having more than 200 students at the Senior Secondary Level will not be doing justice to either of them.)

The schools have been placed in six groups, keeping the students' strength in view. This has been done to promote fair and healthy competition among our schools.

The schools are awarded '**Pride of DAV**' certificates under the signatures of the President, DAV College Managing Committee.

7.1 Senior Secondary Level

Table 7.1.1

(Group-I) Students' Strength: 401 and Above
Number of Schools: 10 **Total Number of Students: 5035**

Rank	School Code	Name of the School	QPI	Zone	Principal
I	08378	DAV Public School Chandrasekharpur Odisha	81.93	OR-B	Dr. K.C. Satapathy
II	08423	DAV Model School Durgapur Burdwan West Bengal	81.42	WB-A	Mrs. Papiya Mukherjee
III	65485	Hansraj Model School Punjabi Bagh New Delhi	74.68	DEL	Mrs. Heemal H. Bhat

Table 7.1.2**(Group-II) Students' Strength: 321-400****Number of Schools: 11****Total Number of Students: 3873**

Rank	School Code	Name of the School	QPI	Zone	Principal
I	04100	DAV Public School Sector 14 Gurgaon Haryana	84.77	NCR	Mrs. Aparna Erry
II	08305	DAV Public School Unit VIII Bhubaneswar Odisha	83.43	OR-B	Dr. (Mrs.) Bhagyabati Nayak
III	65023	Shaheed Rajpal DAV Public School Dayanand Vihar Delhi	82.24	DEL	Mrs. Renu Laroiya

Table 7.1.3**(Group-III) Students' Strength: 241-320****Number of Schools: 17****Total Number of Students: 4705**

Rank	School Code	Name of the School	QPI	Zone	Principal
I	04583	DAV Public School BRS Nagar Ludhiana Punjab	83.83	PB-D	Mrs. Jaswinder K. Sidhu
II	65026	DAV Public School Sreshtha Vihar Delhi	83.56	DEL	Mrs. Pram Lata Garg
III	65406	DAV Public School Pushpanjali Enclave Pitampura Delhi	81.84	DEL	Mrs. Rashmi Raj Biswal

Table 7.1.4**(Group-IV) Students' Strength: 161-240****Number of Schools: 52****Total Number of Students: 9936**

Rank	School Code	Name of the School	QPI	Zone	Principal
I	06863	DAV Public School Pune Maharashtra	85.75	MH-B	Mrs. C.V. Madhavi
II	06842	DAV Public School New Panvel Navi Mumbai Maharashtra	83.00	MH-B	Mrs. Jayashree Khandekar
III	09703	DAV Public School Pokhariput BBSR Odisha	82.30	OR-B	Ms. Sujata Sahu

Table 7.1.5**(Group-V) Students' Strength: 81-160****Number of Schools: 90****Total Number of Students: 10190**

Rank	School Code	Name of the School	QPI	Zone	Principal
I	06898	DAV International School Kharghar Navi Mumbai Maharashtra	81.35	MH-B	Ms. Seema Maindiratta
II	04213	SBP DAV Centenary Public School Fatehabad Haryana	80.11	HR-F	Ms. Sunita Madaan
III	53072	LR DAV Public School Gandarpur Cuttack Odisha	78.46	OR-B	Mrs. Namita Mohanty

Table 7.1.6**(Group-VI) Students' Strength: 80 and Below****Number of Schools: 205****Total Number of Students: 8097**

Rank	School Code	Name of the School	QPI	Zone	Principal
I	07052	DAV Public School Velachery Chennai Tamil Nadu	87.36	SA-A	Mrs. Minoo Aggarwal
II	09904	DAV Model School IIT Kharagpur Midnapur West Bengal	86.77	WB-A	Mr. N.K. Gautam
III	09080	GAIL DAV Public School Dibiyapur Auraiya Uttar Pradesh	82.57	UP-A	Mr. Anand S. Saraswat

Inference

The Schools as mentioned in Tables 7.1.1 to 7.1.6 have done well and bagged the first three positions in various categories.

B. Special Applause

Ranking of the best three schools at the national level, in each group, at Senior Secondary level has been done in this Chapter. Under Special Applause, we will deal with the DAV Public/Model Schools, who have **maintained the ranks for three consecutive years** at the national level. The Principals of these schools deserve **Special Applause**.

7.2 Senior Secondary Level

The following schools have either secured first, second or third position in the last three years at the Senior Secondary level.

Table 7.2.1

Rank	CBSE Code	Name of the School	Principal	Year	Students' Strength
I	04100	DAV Public School Sector 14 Gurgaon Haryana	Mrs. Aparna Erry	2015	321-400 (Group-II)
II	04100	DAV Public School Sector 14 Gurgaon Haryana	Mrs. Aparna Erry	2016	321-400 (Group-II)
I	04100	DAV Public School Sector 14 Gurgaon Haryana	Mrs. Aparna Erry	2017	321-400 (Group-II)

Table 7.2.2

Rank	CBSE Code	Name of the School	Principal	Year	Students' Strength
II	08378	DAV Public School Chandrasekharpur Bhubaneswar Odisha	Dr. K. C. Satapathy	2015	321-400 (Group-II)
III	08378	DAV Public School Chandrasekharpur Bhubaneswar Odisha	Dr. K. C. Satapathy	2016	241-320 (Group-III)
I	08378	DAV Public School Chandrasekharpur Bhubaneswar Odisha	Dr. K. C. Satapathy	2017	401 and more (Group-I)

Table 7.2.3

Rank	CBSE Code	Name of the School	Principal	Year	Students' Strength
I	04583	DAV Public School BRS Nagar Ludhiana Punjab	Mrs. Jaswinder K. Sidhu	2015	241-320 (Group-III)
III	04583	DAV Public School BRS Nagar Ludhiana Punjab	Mrs. Jaswinder K. Sidhu	2016	241-320 (Group-III)
I	04583	DAV Public School BRS Nagar Ludhiana Punjab	Mrs. Jaswinder K. Sidhu	2017	241-320 (Group-III)

Table 7.2.4

Rank	CBSE Code	Name of the School	Principal	Year	Students' Strength
II	09703	DAV Public School Pokhariput BBSR Odisha	Ms. Sujata Sahu	2015	161-240 (Group-IV)
II	09703	DAV Public School Pokhariput BBSR Odisha	Ms. Sujata Sahu	2016	81-160 (Group-V)
III	09703	DAV Public School Pokhariput BBSR Odisha	Ms. Sujata Sahu	2017	161-240 (Group- IV)

Table 7.2.5

Rank	CBSE Code	Name of the School	Principal	Year	Students' Strength
I	07052	DAV Public School Velachery Chennai Tamil Nadu	Mrs. Minoo Aggarwal	2015	81-160 (Group-V)
III	07052	DAV Public School Velachery Chennai Tamil Nadu	Mrs. Minoo Aggarwal	2016	80 and Below (Group-VI)
I	07052	DAV Public School Velachery Chennai Tamil Nadu	Mrs. Minoo Aggarwal	2017	80 and Below (Group-VI)

Table 7.2.6

Rank	CBSE Code	Name of the School	Principal	Year	Students' Strength
I	08423	DAV Model School Durgapur Burdwan West Bengal	Mrs. Papiya Mukherjee	2015	401 and Above (Group-I)
I	08423	DAV Model School Durgapur Burdwan West Bengal	Mrs. Papiya Mukherjee	2016	401 and Above (Group- I)
II	08423	DAV Model School Durgapur Burdwan West Bengal	Mrs. Papiya Mukherjee	2017	401 and Above (Group- I)

Table 7.2.7

Rank	CBSE Code	Name of the School	Principal	Year	Students' Strength
II	08305	DAV Public School Unit VIII Bhubaneshwar Odisha	Dr. (Mrs) Bhagyabati Nayak	2015	241-320 (Group-III)
II	08305	DAV Public School Unit VIII Bhubaneshwar Odisha	Dr. (Mrs) Bhagyabati Nayak	2016	241-320 (Group-III)
II	08305	DAV Public School Unit VIII Bhubaneshwar Odisha	Dr. (Mrs) Bhagyabati Nayak	2017	321-400 (Group- II)

Table 7.2.8

Rank	CBSE Code	Name of the School	Principal	Year	Students' Strength
III	65026	DAV Public School Sreshtha Vihar Delhi	Mrs. Prem Lata Garg	2015	321-400 (Group-II)
I	65026	DAV Public School Sreshtha Vihar Delhi	Mrs. Prem Lata Garg	2016	321-400 (Group-II)
II	65026	DAV Public School Sreshtha Vihar Delhi	Mrs. Prem Lata Garg	2017	241-320 (Group- III)


CHAPTER VIII

Legion of Merit Performers

The best three students, who have scored the highest aggregate marks in the Senior Secondary Examination of the CBSE Board, have been selected for the Section 8.1 of this Chapter. The placement of rank holders at the Senior Secondary level has been done stream-wise in accordance with the aggregate marks in that particular stream in Section 8.2.1, 8.2.2, 8.2.3 and 8.2.4.


The entire DAV Organisation feels proud of these students. Each of these Meritorious students and Toppers have received a **Letter of Applause** from the President, DAV CMC.

8.1 Meritorious Students (Std XII)



BHOOMI SAWANT
DAV Public School, Sector 8-C, Chandigarh

99.40%
(First position among all the DAV students)



RHYTHA KASIRAJ
DAV Public School, Nerul, Navi Mumbai, Maharashtra

98.80%
(Second position among all the DAV students)



GUNPREET KAUR
DAV Public School, BRS Nagar, Ludhiana, Punjab

98.40%
(Third position among all the DAV students)

Table 8.1.1 DAV Toppers (Std XII)**Top Twelve Students of Std XII CBSE Board Examination**

S.No.	Name	School	Percentage	Stream
1	Bhoomi Sawant	DAV Public School Sector 8-C Chandigarh	99.4	Science
2	Rhytha Kasiraj	DAV Public School Nerul Navi Mumbai Maharashtra	98.8	Science
3	Gunpreet Kaur	DAV Public School BRS Nagar Ludhiana Punjab	98.4	Science
4	Luxmi Chaudhary	OS DAV Public School Kaithal Haryana	98.2	Commerce
5	Naina Agrawal	DAV Public School Vasant Vihar Bilaspur CG	98.2	Commerce
6	Pratik Kumar Sahoo	DAV Public School Unit VIII Bhubaneswar Odisha	98.2	Science
7	Shourya Aggarwal	Hans Raj Model School Rd 73 Punjabi Bagh Delhi	98	Science
8	Fiza Alam	Sarla Chopra DAV Centenary Public School Noida UP	98	Humanities
9	Animesh Pradhan	DAV Public School MCL Kalinga Road Mahendrapur Angul Odisha	98	Science
10	Abhipsa Sahoo	DAV Public School Unit VIII Bhubaneswar Odisha	98	Science
11	Saswat Dash	DAV Public School Unit VIII Bhubaneswar Odisha	98	Science
12	Gowtham S.	DAV Public School Velachery Chennai Tamil Nadu	98	Science

8.2 Stream-wise DAV Toppers**Table 8.2.1****Science Stream**

Position	Name of the School	Student	Marks	Percentage
I	DAV Public School Sector 8-C Chandigarh	Bhoomi Sawant	497	99.40
II	DAV Public School Nerul Navi Mumbai Maharashtra	Rhytha Kasiraj	494	98.80
III	DAV Public School BRS Nagar Ludhiana Punjab	Gunpreet Kaur	492	98.40

Table 8.2.2**Commerce Stream**

Position	Name of the School	Student	Marks	Percentage
I	DAV Public School Vasant Vihar Bilaspur CG	Naina Agrawal	491	98.2
I	OS DAV Public School Kaithal Haryana	Luxmi Chaudhary	491	98.2
II	DAV Public School BRS Nagar Ludhiana Punjab	Muskan Arora	488	97.6
II	DAV Public School Vasant Vihar Bilaspur CG	Poorva Agrawal	488	97.6
II	OS DAV Public School Kaithal Haryana	Kashish Garg	488	97.6
II	DAV Public School BRS Nagar Ludhiana Punjab	Pranit Jain	488	97.6
II	DAV Public School Canary Hill Road Hazaribagh JH	Juhi Rani	488	97.6
III	DAV Public School BRS Nagar Ludhiana Punjab	Bhavya Arora	487	97.4
III	DAV International School Verka Chowk Amritsar Punjab	Mridhu Tandon	487	97.4
III	Kulachi Hansraj Model School Ashok Vihar Delhi	Abhilasha Gupta	487	97.4

Table 8.2.3**Humanities Stream**

Position	Name of the School	Student	Marks	Percentage
I	Sarla Chopra DAV Centenary Public School Noida UP	Fiza Alam	490	98
II	DAV Public School Lawrence Road Amritsar Punjab	Premansh Sahni	489	97.8
III	DAV Centenary Public School Rohtak Haryana	Tanya	488	97.6

Table 8.2.4**Vocational Stream**

Position	Name of the School	Student	Marks	Percentage
I	DAV Public School Lawrence Road Amritsar Punjab	Nandini Mehra	464	92.8
II	DAV Public School Sector 37 Faridabad Haryana	Shivangi Sharma	463	92.6
III	Kulachi Hansraj Model School Ashok Vihar Delhi	Nitiksha Nain	461	92.2

8.3 Laureate Certificates

We have set-up a tradition of awarding '**Laureate Certificates**' to the DAV students scoring the highest marks in a subject. The number of Laureate Certificates issued in each subject in Std XII are documented in the Table 8.3.1.

The '**Laureate Certificates**' are awarded under the joint signatures of the President, DAV College Managing Committee and the General Secretary, DAV College Managing Committee.

Table 8.3.1

**Subject-wise Highest Marks Secured by DAV Students at
Senior Secondary Level: 2017**

Subject Code	Subject	Max. Marks	No. of Students
49	PAINTING	100	192
34	MUSIC HIND.VOCAL	100	114
30	ECONOMICS	100	72
48	PHYSICAL EDUCATION	100	51
35	MUSIC HIND. INS. MEL	100	43
41	MATHEMATICS	100	39
43	CHEMISTRY	100	23
37	PSYCHOLOGY	100	15
54	BUSINESS STUDIES	100	15
44	BIOLOGY	100	14
45	BIOTECHNOLOGY	100	10
42	PHYSICS	100	10
52	APP/COMMERCIAL ART	100	8
83	COMPUTER SCIENCE	100	4
27	HISTORY	100	4
72	MASS MEDIA STUDIES	100	2
65	INFORMATICS PRACTICES	100	1
46	ENGG. GRAPHICS	100	1
56	DANCE-KATHAK	100	1
64	HOME SCIENCE	100	1
39	SOCIOLOGY	100	1
51	SCULPTURE	100	1
301	ENGLISH CORE	99	13
55	ACCOUNTANCY	99	10
28	POLITICAL SCIENCE	99	4
783	MARKETING	99	4
29	GEOGRAPHY	99	3
302	HINDI CORE	99	3
775	INTD TO FASHION INDUSTRY	99	2
322	SANSKRIT CORE	99	1
67	MULTIMEDIA & WEB TECHNOLOGY	99	1
79	LIBRARY & INFORMATION SCIENCE	99	1
739	CRTV & COMM PROC IN MASS MEDIA	99	1
36	MUSIC HIND.INS.PER	98	2
53	FASHION STUDIES	98	2
105	BENGALI	98	2
66	ENTREPRENEURSHIP	98	1

Subject Code	Subject	Max. Marks	No. of Students
74	LEGAL STUDIES	98	1
75	HUMAN RIGHTS & GENDER STUDIES	98	1
735	FOOD PRODUCTION IV	98	1
738	EVOL & FORMS OF MASS MEDIA	98	1
793	FOUNDATION OF FINANCIAL MARKET	98	1
796	WEB APPLICATIONS	98	1
78	THEATRE STUDIES	97	1
774	ELEMENTS OF DESIGN & FASHION	97	1
754	INTD TO TOURISM & HOTEL INDS	96	1
776	GARMENT CONSTRUCTION	96	1
2	HINDI ELECTIVE	95	5
22	SANSKRIT ELECTIVE	95	2
795	IT TOOLS	95	2
104	PUNJABI	95	1
734	FOOD PRODUCTION III	94	3
113	ODIA	94	1
753	BASIS OF FRONT OFFICE	93	2
607	TYPOGRAPHY & CA ENG	93	1
740	GEOSPATIAL TECHNOLOGY	93	1
071	GRAPHIC DESIGN	91	1
743	RETAIL OPERATIONS	90	1
050	GRAPHICS	87	1
111	MANIPURI	85	1
118	FRENCH	80	1
076	NATIONAL CADET CORPS (NCC)	74	1
120	GERMAN	69	1

Inference

At Senior Secondary Level in 2017, the highest marks, i.e. 100 have been scored by 192 students in Painting, 114 students in Music Hind. Vocal, 72 students in Economics, 51 students in Physical Education, 43 students in Music Hind. Ins. Mel, 39 students in Mathematics, 23 students in Chemistry, 15 students each in Psychology and Business Studies, 14 students in Biology, 10 students each in Biotechnology and Physics, 8 in App/Commercial Art, 4 students each in Computer Science and History, 2 students in Mass Media Studies and 1 student each in Informatics Practices, Engg. Graphics, Dance-Kathak, Home Science, Sociology and Sculpture.

CHAPTER IX

The DAV Merit Holders

The DAV has a tradition of honouring meritorious performance. In recognition of the high academic performance, the students who score 90% and above marks in Senior Secondary are designated as **high achievers** as they demonstrate outstanding academic promise. In appreciation of their commendable performance, the President, DAV College Managing Committee, New Delhi awards '**Certificate of Achievement**' to meritorious students who excel in the CBSE Examination.

Senior Secondary Level

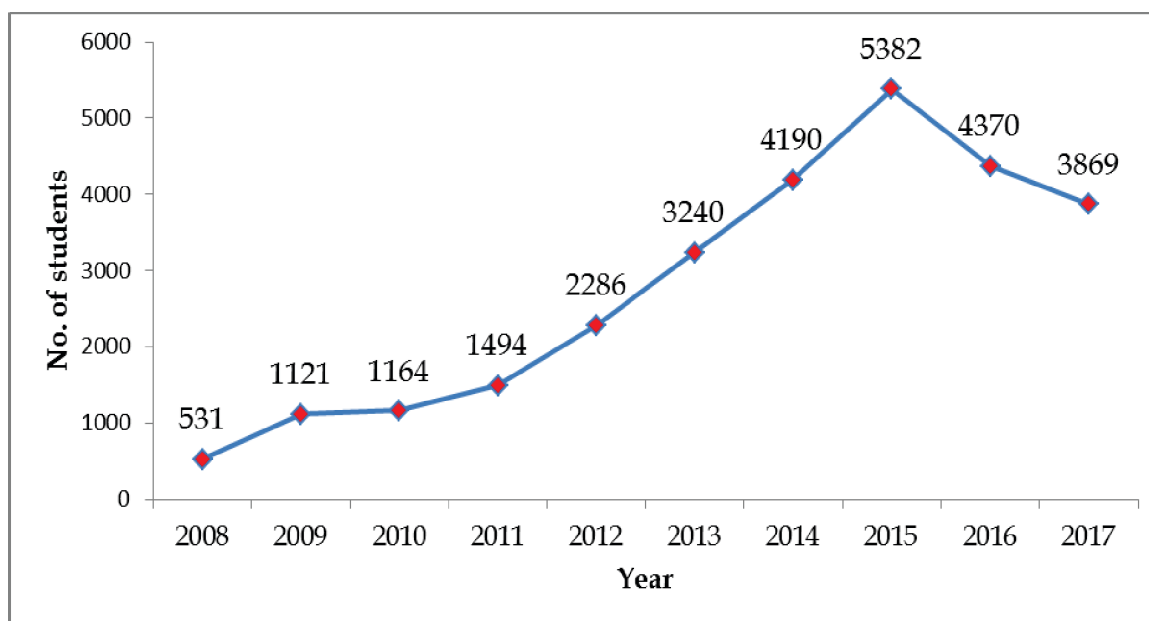
It has been observed that students from DAV Public/Model Schools are showing a commendable performance over the past few years. The total number of students who obtained 90% and above **in 2016** were **4370** and **this year it is 3869** as shown in Table 9.1.

Table 9.1

Students Scoring 90% and Above in Std XII

	2008	2009	2010	2011	2012	2013	2014	2015	2016	2017
XII	531	1121	1164	1494	2286	3240	4190	5382	4370	3869

The Graphical Representation of Data Shown in Table 9.1



Inference

The graph relating to Table 9.1 shows a decline in the performance of students, scoring 90% and above, as compared to the previous year.

This year at the Senior Secondary level the number of students scoring 90% and above in the aggregate has decreased as compared to the CBSE examination year 2016. Total number of students who obtained 90% and above in 2016 were 4370 and this year it is 3869. The number has decreased by **501**.

The following number of students from our schools, as depicted in the Table 9.2, will be awarded the '**Certificate of Achievement**' by the President, DAV College Managing Committee for having 90% or more marks in aggregate in the Senior Secondary Examination held by CBSE in March, 2017.

Table 9.2

List of Schools showing Number of Students who Scored 90% and above in Std XII

S.No	Zone	School ID	School Name	No. of Students Scored 90% and Above
1	AP-A	6074	DAV PUBLIC SCHOOL R K PURAM HYDERABAD TL	9
2	AP-A	6346	DAV PUBLIC SCHOOL ACC COLONY WADI GULBARGA KK	1
3	BR-A	8240	DAV PUBLIC SCHOOL B S E B COLONY PATNA BIHAR	18
4	BR-A	50233	DR G L D DAV PUB SCH T NAGAR KANKARBAGH PATNA BR	11
5	BR-A	8173	DAV PUB SCHOOL CANTT RD KHAGAUL CAMPUS PATNA BR	10
6	BR-A	8285	DAV PUBLIC SCHOOL PHULWARI SHARIF PATNA BIHAR	1
7	BR-B	8200	DAV PUBLIC SCHOOL CANTONMENT AREA GAYA BIHAR	12
8	BR-B	8231	DAV PUBLIC SCHOOL DAYANAND VIHAR AURANGABAD BR	2
9	BR-B	50007	DAV PUBLIC SCH COLLEGE RD ROTARY CAMPUS GAYA BR	2

S.No	Zone	School ID	School Name	No. of Students Scored 90% and Above
10	BR-B	50010	DAV PUBLIC SCHOOL HANSRAJ NAGAR ROHTAS BIHAR	1
11	BR-B	50040	DAV PUB SCH PO MAHANANDPUR BR SHARIF NALANDA BR	1
12	BR-C	8149	DAV CENTENARY PUB SCH KABIRMATH KANDHEWARA SIWAN	2
13	BR-C	50014	S R DAV PUB SCH CHUNAPUR RD AERODROME PURNIA BR	2
14	BR-C	8234	DAV PUB SCH KHABRA PO MIRZAPUR MUZAFFARPUR BIHAR	1
15	BR-C	50164	DAV PUB SCH PO HARPUR AILOTH SAMASTIPUR BIHAR	1
16	BR-C	50185	DAV PUB SCH NR BMP 6 MALIGHAT MUZAFFARPUR BIHAR	1
17	BR-C	50191	DAV PUBLIC SCHOOL SARA MOHANPUR DARBHANGA BIHAR	1
18	BR-D	50044	DAV PUBLIC SCHOOL PO BARARI BHAGALPUR BIHAR	2
19	BR-D	8209	DAV PUB SCH DEEPTI NGR NTPC KAHALGAON BHAGALPUR	1
20	BR-G	8284	B R DAV PUB SCHOOL PO BARAUNI R T BEGUSARAI BR	9
21	BR-G	8078	DAV PUB SCH URVARAK NGR HFC BARAUNI BEGUSARAI BR	1
22	BR-G	8177	SHYAMLAL DAV PUB SCH RAJENDRA NGR KHAGARIA BR	1
23	CG-A	3189	DAV PUBLIC SCHOOL VASANT VIHAR BILASPUR CG	24
24	CG-A	3234	DAV ISPAT SR SEC PUB SCH DALLI RAJHARA DURG CG	14
25	CG-A	3227	DAV PUBLIC SCHOOL HUDCO BHILAI DURG CG	8
26	CG-A	3385	TATA DAV PUB SCHOOL TSCD SONADIH RAIPUR CG	7
27	CG-A	3417	DAV PUBLIC SCHOOL SECL BISHRAMPUR SURGUJA CG	7
28	CG-A	3232	DAV PUBLIC SCHOOL ACC JAMUL DURG CG	5
29	CG-A	3341	DAV PUBLIC SCH GEVRA PROJECT DT KORBA CG	5
30	CG-A	3346	DAV PUB SCH SECL BARTUNGA CHIRIMIRI KOREA CG	5
31	CG-A	3343	DAV PUB SCH SECL KUSMUNDA KORBA CG	4

S.No	Zone	School ID	School Name	No. of Students Scored 90% and Above
32	CG-A	10260	DAV PUBLIC SCHOOL SECL JRC COMPLEX KORBA CG	4
33	CG-A	10280	DAV ISPAT PUBLIC SCHOOL NANDINI TOWNSHIP DURG CG	4
34	CG-A	10318	MONNET DAV PUB SCH M I E L TOWNSHIP RAIGARH CG	3
35	CG-A	3375	DAV PUBLIC SCHOOL SECL CHHAL DT RAIGARH CG	2
36	CG-A	10221	LIONS DAV PUB SCH AKALTARA JANJGIR CHAMPA CG	2
37	CG-A	3492	DAV PUB SCH BHATGAON AREA SECL SURGUJA CG	1
38	CG-A	10248	MONNET DAV PUBLIC SCHOOL MANDIR HASAUD RAIPUR CG	1
39	CG-A	10290	DAV PUBLIC SCHOOL SECL JHILIMILI KORIYA CG	1
40	CH	4923	K B DAV CENTENARY PUB SCH SEC 7-B CHANDIGARH	30
41	CH	4826	DAV MODEL SCHOOL SECTOR 15-A CHANDIGARH	21
42	CH	4877	DAV PUBLIC SCHOOL SECTOR 8-C CHANDIGARH	13
43	DEL	65026	DAV PUBLIC SCHOOL SRESHTHA VIHAR DELHI	96
44	DEL	65023	SHAHEED RAJPAL DAV PUB SCH DAYANAND VIHAR DLI	81
45	DEL	65392	KULACHI HANSRAJ MODEL SCHOOL ASHOK VIHAR DELHI	75
46	DEL	65406	DAV PUB SCH PUSHPANJALI ENCL. PITAM PURA DL	69
47	DEL	65405	DARBARI LAL DAV MODEL S SS PITAMPURA DELHI	64
48	DEL	65485	HANS RAJ MODEL SCHOOL RD 73 PUNJABI BAGH N DELHI	48
49	DEL	65354	DARBARI LAL DAV MODEL SCH SHALIMAR BAGH DELHI	45
50	DEL	65575	VEDA VYASA DAV PUBLIC SCH VIKASPURI ND	32
51	DEL	65646	DAV PUBLIC SCH SECT B-PKT-1 VASANT KUNJ ND	18
52	DEL	65381	DAV PUBLIC SCHOOL SECTOR VII ROHINI DELHI	16

S.No	Zone	School ID	School Name	No. of Students Scored 90% and Above
53	DEL	65541	DAV CENTENARY PUB SCH PASCHIM ENCL.ROHTAK RD N D	16
54	DEL	65048	S S LATA SETHI DAV PUB SCH MAUSAM VIHAR DELHI	14
55	DEL	65348	DAV CENT PUB SCH SEC B4 PKT-5 DDA PRJ NARELA ND	13
56	DEL	76006	DAV PUBLIC SCH. JASOLA VIHAR NEW DELHI	12
57	DEL	65654	SURAJ BHAN DAV PUBLIC SCH VASANT VIHAR ND	9
58	DEL	65337	A G DAV CENTENARY PUB SCH MODEL TOWN DELHI	8
59	DEL	65450	DAV PUBLIC SCHOOL ASHOK VIHAR PHASE IV DELHI	8
60	DEL	65805	DAV PUBLIC SCH KAILASH HILLS EOK ND-65	6
61	DEL	65556	DAV PUB SCHOOL CHANDER NGR JANAK PURI NEW DLI	5
62	DEL	65549	JHABBAN LAL DAV PUB SCH PASCHIM VIHAR N DELHI	4
63	HP-A	4412	M H S AGRI COLLEGIATE SCH NAGBANI JAMMU TAWI J&K	4
64	HP-A	23075	T R DAV PUB SR SEC SCH PO KANGOO HAMIRPUR HP	4
65	HP-A	23048	DAV PUBLIC SCHOOL MOH-HARDASPURA DT CHAMBA HP	2
66	HP-A	23080	DAV PUBLIC SR SEC SCHOOL BHAROLI DT KANGRA HP	2
67	HP-B	4350	DAV PUBLIC SCHOOL SECTOR - IV NEW SHIMLA HP	19
68	HP-B	4359	M R A DAV PUBLIC SCHOOL ANAND COMPLEX SOLAN HP	12
69	HP-B	4386	DAV A VIDYA NIKETAN DARLAGHAT ARKI SOLAN HP	8
70	HP-B	4316	DAV SIRMOUR PUBLIC SCHOOL PAONTA SAHIB HP	2
71	HP-B	4397	DAV PUBLIC SCHOOL PARWANOO SOLAN HP	1
72	HP-C	4381	DAV SR SEC PUB SCHOOL LAKKAR BAZAR SHIMLA HP	36
73	HP-C	4344	DAYANAND PUBLIC SCHOOL THE MALL SHIMLA HP	13

S.No	Zone	School ID	School Name	No. of Students Scored 90% and Above
74	HP-C	4331	DAV CENTENARY PUBLIC SCHOOL UNA HP	11
75	HP-C	4351	M C M DAV SR SEC PUB SCH BAGHNI DT KANGRA HP	11
76	HP-C	4353	DAV PUBLIC SCHOOL DEHRA GOIPUR KANGRA HP	6
77	HP-C	4366	DR DEVI CHAND DAV PUBLIC SCHOOL MOHAL KULLU HP	6
78	HP-C	4395	M I A DAV PUBLIC SCHOOL MEHATPUR UNA HP	5
79	HP-C	4314	DAV PUBLIC SCHOOL PALAMPUR KANGRA HP	4
80	HP-C	4376	BHAGIRATHI DASS DAV PUB SCH DHARAMSHALA HP	1
81	HP-C	4379	DAV PUBLIC SCHOOL ALAMPUR KANGRA HP	1
82	HP-E	4301	DAV SR SEC PUBLIC SCHOOL BARMANA BILASPUR HP	5
83	HP-E	23017	DAV PUBLIC SCHOOL GHUMARWIN BILASPUR HP	1
84	HP-F	4330	DAV CENTENARY PUB SCH JAWAHAR NAGAR MANDI HP	15
85	HP-F	4352	DAV PUBLIC SCHOOL HAMIRPUR HP	9
86	HP-F	4398	DAV PUBLIC SCHOOL GREYOH SARKHA GHAT MANDI HP	3
87	HP-F	23032	DAV PUB SCHOOL SUNDER NAGAR MANDI HP	3
88	HR-B	4178	M L S DAV PUB SCHOOL NARNAUL MOHINDERGARH HRY	11
89	HR-B	4273	DAV PUBLIC SCHOOL MOHINDERGARH HARYANA	3
90	HR-B	4105	DAV CENTENARY PUB SCHOOL SEC 6 BAHADURGARH HRY	2
91	HR-C	4141	O S DAV PUBLIC SCHOOL KAITHAL HARYANA	93
92	HR-C	4256	DAV PUBLIC SCHOOL SEC 3 U E KURUKSHETRA HRY	35
93	HR-C	4300	DAV PUBLIC SCHOOL PUNDRI KAITHAL HARYANA	13
94	HR-C	3808	DAV CENTENARY PUB SCH PEHOWA KURUKSHETRA HRY	7

S.No	Zone	School ID	School Name	No. of Students Scored 90% and Above
95	HR-C	4113	DAV PUBLIC SCHOOL CHEEKA KAITHAL HARYANA	6
96	HR-C	3911	ANIL KR DAV PUB SCH ISMAILABAD KURUKSHETRA HRY	1
97	HR-C	4099	HARYANA POLICE PUBLIC SCHOOL MADHUBAN KARNAL HRY	1
98	HR-C	20127	POLICE PUB SCH NEW POLICE LINE COLONY HISSAR HRY	1
99	HR-D	4125	DAV CENTENARY PUBLIC SCHOOL SIRSA HARYANA	14
100	HR-D	25001	DAV PUBLIC SCHOOL PHASE X MOHALI PUNJAB	10
101	HR-D	4058	DAV PUBLIC SCHOOL YAMUNA NAGAR HARYANA	7
102	HR-D	4009	DAV SR PUBLIC SCHOOL SURAJPUR PANCHKULA HRY	6
103	HR-D	4588	B B M B DAV PUB SCH NANGAL TOWNSHIP PUNJAB	5
104	HR-D	4082	DAV PUBLIC SCHOOL NARAINGARH HARYANA	4
105	HR-D	20109	DAV CENT PUB SCH RADAUR DT. YAMUNA NAGAR HRY	4
106	HR-D	4665	DAV CENTENARY PUBLIC SCHOOL NABHA PATIALA PB	3
107	HR-D	4056	CHAMANLAL DAV SR PUB SCH PANCHKULA HRY	2
108	HR-D	4085	DAV SR SEC PUB SCHOOL SECTOR 8 PANCHKULA HRY	2
109	HR-D	4292	HANSRAJ PUBLIC SCHOOL SECTOR 6 PANCHKULA HARYANA	2
110	HR-D	3891	MATA PUNNA DEVI DAV PUB SCHOOL KALANWALI SIRSA	1
111	HR-E	4081	DAV SR SEC PUBLIC SCHOOL AMBALA CITY HARYANA	38
112	HR-E	3904	POLICE DAV PUBLIC SCHOOL AMBALA CITY HARYANA	12
113	HR-E	4155	MAJ R N KAPOOR DAV PUB SCHOOL AMBALA CANTT HRY	5
114	HR-F	4221	DAV CENTENARY PUB SCHOOL URBAN ESTATE JIND HRY	42
115	HR-F	4213	S B P DAV CENTENARY PUB SCH FATEHABAD HARYANA	34

S.No	Zone	School ID	School Name	No. of Students Scored 90% and Above
116	HR-F	4145	DAV CENTENARY PUB SCH TOHANA FATEHABAD HARYANA	15
117	HR-F	20005	DAV CENT PUB SCHOOL JAKHAL MANDI FATEHABAD HRY	8
118	HR-F	3879	KALI RAM DAV PUBLIC SCHOOL SAFIDON JIND HRY	5
119	HR-F	20069	DAV CENT. PUB SCH KAITHAL RD NARWANA JIND HRY	2
120	HR-F	20466	DAV PUBLIC SCHOOL RATIA DISTT FATEHABAD	1
121	HR-G	4116	K L ARYA DAV PUBLIC SCHOOL HISSAR HARYANA	29
122	HR-G	9266	D P M PUBLIC SCHOOL BEHSUMA MAWANA RD MEERUT UP	6
123	HR-G	3836	C M DAV SR SEC PUB SCH MANDI DABWALI SIRSA HRY	4
124	HR-G	20083	DAV PUBLIC SCHOOL ASSANDH DT. KARNAL HRY	4
125	HR-G	8975	DAV PUBLIC SCHOOL NTPC VIDYUT NGR G B NAGAR UP	2
126	HR-G	9251	L S D DAV PUB SCHOOL PILKHUWA GHAZIABAD UP	2
127	JH-B	8232	DAV PUBLIC SCHOOL GANDHI NAGAR CCL RANCHI JH	35
128	JH-B	8147	DAV PUBLIC SCHOOL ITKI ROAD PO HEHAL RANCHI JH	26
129	JH-B	8233	DAV KAPIL DEV PUB SCHOOL KADRU RANCHI JH	11
130	JH-B	8253	DAV PUBLIC SCHOOL BARIATU ROAD RANCHI JHARKHAND	10
131	JH-B	8237	M K DAV PUB SCH CHIANKI DALTONGANJ PALAMAU JH	4
132	JH-B	8064	DAV CO-OP SR SEC SCHOOL KHALARI RANCHI JHARKHAND	3
133	JH-B	52099	N S DAV PUBLIC SCH GOSHALA COMPLEX KANKE RANCHI	3
134	JH-B	8144	DAV CENTENARY PUBLIC SCHOOL GARHWA JHARKHAND	1
135	JH-B	8300	M B DAV PUBLIC SCHOOL LOHARDAGA JHARKHAND	1
136	JH-B	52078	DAV PUB SCH LOHARDAGA ROAD GUMLA JHARKHAND	1

S.No	Zone	School ID	School Name	No. of Students Scored 90% and Above
137	JH-B	58016	S R DAV PUBLIC SCHOOL PUNDAG RANCHI JHARKHAND	1
138	JH-C	8007	DAV PUBLIC SCH BCCL KOYLA NGR DHANBAD JHARKHAND	32
139	JH-C	8014	DAV PUBLIC SCHOOL SECTOR-IV B S CITY BOKARO JH	24
140	JH-C	8221	B N S DAV PUB SCHOOL BULAKI RD GIRIDIH JHARKHAND	8
141	JH-C	8155	TATA DAV SCHOOL PO JAMADOBA DHANBAD JHARKHAND	6
142	JH-C	8164	DAV PUBLIC SCHOOL C C L PO BENIADIH GIRIDIH JH	4
143	JH-C	8222	TATA DAV SCHOOL TISCO SIJUA BHELATAND DHANBAD JH	3
144	JH-C	8017	DAV MODEL SCHOOL CFRI PO F R I DHANBAD JHARKHAND	2
145	JH-C	8146	DAV CENTENARY PUBLIC SCHOOL BANIAHIR DHANBAD JH	2
146	JH-C	8010	DAV PUB SCH ALKUSA COLLIERY KUSUNDA DHANBAD JH	1
147	JH-C	8011	DAV PUBLIC SCHOOL MOONIDIH PROJECT DHANBAD JH	1
148	JH-D	8281	DAV PUBLIC SCHOOL CANARY HILL ROAD HAZARIBAGH JH	33
149	JH-D	8287	AGRASEN DAV PUB SCH BHARECH NGR HAZARIBAGH JH	7
150	JH-D	8110	TATA DAV PUB SCHOOL TISCO HAZARIBAGH JHARKHAND	3
151	JH-D	8239	PVSS DAV PUB SCH JHUMRITELAIYA KODERMA JHARKHAND	3
152	JH-D	8036	DAV PUBLIC SCHOOL PO RAJRAPPA PROJ HAZARIBAGH JH	2
153	JH-D	8143	DAV PUBLIC SCH N T S BARKAKHANA HAZARIBAGH JH	2
154	JH-D	8228	DAV PUBLIC SCHOOL KEDLA CCL HAZARIBAGH JHARKHAND	2
155	JH-D	8248	DAV PUB SCHOOL TAPIN NORTH HAZARIBAGH JHARKHAND	1
156	JH-E	52003	DAV PUBLIC SCHOOL GOKULPUR PAKUR JHARKHAND	5
157	JH-E	52088	SAVITRI DEVI DAV PUB SCH PO & DISTT JAMTARA JH	4

S.No	Zone	School ID	School Name	No. of Students Scored 90% and Above
158	JH-E	8198	DAV PUBLIC SCHOOL URJANAGAR MAHAGAMA GODDA JH	2
159	JH-F	9502	DAV PUB SCH BISTUPUR JAMSHEDPUR SINGHBHUM E JH	68
160	JH-F	9523	DAV PUBLIC SCHOOL ADITYAPUR SINGHBHUM W JH	6
161	JH-F	8163	DAV PUBLIC SCHOOL CCL KATHARA BOKARO JHARKHAND	5
162	JH-F	8192	DAV PUB SCHOOL PO SWANG COLLIERY CCL BOKARO JH	4
163	JH-F	8199	BRL DAV PUB SCHOOL BHANDARIDAH BOKARO JHARKHAND	3
164	JH-F	8214	S J DAV PUB SCH CHAIBASHA SINGHBHUM W JHARKHAND	2
165	JH-F	8033	DAV PUBLIC SCHOOL DHORI C C L BOKARO JHARKHAND	1
166	JH-F	8089	DAV PUBLIC SCHOOL ACC JHINKPANI SINGHBHUM W JH	1
167	JH-F	8122	DAV PUBLIC SCHOOL (TISCO) SINGHBHUM W JHARKHAND	1
168	JH-F	8165	DAV PUB SCHOOL PO DUGDA COAL WASHERY BOKARO JH	1
169	MH-A	6800	J H AMBANI SCHOOL LODHIVALI CHOWK RAIGAD MR	10
170	MH-A	6868	PETROCHEMICALS VIDAYALAYA RAIGAD MAHARASHTRA	4
171	MH-A	13114	TATA CHEM DAV PUB SCH MITHAPUR DWARKA JAMNAGAR	3
172	MH-B	6863	DAV PUBLIC SCHOOL PUNE MAHARASHTRA	82
173	MH-B	6844	DAV PUBLIC SCHOOL NERUL NAVI MUMBAI MR	53
174	MH-B	6842	DAV PUBLIC SCHOOL NEW PANVEL NAVI MUMBAI MR	50
175	MH-B	6898	DAV INTL SCH KHARGHAR NAVI MUMBAI MR	26
176	MH-B	6843	DAV PUBLIC SCHOOL AIROLI NAVI MUMBAI MR	24
177	MP-C	8588	DAV PUBLIC SR SEC SCHOOL BINA SONEBHADRA UP	15
178	MP-C	3445	DAV PUB SCH DUDHICHUA PROJECT JAYANT SIDHI M P	7

S.No	Zone	School ID	School Name	No. of Students Scored 90% and Above
179	MP-C	8833	DAV PUBLIC SCHOOL A T P ANPARA SONEBHADRA UP	7
180	MP-C	3432	DAV BURHAR PUB SCHOOL PAKARIA BURHAR SHAHDOL M P	6
181	MP-C	8860	DAV PUBLIC SCHOOL T P P RIHAND NGR SONEBHADRA UP	5
182	MP-C	3328	DAV CENTENARY PUB SCH KUTESHWAR DT KATNI MP	3
183	MP-C	9246	DAV PUBLIC SCHOOL KHADIA(NCL) SONEBHADRA UP	3
184	MP-C	14374	DAV BORL PUBLIC SCHOOL BORL TOWNSHIP SAGAR MP	3
185	MP-C	3436	DAV PUBLIC SCHOOL NIGAHI NCL SIDHI MP	2
186	MP-C	54631	DAV PUBLIC SCHOOL ROBERTSGANJ SONEBHADRA UP	2
187	MP-C	3439	DAV CENTENARY PUB SCH AMLOHRI PROJ SIDHI MP	1
188	NCR	4100	DAV PUBLIC SCHOOL SECTOR 14 GURGAON HARYANA	131
189	NCR	8643	DAV PUB SCH RAJENDER NGR SAHIBABAD GHAZIABAD UP	38
190	NCR	4016	DAV PUBLIC SCHOOL SECTOR 14 FARIDABAD HARYANA	33
191	NCR	8714	SARLA CHOPRA DAV CEN PUB SCH SEC 56 NOIDA UP	25
192	NCR	4122	DAV CENTENARY PUB SCHOOL ROHTAK HARYANA	22
193	NCR	4205	DAV PUBLIC SCHOOL SAINIK COLONY FARIDABAD HRY	16
194	NCR	3833	DAV PUBLIC SCHOOL SECTOR 37 FARIDABAD HARYANA	14
195	NCR	4126	DAV MULTIPURPOSE PUB SCH SECTOR 15 SONIPAT HRY	10
196	NCR	8849	DAV CENTENARY PUB SCH CHANDER NGR GHAZIABAD UP	10
197	NCR	4203	DAV PUBLIC SCHOOL BALLABGARH FARIDABAD HARYANA	9
198	NCR	4278	DAV PUBLIC SCHOOL N H 3 N I T FARIDABAD HRY	9
199	NCR	8903	DAV PUBLIC SCH PRATAP VIHAR GHAZIABAD UP	6

S.No	Zone	School ID	School Name	No. of Students Scored 90% and Above
200	NCR	20080	J P DAV PUB SCH GANAUR SONIPAT HARYANA	4
201	NCR	4204	DAV PUBLIC SCHOOL PALWAL FARIDABAD HARYANA	1
202	NCR	4295	R R J S DAV PUB SCHOOL TEH PATAUDI GURGAON HRY	1
203	NCR	8760	DAV PUBLIC SCHOOL BRIJ VIHAR GHAZIABAD UP	1
204	OR-A	53003	DAV PUB SCH MCL HQ ANAND VR BURLA SAMBALPUR OD	26
205	OR-A	8385	DAV PUB SCH MCL KALINGA RD MAHENDRAPUR ANGUL OD	22
206	OR-A	8382	DAV PUBLIC SCHOOL ROURKELA DT SUNDERGARH OD	20
207	OR-A	8311	DAV PUB SCHOOL MCL JAGANNATH AREA ANGUL OD	13
208	OR-A	8373	DAV PUB SCHOOL BANDHABAHAL BELPAHAR SAMBALPUR OD	7
209	OR-A	8331	DAV PUB SCH BRAJRAJ NAGAR JHARSUGUDA OD	6
210	OR-A	53042	DAV PUBLIC SCHOOL JHARSUGUDA OD	6
211	OR-A	53066	DAV PUB SCH KANSHBAHAL RAJGANGPUR SUNDARGARH OD	3
212	OR-A	8376	DAV PUBLIC SCHOOL ITPS BANHARPALLI JHARSUGUDA OD	2
213	OR-A	53098	DAV VEDANTA INTL SCHOOL LANJIGARH KALAHANDI OD	1
214	OR-B	8378	DAV PUB SCHOOL CHANDRASEKHARPUR BHUBANESWAR OD	128
215	OR-B	8305	DAV PUBLIC SCHOOL UNIT VIII BHUBANESHWAR OD	102
216	OR-B	9703	DAV PUBLIC SCHOOL POKHARIPUT BBSR OD	69
217	OR-B	8380	DAV PUBLIC SCHOOL SEC 6 MARKAT NGR CUTTACK OD	38
218	OR-B	53072	LR DAV PUB SCH GANDARPUR CUTTACK OD	34
219	OR-B	53058	DAV PUB SCH KALINGA NGR BHUBNESHWAR KHORDHA OD	12
220	OR-B	8367	DAV PUBLIC SCH NTPC DEEPSHIKHA KANIHA ANGUL OD	1

S.No	Zone	School ID	School Name	No. of Students Scored 90% and Above
221	OR-C	8388	DAV PUB SCH S VIHAR GOSANI BERHAMPUR GANJAM OD	26
222	OR-C	8349	DAV PUB SCHOOL PARADEEP PPL TOWNSHIP PARADEEP OD	7
223	PB-A	4503	DAV PUBLIC SCHOOL LAWRENCE ROAD AMRITSAR PB	82
224	PB-A	25038	DAV INTL. SCHOOL VERKA CHOWK AMRITSAR PB	30
225	PB-A	4522	L R S DAV SR SEC MODEL SCHOOL ABOHAR PB	23
226	PB-A	4627	DAV EDWARD GANJ PUBLIC SCHOOL MALOUT PUNJAB	12
227	PB-A	4584	R B DAV SR SEC PUBLIC SCHOOL BHATINDA PUNJAB	10
228	PB-A	4675	S D K L DAV CENTENARY PUBLIC SCHOOL MANSA PB	3
229	PB-A	4789	J N J DAV PUB SCHOOL GIDDARBAHA MUKTSAR PB	3
230	PB-A	4622	POLICE DAV PUB SCHOOL POLICE LINES AMRITSAR PB	1
231	PB-A	4732	M K D DAV PUB SCHOOL NESHTA ATTARI AMRITSAR PB	1
232	PB-A	4756	G N D DAV PUB SCHOOL BHIKHIWIND AMRITSAR PB	1
233	PB-B	4716	POLICE DAV PUB SCH JALANDHAR CANTT PUNJAB	22
234	PB-B	4673	DRV DAV CENT PUB SCHOOL PHILLAUER JALANDHAR PB	12
235	PB-B	4528	DAYANAND MODEL SR SEC SCHOOL JALANDHAR PUNJAB	6
236	PB-B	4608	DR M C M DAV PUBLIC SCHOOL PATHANKOT PUNJAB	5
237	PB-B	4600	DR D R B DAV CENTENARY PUBLIC SCHOOL BATALA PB	4
238	PB-B	4713	S V J C DAV PUBLIC SCHOOL DASUYA HOSHIARPUR PB	4
239	PB-B	4763	DAYANAND MODEL SCHOOL MODEL TOWN JALANDHAR PB	4
240	PB-B	4575	BBMB DAV PUBLIC SCHOOL TALWARA TOWNSHIP PUNJAB	3
241	PB-B	25099	M D D MODEL SCHOOL NAKODAR DISTT JALANDHAR PB	3

S.No	Zone	School ID	School Name	No. of Students Scored 90% and Above
242	PB-B	4728	LALA J N DAV MODEL SCH KABIR NAGAR JALANDHAR PB	2
243	PB-B	4755	S R TANGRI DAV PUB SCHOOL BILGA JALANDHAR PB	2
244	PB-B	4759	KULWANT RAI JAIN DAV PUB SCH DEF CLY KAPURTHALA	2
245	PB-B	25329	J L M DAV PUBLIC SCHOOL HAYAT NAGAR GURDASPUR PB	2
246	PB-C	4589	DAV PUBLIC SCHOOL PATIALA PUNJAB	21
247	PB-C	4649	DAV PUBLIC SCHOOL KOTKAPURA FARIDKOT PB	10
248	PB-C	4582	DAV CENTENARY PUBLIC SCHOOL MALERKOTLA PUNJAB	7
249	PB-C	4629	L I D G DAV CENT. PUB SCHOOL JALALABAD(W) PB	4
250	PB-C	4672	H M DAV PUB SCHOOL MALWAL RD FEROZEPUR CITY PB	4
251	PB-C	4768	B BB DAV PUBLIC SCHOOL MOONAK SANGRUR PB	4
252	PB-C	25047	DAV PUBLIC SCHOOL PATRAN DT PATIALA PB	4
253	PB-C	25259	POLICE DAV PUBLIC SCHOOL DADHERA DT PATIALA PB	4
254	PB-C	4682	SMT K B DAV CENT PUB SCH FAZILKA FEROZEPUR PB	2
255	PB-C	4677	R K G DAV PUB SCHL GURU HARSAHAI FEROZEPUR PB	1
256	PB-C	4711	S B R DAV PUB SCH TALWANDI BHAI FEROZEPUR PB	1
257	PB-C	25499	DAV PUB SR SEC SCH KAKRALA SAMANA PATIALA PB	1
258	PB-D	4583	DAV PUBLIC SCHOOL B R S NAGAR LUDHIANA PUNJAB	87
259	PB-D	25217	DAV PUB SCH SARABHA NAGAR EXTN LUDHIANA PUNJAB	29
260	PB-D	25316	RMB DAV CENT PUB SCHL MUSAPUR RD NAWANHAHAR PB	2
261	RJ-A	3676	MANGALAM DAV PUBLIC SCHOOL MORAK KOTA RAJ	3
262	RJ-A	16277	DAV HZ SR SEC SCH RAJPURA DARIBA RAJSAMAND RAJ	2

S.No	Zone	School ID	School Name	No. of Students Scored 90% and Above
263	RJ-A	3568	DAV ACC SR SEC PUB SCHOOL LAKHERI DT BUNDI RAJ	1
264	RJ-C	3670	DAV PUBLIC SCHOOL TALWANDI KOTA RAJASTHAN	60
265	RJ-C	3632	DAV CENTENARY PUB SCHOOL VAISHALI NAGAR JAIPUR	9
266	RJ-C	16031	DAV CENTENARY PUBLIC SCHOOL HANUMANGARH RAJ	5
267	RJ-C	3518	DAV CENTENARY PUBLIC SCHOOL ADARSH NAGAR AJMER	1
268	SA-A	7052	DAV PUBLIC SCHOOL VELACHERY CHENNAI TN	34
269	UL-A	8876	DAV CENTENARY PUBLIC SCHOOL KANKHAL HARIDWAR UK	18
270	UL-A	8832	DAV PUBLIC SCHOOL KOTDWAR PAURI UK	16
271	UL-A	8880	DAV PUBLIC SCHOOL DEFENCE COLONY DEHRADUN UK	9
272	UL-A	8887	DAV CENTENARY PUBLIC SCHOOL HALDWANI NAINITAL UK	7
273	UL-A	8890	DDM DAV PUBLIC SCHOOL KASHIPUR U S NAGAR UK	2
274	UL-A	57090	DAV PUB SCH SHIMLA PISTAUR RUDRAPUR U S NGR UK	1
275	UL-A	57135	DAV PUBLIC SCHOOL TEHSIL-BAZPUR U S NAGAR UK	1
276	UP-A	4089	DAV PUBLIC SCHOOL PANIPAT HARYANA	24
277	UP-A	4209	DAV CENTENARY PUB SCHOOL SEC 11-12 PANIPAT HRY	18
278	UP-A	9009	T C DAV PUB SCH BABRALA SAMBHAL UTTAR PRADESH	10
279	UP-A	9080	GAIL DAV PUBLIC SCHOOL DIBIYAPUR AURAIYA UP	10
280	UP-A	8929	SEWA RAM DAV PUB SCH A V COLONY SAHARANPUR UP	9
281	UP-A	8875	DAV CENTENARY PUB SCHOOL SHASTRI NAGAR MEERUT UP	8
282	UP-A	8938	N DEV DAV PUB SCHOOL KUMARGANJ FAIZABAD UP	5
283	UP-A	3813	DAV CENTENARY PUB SCH SAMALKHA PANIPAT HRY	2

S.No	Zone	School ID	School Name	No. of Students Scored 90% and Above
284	UP-A	54364	S F DAV PUB SCH G T RD MANSURPUR MUZAFFARNGR UP	2
285	UP-A	8689	DAV PUBLIC SCHOOL UNCHAHAR RAE BARELI UP	1
286	WB-A	8423	DAV MODEL SCHOOL DURGAPUR BURDWAN WB	108
287	WB-A	9904	DAV MODEL SCHOOL IIT KHARAGPUR MIDNAPUR WB	27
288	WB-A	56021	DAV PUB SCHOOL KANYAPUR ASANSOL BARDDHAMAN WB	15
289	WB-A	8470	DAV PUBLIC SCHOOL ROOP NARAYANPUR BURDWAN WB	9
290	WB-A	9910	DAV PUBLIC SCHOOL DVC MTPS BANKURA WB	7
291	WB-A	56004	DAV PUBLIC SCHOOL D B ROAD MIDNAPUR WB	6
292	WB-A	8437	ATREYEE DAV PUB SCHOOL MONGALPUR S DINAJPUR WB	4
293	WB-A	56007	RANIGANJ LIONS JDM CHANANI DAV PUB SCH BURDWAN	3
294	WB-A	56034	MDB DAV PUB SCHOOL NH 60 PO KESIAKOLE BANKURA WB	3
295	WB-A	56086	D S K DAV PUBLIC SCHOOL SIMULIA PURULIA WB	1
			TOTAL	3869

CHAPTER X

Success Mantra

The results of the CBSE Board Examination in the past years reveal that some schools have consistently performed well. The scores of individual students topping the All India Board Examination of CBSE, as well that of the school performance, at the Senior Secondary level have brought laurels to the DAV Organisation and done us all proud.

The case studies of two DAV Public Schools as given in 10.1, highlight success stories of schools that have delivered a high level of performance consistently. The case studies reveal success achieved as a result of teachers and pupils benefitting from sharing classroom materials, and motivation rendered in some other non-academic field, helping the students to perform well in academics, by inspiring impressionistic minds.

DAV Schools have high expectations from their pupils, and with a dedicated staff and excellent standards of teaching-learning, they have been successful in achieving good results. To improve learning outcomes, a few schools are constantly looking for Information and Communication Technology (ICT) solutions that support teachers, students and administrators. This has been possible by establishing a collaborative environment for teachers and pupils to share learning resources, classroom skills and teaching practices. A set of E-learning modules have been created by staff that support all curriculum areas and ensure best practice through E-learning.

The case studies reveal success achieved as a result of—

- Students studying interactively.
- Teachers and pupils benefitting from sharing classroom materials.
- Motivation given in some other non-academic field helping the students to perform well in academics.
- Information and Communication Technology (ICT) solutions that support teachers, students and administrators.
- E-learning modules created by staff that support all curriculum areas and ensure best practice through E-learning.
- Good infrastructural support.

As a result, students have pushed the boundaries of learning with outstanding results-

- CREATING OPPORTUNITIES
- HARNESSING POTENTIAL
- ACHIEVING EXCELLENCE

10.1 Case Studies of Schools

DAV PUBLIC SCHOOL, SECTOR 14, GURGAON, HARYANA

Introduction

Ever since its inception in 1985, the School has worked untiringly towards '**Commitment to Excellence**' and has upheld the Vedic values which provide a sound foundation for the students who are encouraged to give their individual expression to develop vision of the things happening around to become self-reliant, self-motivated and responsible citizens of the country. They are exposed to the latest developments in technology and communication skills, and are encouraged to participate in co-curricular activities and sports, etc.

Mission

Our goal is to-

- Encourage a spirit of international tolerance and peaceful co-existence among future citizens.
- Inculcate inter-cultural awareness and the ability to view issues from a global perspective.
- Enable students to collaborate with each other for effective resolution of global concerns.
- Effectively organise curricular and co-curricular activities which facilitate academic excellence and holistic development.
- Provide relevant education and experiential learning to the students in a changing world scenario.

Vision

We endeavour to-

- Present an environment that is conducive to all round development of students.
- Continually improve the educational services provided by us.
- Brainstorm feasible methods for sustainable development.
- Provide relevant education and experiential learning in a changing world scenario.
- Highlight the international dimension within the existing curriculum.
- Effectively organise curricular and co-curricular activities to expand horizons.

Aims at

We, at DAV, treat students as 'active participants' in the learning process. We aim to provide a secure, caring and stimulating atmosphere which helps students to grow and mature emotionally, intellectually, physically and socially. Our teachers inspire students to think out of the box so as to mould them into global citizens of tomorrow thus, expediting effective learning.

Infrastructure

The School has–

- Two campuses, sprawling lawns and spacious classrooms
- Smart Classrooms, Activity Rooms and Auditoriums
- Air conditioned Primary Wing
- State-of-the-art Laboratories and two rich Learning Resource Centres (Libraries)
- CRC – Curriculum Research Centre for teachers
- Safe Campus and Transport system
- Well equipped Medical Room
- A well maintained Swimming Pool and adequate facilities for outdoor and indoor sports
- Facilities for children with Special Educational Needs



Accomplishments

School Achievements

- Accredited with the **British Council International School Award** for the period 2016-19.
- Boys Cricket Team was **the winners in the SGFI Super 7 Cricket Championship 2016** representing DAV Team.
- Awarded **State Level 2nd Computer Literacy Excellence Award** for the year 2003 by Ministry of Science & Technology, Govt. of India.

Teachers' Achievements

- Ms. Shalini Rastogi, TGT(Hindi) received **Best Script Award** under the category 'Individual Excellence Awards' in 21st All India Children's Educational Audio-Video Festival, 2017 and ICT Mela (21st AICEAVF, 2017 and ICT Mela) organised at CIET, NCERT New Delhi.
- Ms. Neeraj Punia, PGT(Chemistry) felicitated with **National ICT Award** for school teachers, 2013.
- Dr. Mahesh Chand, PGT(Physical Education) received **CBSE Teachers Award** 2007.

Students' Achievements

- Yash Punia (Class-XII) won the **Best Interactive Video Award** in New Media/ICT Programmes (Secondary/Senior Secondary Level) - 'Fun Activities In Science — A Simulation'.
- Shivani Kataria (Class-XII), an **International Swimmer** and **participant of Rio Olympics 2016** has won many accolades in International and National events.
- Satyam Upadhyay (Class-VIII) has been awarded the title of **Youngest Professional Singer, Bharat Gaurav Award, Rajiv Gandhi Excellence Award** and **Golden Book of World Record**, etc.
- Pratyush Maini – **All India Rank 2 in the IIT Joint Entrance Exam** (Main-2016) was the city topper in CBSE Class-XII Examination (2016).
- Pankaj Soni, of Special Wing, won **Gold Medal in Floor Ball** organised by Special Olympics Bharat- AUSTRIA in 2017.
- Ishant Tuteja, of Special Wing, secured **Gold Medal** in 100 m Race, **Silver Medal** in 2 x 100 m Relay Race in Roller Skating in Special Olympics World Summer Games 2015 (Los Angeles).

Conclusion

We, at DAV, believe that teaching is a lifelong learning process. Considering the same, our Mentor-Mentee Programme aims to explore the true potential of the children and help them excel in their fields. With the guiding force of Rishi Dayanand's Philosophy, the School is continuously scaling new heights of glory.

DAV PUBLIC SCHOOL, BLOCK C, BRS NAGAR, LUDHIANA, PUNJAB

Introduction

Since its inception in 1983 in a rented accommodation, the school has been instrumental in turning aspirations into reality and making many a dream reach fruition. A little over three decades now, the school imparts quality education and holistic development to 5,620 students. Stroke by stroke, we have established ourselves as a vibrant institution that readies students for global challenges.

Our Motto

'Tamsoma Jyotirgamaya' -Lead me from darkness to light.

Mission

Our mission is to hone the latent talents and sharpen the analytical and collaborative skills. These skills foster awareness, tolerance and adaptiveness –much needed to fit into the 'jacket-of-life' seamlessly.

Vision

We envisage a perfect blend of tradition and technology in our students so that they emerge enlightened, righteous and sensitive citizens capable of harnessing the best from life besides safeguarding the planet with responsibility.

Aims at

- Preparing versatile and dynamic global citizens.
- Infusing competence, prudence and pragmatism, yet making them remain modest.
- Emphasising on inclusive education addressing the special learning needs of children.

Infrastructure

The school offers a host of state-of-the-art infrastructural benchmarks as mentioned below:

- Multi-storeyed building fitted with surveillance camera and fire-fighting systems

- 87 smart classrooms
- Hi-tech laboratories
- Well-stocked library with more than 43,000 books
- Air-conditioned duplex Auditorium, with a seating capacity of 1,200
- Air-conditioned Conference Hall, with a seating capacity of 70
- Facilities for Indoor and Outdoor games
- A consecrated *Yagyashala*
- Many multi-utility commodious spaces
- Elevators, Power backup and Solar Panels



Accomplishments

School's Achievements

- The School repeatedly earns its place in the **Outstanding-School Category** for more than a decade now. **State Topper**, Gunpreet Kaur with 98.4% in AISCCE 2017 makes us proud.
- Conferred '**Totally Digitalized School Award**' in the year **2016** from the Union Food Processing Minister.
- Received '**Award for Best Performance**' in **NFLAT** 2015-16 with a cash prize.

- Conferred '**Swami Vivekanand School of Excellence Award**' by the CBSE in 2013 with a cash prize.
- '**International School Award**' for the time 2015-18 from the British Council adds global dimensions to our prestigious profile.
- A team of 10 students accompanied by the Principal and ISA Coordinator visited the **partner school, St. Mary's Church of England Primary Academy at Folkstone, London** in June 2016.
- Winning the '**National Quiz on Earthquakes**' held at IIT Kanpur and clinching first prize at **Vigyanika-2016** added feathers to our illustrious cap.

Students' Achievements

- Our students have been regular entrants to Institutes of national repute like, IITs, AIIMS and other medical colleges.
- Each year witnesses our students clearing NTSE with aplomb.
- Prannv Dhawan, received a scholarship under **Pioneer Academic Global Research Programme** and bagged 21st **rank in CLAT 2017** at the National level.
- Devansh Malhotra won the **Brilliant Student of Punjab Award** in year 2016 with a cash prize.
- Harshveer Singh Sekhon brought the **first Silver Medal** for the country in Roller Skating in the **16th Asian Speed Roller Skating Championship** held in China in September 2014.
- School Handball (U-19) team made a hat-trick by being among the rank holders at the DAV National Sports.
- Our alumni Mr. Sumit Singhal (Investment Banker in HQ CITI Bank, New York), Sheetal Sekhri (Faculty member in Harvard University), Dheeraj Sharma (Director, IIM Gurugram) and Dr. Sumit Jain (AIPMT topper in 2001) reinforce our faith in our system. Ayush Garg (63rd rank in IAS 2016), Taranjot Singh (70th rank in IAS 2017), Babbandeep Singh (2nd rank in PCS 2016) and Aditya Grover, getting honoured with the title of '**Commerce Wizard**' by ICAI gave us reasons to feel elated.

Conclusion

The indefatigable and spirited workforce of the School ensures developing invaluable Human Resource for the nation. 'The journey towards all-round perfection is a never ending one' - the thought makes our endeavours perpetual and ideas innovative with each passing day.

CHAPTER XI

Crusade For Better Performance

DAV has an eclectic approach to evaluation. We have adopted a comprehensive approach while developing and evaluating the all-round personality of the child. All the three dimensions – the cognitive, the affective and the psycho-motor—are developed, observed, assessed and reinforced through thoughtful interventions and activities.

DAV has embarked on a continuous voyage towards excellence. The journey synthesises at two levels: Organisational and Institutional.

12.1 Organisational Level

Over a decade, DAV College Managing Committee has redefined the focus of its policy. The main thrust now is on consolidation and quality management. For this purpose the Managing Committee has set-up several departments to facilitate the development process. Development of curriculum and instructional material has special reference of global relevance keeping in view the pace of unprecedented growth and development in the field of Science and Technology, Electronics, Computers and Media. Thus, the process of quantitative and qualitative development goes hand in hand in DAV.

The conceptual clarity which develops in the formative period of childhood eventually forms the foundation for the performance of students at the Secondary or Senior Secondary levels. Hence, various steps have been initiated by the DAV College Managing Committee at the Organisational level, to bring **uniformity** and **quality** in the academic standards of DAV institutions, right from the early childhood stages. In this movement towards academic excellence, the following efforts are worth mentioning:-

12.1 a) Initiatives and Efforts:

- ◆ A common set of books prepared for Classes Pre-school to VIII.
- ◆ A need based curriculum for Classes Pre-school to VIII.
- ◆ Curriculum Guidelines for teachers teaching Classes Pre-school to V.
- ◆ Teaching aids comprising Educational Kits, Audio and Multimedia CDs.
- ◆ A common assessment system in tune with the CBSE CCE System.

Regular monitoring of the professional development of our task force.

- ♦ A system of inspection for academic counselling.
- ♦ Annual analysis of performance in the CBSE Board Examinations (X & XII).

Today, the competition has grown at a tremendous rate and placement in professional colleges is a task for the students. DAV has been monitoring performance regularly, and so academic standards are maintained and immense potential of the deserving students is well-harnessed. Performance Analysis of the DAV schools and colleges is conducted and the data trends as obtained are found to be highly encouraging.

All the DAV institutions are accountable to not only the DAV Organisation, but also to the parents and the society. Keeping this wider perspective in view, self-evaluation functions as a regular exercise in the DAV calendar.

Annual Performance Analysis of the schools both for the **CBSE Board Examinations (X & XII)** as well as the **DAV Examination Board**, and monitoring assessment has become a part of this regular exercise, at the Organisational level. The data of the performance of schools is viewed from various angles and presented graphically and in tabular forms, after a thorough analysis.

12.1 b) Benchmarking

In our endeavour to ensure that the academic performance of DAV Public/ Model Schools is par excellence, we begin with **Benchmarking**.

- ♦ Collecting of comparative data.
- ♦ Analysing and interpreting the data.
- ♦ Categorising the schools based on performance.
- ♦ Defining areas which need reinforcement.
- ♦ Outlining remedial measures and steps to implement them.
- ♦ Training, monitoring and reviewing.

Areas of Benchmarking

The data has already been collected, interpreted and analysed. The performance trail reveals Performance Index of the Schools, as well as the Pass Percentage that has been studied in detail. The achievement levels of X and XII Board Results of our institutions have disclosed some pockets of excellence and some areas where immediate attention is required. This year we have focussed on a detailed analysis of the Std XII CBSE Board Examination in particular.

12.1.2. Identification of Common Errors

The DAV, thus, sensitises the educational institutions towards various measures of equipping our students with better examination strategies. The first and foremost step in this exercise is to identify the gaps in the learning process of our students.

A specific **detail of errors, generally committed by the students**, can form a baseline for our institutions in formulating specific corrective measures. The Common Errors (enlisted below), as sorted out from the mistakes generally committed by students in the Board Examinations, might serve the purpose of food for thought for the teachers as well as students and facilitate introspection.

- ◆ Answers are not properly grammatically structured.
- ◆ Tendency to exceed word limit.
- ◆ The content presentations are not up to the mark by the student, being irrelevant or incomplete.
- ◆ In essay type questions, students are unable to organise the content matter in a desired manner.
- ◆ Inability to comprehend application-based questions specially the ones in the form of quotations.
- ◆ Poor expression due to lack of proper vocabulary.
- ◆ Wrong interpretation of questions.
- ◆ When statistical data is given, students commit mistakes in calculating and also forget to write the unit of measurement.
- ◆ Incongruent in creative writing (lack of practice).
- ◆ Lack of continuity and frequent repetitions.
- ◆ Inability to deduce the meaning of unfamiliar lexical items.
- ◆ Inefficiency in writing short answer questions due to lack of practice.
- ◆ Confusion between some (similar) behavioural verbs.
- ◆ Punctuation errors.
- ◆ Answers are not numbered in accordance with the number of questions in the question paper.

12.1.3. Remedies for Further Enhancement in the Performance

A large part of the difference in performance is due to differences in the way the students approach studies. Faring well in examinations is a skill, that needs to be developed: To know a little and to present that little well, is by and large, superior to knowing much and presenting it poorly, when judged by the grade received. A neat bundle, with a beginning and ending, is very satisfying for the examiner.

The following suggestions might stimulate Collaborative Partnerships to facilitate enhancement of the study skills in every student.

12.1.3. a) Suggestions

a-i) General:

1. Students be familiarised with common errors done in exams.
2. Thorough practice in all type of questions.
3. Value points to be emphasised very clearly.
4. Action verbs to be clearly explained.
5. More practice to be given in application-based questions.
6. Sense of inquiry to be encouraged in students by encouraging them to ask questions (How/Why).
7. Difficult topics to be identified and dealt in detail; till the concept is clear.
8. Revision to be carefully done.
9. Model answers to be provided in some cases.
10. Causes and consequences to be explained with examples.
11. Students to be given training to read questions properly.
12. More effective use of audio-visual aids.
13. Special test materials to be developed.
14. Selective study to be discouraged.
15. Students to be encouraged to use their own reasoning instead of giving stereo-type answers.
16. Thorough practice to be given to study and interpret the data/diagrams/graphs, etc.

Practice makes a man perfect.

A probe into **subject-wise** specific list of **remedial suggestions** to correct the common errors has also been prepared for the benefit of the faculty members of our schools. All the subjects are covered under three broad headings. It is expected that still more specific errors will be identified by the faculty members of every school, while analysing the performance of their students.

a-ii) Languages:

1. Practice be given to the students weak in grammatical areas and structures.
2. Sample Paper be provided for accuracy of facts, etc.
3. Teachers need to be aware of the objectives of teaching different aspects/skills of language.
4. A conscious development of listening skills in students can lay a strong foundation in imbibing the nuances of the language.
5. To improve comprehension, students can be given graded passages to provide different levels of complexity for improving linguistic competence.
6. For word attack enough practice can be given in puzzling out the meanings of the given words from the text.
7. Practice to be given in reading skills. Skimming and scanning strategies should be cultivated. Students to be encouraged to read material beyond the text to internalise language as a whole.
8. While teaching grammar, a teacher should focus on the functional aspect and its application and apply it in natural situations/contexts.
9. In letter writing, practice to be given on different kinds and variety of topics.
10. More practice is required in writing compositions, and the importance of both content and expression should be brought out, to help the students write better articles.
11. In teaching poetry, teachers should adopt new techniques and strategies through play of words, figures of speech, so that students learn to appreciate poetry.
12. Thorough knowledge (recall of the important points) of the text (Supplementary Reader) should be emphasised.
13. A variety of questions (factual, global, analytical, evaluative, etc.) be framed for practice. Clear idea about the marking scheme be given.
14. More discussion on open-ended questions should be taken care of. Students should be exposed to a lot of extrapolatory questions, to trigger critical and analytical thinking.

These points are applicable to the process of teaching-learning of all the languages: Hindi, Sanskrit, English, etc. However, English being the medium of instruction, an overall **command over English** can help **enhance the performance in all other subjects as well.**

a-iii) Science and Mathematics:

1. Sufficient practice be given to the students to solve a variety of questions based on the same concept. Parallel questions may be framed by changing statements and situations and given as regular assignments for practice.
2. Sufficient practice should be given in solving sums and numericals.
3. Revision of concepts is very necessary before starting any new topic.
4. Comprehension of concepts is important rather than rote learning/ memorising of concepts.
5. Emphasis to be laid on the basics of the concepts.
6. Teaching-learning of Science/Mathematics needs more of experimenting, exploring and discovering rather than explaining.
7. Students should be given a lot of regular practice with tables/basic formulae to avoid mistakes in simple calculations.
8. Sufficient time should be set aside for revision to take care of careless mistakes (e.g. forget to write the unit of measurement).
9. Visits to Science Centres, Science Museums, Botanical Gardens, Zoological Parks, National Laboratories (Physics/Chemistry), Planetarium, etc., can generate interest in the subject by facilitating conceptual clarity.

Truth not only must inform but also must inspire. If the inspiration dies out and the information only accumulates, then truth loses its infinity.

a-iv) Social Sciences:

1. Thorough practice to be given to study statistical data.
2. Correlation to be established with Current Affairs, National Issues, International Issues.
3. Timeline charts and handy charts should be used while teaching History.
4. Every aspect (different interpretations/explanations) to be clarified while teaching.
5. Selective study should strictly be discouraged.
6. Make frequent use of audio-visual aids (films, etc.) to generate interest in Social Science.
7. Model answers may be given to confusing questions from difficult topics.

8. Action words (explain, compare, trace, etc.) should be clearly explained to students.
9. Causes and consequences to be explained with examples.
10. More practice to be provided for application-based questions.
11. Chapters having more weightage should be given more time. While managing the content, the teachers should be able to grade it.
12. Practice should be given in graph reading and graph making.
13. Practice to be given to read and interpret the diagrams.
14. Sufficient practice to be given in map work (using outline maps). Map filling indicating symbols, proper index and also studying different kinds of maps to be practiced.
15. Classrooms can become lively by involving the children in interactive activities. Group Discussions and Project Methods to be organised to teach difficult concepts.
16. Visit to relevant places (Historical monuments, Museums, Parliament, Planetarium, etc.) can facilitate conceptual clarity in the students.
17. Exposing the students to contemporary leaders of repute (interview, etc.) can facilitate conceptual clarity in the students.

Education is not the filling of a bucket, but the lighting of a fire.

12.1.3. b) In-service Education

In the process of enumerating remedies for enhancing the performance, in-service education plays a very vital role. This calls for professional development of the task force of our schools. DAV Organisation has a two-pronged strategy to cover this area.

- ♦ To facilitate the teachers in enhancing the quality of teaching-learning process, to meet the challenges of modern education.
- ♦ To sensitise the principals towards building a strong team of focussed teachers who feel accountable for improving the performance of students.

The DAV CMC through DAV Centre for Academic Excellence caters to this in coordination with the schools as well as the Public School Cell. **Customised training programmes** are being organised to take care of the special needs of our schools. These programmes have to finally, filter down in such a way that the schools, at their own levels, start a vigorous pursuit of the task of **academic supervision** in order to maintain **effective instructional transaction** in each subject.

12.2 Institutional Level

The aim of the DAV Organisation is to expand the assessment repertoire and explore multiple ways to enhance the attainment level of the students. Every institution is expected to join hands in this endeavour. The following aspects need a careful consideration at the institutional level to create a comprehensive feedback system to gauge the effectiveness and efficiency of the schools.

12.2. a) Guidance & Counselling for providing awareness to the teachers and parents in the:

- ◆ Identification of the student's inherent potential.
- ◆ Selection of streams.
- ◆ Identification of individual needs.
- ◆ Framing/Implementing corrective measures.
- ◆ Enhancing the existing performance levels.
- ◆ Creating awareness about the courses and job opportunities based on multiple intelligences.
- ◆ Providing knowledge about the job opportunities available in national and international markets.
- ◆ Sharing tips and action plan for preparing for different entrance exams.

12.2. b) Coordination between teachers, students and parents to monitor the:

- ◆ Attendance of students.
- ◆ Home timetable of students.
- ◆ Conceptual clarity in the content areas.
- ◆ Allocation of assignment in different subjects.
- ◆ Cultivation of examination skills.

12.2. c) School-Based Activities for teachers for:

- ◆ Enlisting difficult topics from the prescribed syllabus.
- ◆ Gaining awareness of the changes in the prescribed syllabus.
- ◆ Preparing a Blue Print and Sample Question Papers along with Marking Schemes.
- ◆ Monitoring the preparation of each and every student.
- ◆ Sorting out and implementing remedial measures.
- ◆ Understanding the psychological issues related to adolescents.

Teachers would require support for developing, updating the above mentioned professional skills. Access to required materials can be arranged. Resources can be pooled and exchange programmes with other schools can also be organised.

Handle with care! You can make or mar them.

12.2. d) School-Based Programmes to improve the transaction of curriculum for:

- ◆ Stimulating thinking skills in children with the help of brainstorming questioning skills.
- ◆ Regular reinforcement to follow the correction work.
- ◆ Regular/Effective use of teaching aids (maps, charts, globe, lab equipment, etc., and interactive board).
- ◆ Regular use of internet for retrieving relevant information.
- ◆ Making project work a regular part of the curriculum.
- ◆ Developing subject labs where they can experiment, explore, prepare scrap-books, charts, graphs, articles, etc.
- ◆ Facilitating students in their preparation for admission/enrolment to professional colleges.

12.3 Comprehensive Approach to Evaluation

Throughout the exercise of Performance Analysis we have tried to draw the attention of our schools towards various ways to further the achievement and enhance the proficiency levels of their students in academic areas.

DAV institutions have been functioning with a noble cause of educating the masses for building a healthy knowledge society and a strong nation. Infact, social service forms the epicentre of all the DAV activities. The missionary zeal with which the institutions have assumed this social responsibility shows commitment to the higher goal of nation-building through special packages.

Education has been carried to the doorsteps of the **needy** and the **under-privileged** and even to the remotest corners of India. The task is uphill, the resource meager, but commitment and zeal are tremendous. The Organisation has been targetting the *jhuggi* clusters as part of its empowerment and rehabilitation programme. The aim is to enable women and children of under-privileged class to survive in society with the help of vocational skills which are provided to them.

Projects focussing on **social concerns** like gender bias, dowry, drives for environmental sustenance, awareness drives for sanitation and cleanliness, have also been taken up by DAV institutions. The Central Board of Secondary Education has joined hands with DAV College Managing Committee to implement its World

Bank sponsored Population and Development Education Project in the CBSE affiliated DAV Public Schools, starting with the States of Bihar, Jharkhand, Madhya Pradesh, Chhattisgarh, Rajasthan, Uttar Pradesh, Uttarakhand and Haryana.

DAV Schools have been sensitive to the needs of the people who are suffering. Help in the form of cash or kind is extended to the victims of terrorism, fire accident, earthquake and other natural calamities.

Value education forms an integral part of the DAV system of education. To create awareness of *Vedic* values and ideals, *Charitra Nirman Shivirs* and *Jan Chetna Yatras* are being organised regularly. **Arya Yuva Samaj** has spearheaded a campaign to rejuvenate the missionary consciousness in the youth of today.

DAV Organisation is making a concerted effort for bringing about a social renaissance in Indian village. The concept of **Arya Model Gram** is gaining vogue. **Arya Yuva Clubs** have been formed to stimulate the rural population, who have begun to shoulder the responsibility of disseminating literacy, cultivating a sense of basic hygiene, organising mass marriages, distributing blankets, clothes, etc., constructing public conveniences, organising medical camps, arranging mobile library, etc., to uplift the village life. More than 50 villages have already been adopted by our schools/colleges. The youth have enthusiastically collected donations to help the needy and poor and provide basic amenities to the villagers.

Keeping in step with the DAV Ideology, our schools are also making a determined bid to bring those **values of personality** within the purview of evaluation, which though important for life, are not being covered by the system of summative evaluation. In fact, the Indian public has begun to identify DAV as educational institutions with **a sound value system on a sound academic base.**

Destiny is no matter of chance, it is a matter of choice;

It is not a thing to be waited for, it is a thing to be achieved.

William Jennings Byron

*May we assemble and march
forward with a common purpose.*

*May we confer together with open minds
and work together harmoniously for common good.
May we pool our thoughts for integrated wisdom and always work
actuated by higher ideas, because, our ancestors achieved their
high eminence and fortune on account of their unity.*

//Rig 10.191.2 //

ANNEXURES

ANNEXURE-1

Categories of Qualitative Performance of Schools within Zones Senior Secondary School Examination-2017

Outstanding Category (≥80)

SCH_NO	ZONE	SCHOOL NAME	APPR	PASS	COMP	FAIL	PASS_PER	QPI
7052	SA-A	DAV PUBLIC SCHOOL VELACHERY CHENNAI TN	73	73	0	0	100.00	87.36
9904	WB-A	DAV MODEL SCHOOL IIT KHARAGPUR MIDNAPUR WB	58	58	0	0	100.00	86.77
6863	MH-B	DAV PUBLIC SCHOOL PUNE MAHARASHTRA	239	238	1	0	99.58	85.75
4100	NCR	DAV PUBLIC SCHOOL SECTOR 14 GURGAON HARYANA	334	331	2	1	99.10	84.77
4583	PB-D	DAV PUBLIC SCHOOL B R S NAGAR LUDHIANA PUNJAB	245	244	1	0	99.59	83.83
65026	DEL	DAV PUBLIC SCHOOL SRESHTHA VIHAR DELHI	290	290	0	0	100.00	83.56
8305	OR-B	DAV PUBLIC SCHOOL UNIT VIII BHUBANESHWAR OD	324	323	1	0	99.69	83.43
6842	MH-B	DAV PUBLIC SCHOOL NEW PANVEL NAVI MUMBAI MR	171	170	1	0	99.42	83.00
9080	UP-A	GAIL DAV PUBLIC SCHOOL DIBIYAPUR AURAIYA UP	42	42	0	0	100.00	82.57
9703	OR-B	DAV PUBLIC SCHOOL POKHARIPUT BBSR OD	232	230	2	0	99.14	82.30
65023	DEL	SHAHEED RAJPAL DAV PUB SCH DAYANAND VIHAR DLI	323	322	1	0	99.69	82.24
4141	HR-C	O S DAV PUBLIC SCHOOL KAITHAL HARYANA	323	323	0	0	100.00	82.12
8378	OR-B	DAV PUB SCHOOL CHANDRASEKHARPUR BHUBANESWAR OD	403	398	4	1	98.76	81.93
6844	MH-B	DAV PUBLIC SCHOOL NERUL NAVI MUMBAI MR	185	181	4	0	97.84	81.88
65406	DEL	DAV PUB SCH PUSHPANJALI ENCL. PITAM PURA DL	281	281	0	0	100.00	81.84
8423	WB-A	DAV MODEL SCHOOL DURGAPUR BURDWAN WB	464	464	0	0	100.00	81.42
6898	MH-B	DAV INTL SCH KHARGHAR NAVI MUMBAI MR	94	94	0	0	100.00	81.35
4213	HR-F	S B P DAV CENTENARY PUB SCH FATEHABAD HARYANA	131	129	1	1	98.47	80.11
4503	PB-A	DAV PUBLIC SCHOOL LAWRENCE ROAD AMRITSAR PB	389	384	3	2	98.71	80.01

Very Good Category (70 to < 80)

SCH_NO	ZONE	SCHOOL NAME	APPR	PASS	COMP	FAIL	PASS_PER	QPI
4673	PB-B	DRV DAV CENT PUB SCHOOL PHILLAU JALANDHAR PB	67	66	1	0	98.51	79.98
53058	OR-B	DAV PUB SCH KALINGA NGR BHUBNESHWAR KHANDHA OD	40	40	0	0	100.00	79.89
65405	DEL	DARBARI LAL DAV MODEL S SS PITAMPURA DELHI	298	297	1	0	99.66	79.67
4649	PB-C	DAV PUBLIC SCHOOL KOTKAPURA FARIDKOT PB	54	54	0	0	100.00	79.62
65392	DEL	KULACHI HANSRAJ MODEL SCHOOL ASHOK VIHAR DELHI	375	371	3	1	98.93	79.03
4351	HP-C	M C M DAV SR SEC PUB SCH BAGHNI DT KANGRA HP	76	76	0	0	100.00	78.79
9910	WB-A	DAV PUBLIC SCHOOL DVC MTPS BANKURA WB	40	39	1	0	97.50	78.51
6800	MH-A	J H AMBANI SCHOOL LODHIVALI CHOWK RAIGAD MR	62	61	1	0	98.39	78.46
53072	OR-B	LR DAV PUB SCH GANDARPUR CUTTACK OD	125	122	3	0	97.60	78.46
4398	HP-F	DAV PUBLIC SCHOOL GREYOH SARKHA GHAT MANDI HP	37	37	0	0	100.00	78.41
8385	OR-A	DAV PUB SCH MCL KALINGA RD MAHENDRAPUR ANGUL OD	140	137	2	1	97.86	78.40
8349	OR-C	DAV PUB SCHOOL PARADEEP PPL TOWNSHIP PARADEEP OD	34	34	0	0	100.00	78.20
6346	AP-A	DAV PUBLIC SCHOOL ACC COLONY WADI GULBARGA KK	19	19	0	0	100.00	78.09
25038	PB-A	DAV INTL. SCHOOL VERKA CHOWK AMRITSAR PB	232	231	0	1	99.57	77.71
8376	OR-A	DAV PUBLIC SCHOOL ITPS BANHARPALLI JHARSUGUDA OD	6	6	0	0	100.00	77.63
4292	HR-D	HANSRAJ PUBLIC SCHOOL SECTOR 6 PANCHKULA HARYANA	27	27	0	0	100.00	77.54
4256	HR-C	DAV PUBLIC SCHOOL SEC 3 U E KURUKSHETRA HRY	177	169	6	2	95.48	77.29
16277	RJ-A	DAV HZ SR SEC SCH RAJPURA DARIBA RAJSAMAND RAJ	23	23	0	0	100.00	77.27
6843	MH-B	DAV PUBLIC SCHOOL AIROLI NAVI MUMBAI MR	175	165	9	1	94.29	77.20
3326	MP-C	DAV ACC PUBLIC SCHOOL KATNI MP	13	12	1	0	92.31	77.15
4381	HP-C	DAV SR SEC PUB SCHOOL LAKKAR BAZAR SHIMLA HP	279	279	0	0	100.00	77.10
4350	HP-B	DAV PUBLIC SCHOOL SECTOR - IV NEW SHIMLA HP	180	179	1	0	99.44	77.06
4575	PB-B	BBMB DAV PUBLIC SCHOOL TALWARA TOWNSHIP PUNJAB	29	29	0	0	100.00	76.94
53003	OR-A	DAV PUB SCH MCL HQ ANAND VR BURLA SAMBALPUR OD	128	117	6	5	91.41	76.92

SCH_NO	ZONE	SCHOOL NAME	APPR	PASS	COMP	FAIL	PASS_PER	QPI
4352	HP-F	DAV PUBLIC SCHOOL HAMIRPUR HP	87	86	1	0	98.85	76.86
8388	OR-C	DAV PUB SCH S VIHAR GOSANI BERHAMPUR GANJAM OD	137	131	6	0	95.62	76.83
4877	CH	DAV PUBLIC SCHOOL SECTOR 8-C CHANDIGARH	85	79	6	0	92.94	76.76
23075	HP-A	T R DAV PUB SR SEC SCH PO KANGOO HAMIRPUR HP	75	75	0	0	100.00	76.60
6074	AP-A	DAV PUBLIC SCHOOL R K PURAM HYDERABAD TL	78	76	2	0	97.44	76.51
23080	HP-A	DAV PUBLIC SR SEC SCHOOL BHAROLI DT KANGRA HP	54	54	0	0	100.00	76.44
65354	DEL	DARBARI LAL DAV MODEL SCH SHALIMAR BAGH DELHI	240	239	1	0	99.58	76.16
65575	DEL	VEDA VYASA DAV PUBLIC SCH VIKASPURI ND	227	227	0	0	100.00	76.07
9009	UP-A	T C DAV PUB SCH BABRALA SAMBHAL UTTAR PRADESH	62	59	1	2	95.16	76.06
3346	CG-A	DAV PUB SCH SECL BARTUNGA CHIRIMIRI KOREA CG	46	45	1	0	97.83	75.88
4314	HP-C	DAV PUBLIC SCHOOL PALAMPUR KANGRA HP	68	68	0	0	100.00	75.88
8240	BR-A	DAV PUBLIC SCHOOL B S E COLONY PATNA BIHAR	195	193	0	2	98.97	75.85
8177	BR-G	SHYAMLAL DAV PUB SCH RAJENDRA NGR KHAGARIA BR	8	8	0	0	100.00	75.83
53098	OR-A	DAV VEDANTA INTL SCHOOL LANJIGARH KALAHANDI OD	10	10	0	0	100.00	75.80
52003	JH-E	DAV PUBLIC SCHOOL GOKULPUR PAKUR JHARKHAND	45	45	0	0	100.00	75.52
4923	CH	K B DAV CENTENARY PUB SCH SEC 7-B CHANDIGARH	188	183	5	0	97.34	75.41
65541	DEL	DAV CENTENARY PUB SCH PASCHIM ENCL.ROHTAK RD ND	140	139	1	0	99.29	75.34
4584	PB-A	R B DAV SR SEC PUBLIC SCHOOL BHATINDA PUNJAB	118	114	4	0	96.61	75.30
14374	MP-C	DAV BORL PUBLIC SCHOOL BORL TOWNSHIP SAGAR MP	44	44	0	0	100.00	75.26
10318	CG-A	MONNET DAV PUB SCH M I E L TOWNSHIP RAIGARH CG	27	27	0	0	100.00	75.12
4344	HP-C	DAYANAND PUBLIC SCHOOL THE MALL SHIMLA HP	98	93	4	1	94.90	75.12
4203	NCR	DAV PUBLIC SCHOOL BALLABGARH FARIDABAD HARYANA	95	91	3	1	95.79	75.08
4728	PB-B	LALA J N DAV MODEL SCH KABIR NAGAR JALANDHAR PB	51	49	2	0	96.08	75.05
65450	DEL	DAV PUBLIC SCHOOL ASHOK VIHAR PHASE IV DELHI	143	143	0	0	100.00	75.03

SCH_NO	ZONE	SCHOOL NAME	APPR	PASS	COMP	FAIL	PASS_PER	QPI
65646	DEL	DAV PUBLIC SCH SECT B-PKT-1 VASANT KUNJ ND	148	145	3	0	97.97	74.89
8311	OR-A	DAV PUB SCHOOL MCL JAGANNATH AREA ANGUL OD	97	96	0	1	98.97	74.81
4386	HP-B	DAV A VIDYA NIKETAN DARLAGHAT ARKI SOLAN HP	51	49	2	0	96.08	74.75
10260	CG-A	DAV PUBLIC SCHOOL SECL JRC COMPLEX KORBA CG	39	37	0	2	94.87	74.73
65485	DEL	HANS RAJ MODEL SCHOOL RD 73 PUNJABI BAGH N DELHI	410	396	10	4	96.59	74.68
25217	PB-D	DAV PUB SCH SARABHA NAGAR EXTN LUDHIANA PUNJAB	193	189	4	0	97.93	74.64
23017	HP-E	DAV PUBLIC SCHOOL GHUMARWIN BILASPUR HP	37	37	0	0	100.00	74.57
4522	PB-A	L R S DAV SR SEC MODEL SCHOOL ABOHAR PB	186	179	6	1	96.24	74.34
4330	HP-F	DAV CENTENARY PUB SCH JAWAHAR NAGAR MANDI HP	122	115	7	0	94.26	74.31
4221	HR-F	DAV CENTENARY PUB SCHOOL URBAN ESTATE JIND HRY	301	269	19	13	89.37	74.31
8382	OR-A	DAV PUBLIC SCHOOL ROURKELA DT SUNDERGARH OD	164	163	0	1	99.39	74.29
8832	UL-A	DAV PUBLIC SCHOOL KOTDWAR PAURI UK	148	146	2	0	98.65	74.25
53042	OR-A	DAV PUBLIC SCHOOL JHARSUGUDA OD	60	56	2	2	93.33	74.22
25001	HR-D	DAV PUBLIC SCHOOL PHASE X MOHALI PUNJAB	50	45	2	3	90.00	74.15
9502	JH-F	DAV PUB SCH BISTUPUR JAMSHEDPUR SINGHBHUM E JH	493	451	27	15	91.48	74.07
4379	HP-C	DAV PUBLIC SCHOOL ALAMPUR KANGRA HP	69	67	2	0	97.10	73.99
8380	OR-B	DAV PUBLIC SCHOOL SEC 6 MARKAT NGR CUTTACK OD	259	255	4	0	98.46	73.98
8232	JH-B	DAV PUBLIC SCHOOL GANDHI NAGAR CCL RANCHI JH	291	274	12	5	94.16	73.94
4789	PB-A	J N J DAV PUB SCHOOL GIDDARBAHA MUKTSAR PB	47	44	3	0	93.62	73.93
56004	WB-A	DAV PUBLIC SCHOOL D B ROAD MIDNAPUR WB	53	50	2	1	94.34	73.90
6214	SA-A	DAV PUBLIC SCHOOL KUKATPALLY HYDERABAD TL	23	23	0	0	100.00	73.77
8284	BR-G	B R DAV PUB SCHOOL PO BARAUNI R T BEGUSARAI BR	174	167	6	1	95.98	73.66
3189	CG-A	DAV PUBLIC SCHOOL VASANT VIHAR BILASPUR CG	164	153	9	2	93.29	73.66

SCH_NO	ZONE	SCHOOL NAME	APPR	PASS	COMP	FAIL	PASS_PER	QPI
65556	DEL	DAV PUB SCHOOL CHANDER NGR JANAK PURI NEW DLI	69	68	1	0	98.55	73.63
4205	NCR	DAV PUBLIC SCHOOL SAINIK COLONY FARIDABAD HRY	166	159	5	2	95.78	73.60
4085	HR-D	DAV SR SEC PUB SCHOOL SECTOR 8 PANCHKULA HRY	40	37	3	0	92.50	73.60
8143	JH-D	DAV PUBLIC SCH N T S BARKAKHANA HAZARIBAGH JH	64	64	0	0	100.00	73.58
8833	MP-C	DAV PUBLIC SCHOOL A T P ANPARA SONEBHADRA UP	102	101	1	0	99.02	73.35
8643	NCR	DAV PUB SCH RAJENDER NGR SAHIBABAD GHAZIABAD UP	310	307	3	0	99.03	73.31
25499	PB-C	DAV PUB SR SEC SCH KAKRALA SAMANA PATIALA PB	35	33	2	0	94.29	73.26
3385	CG-A	TATA DAV PUB SCHOOL TSCD SONADIH RAIPUR CG	67	65	2	0	97.01	73.24
3232	CG-A	DAV PUBLIC SCHOOL ACC JAMUL DURG CG	75	73	2	0	97.33	73.18
25329	PB-B	J L M DAV PUBLIC SCHOOL HAYAT NAGAR GURDASPUR PB	50	45	5	0	90.00	73.08
4016	NCR	DAV PUBLIC SCHOOL SECTOR 14 FARIDABAD HARYANA	383	353	27	3	92.17	73.06
8163	JH-F	DAV PUBLIC SCHOOL CCL KATHARA BOKARO JHARKHAND	58	58	0	0	100.00	73.03
23048	HP-A	DAV PUBLIC SCHOOL MOH-HARDASPURA DT CHAMBA HP	56	54	2	0	96.43	72.98
4301	HP-E	DAV SR SEC PUBLIC SCHOOL BARMANA BILASPUR HP	64	63	1	0	98.44	72.86
65048	DEL	S S LATA SETHI DAV PUB SCH MAUSAM VIHAR DELHI	151	149	2	0	98.68	72.78
4376	HP-C	BHAGIRATHI DASS DAV PUB SCH DHARAMSHALA HP	38	37	1	0	97.37	72.74
4125	HR-D	DAV CENTENARY PUBLIC SCHOOL SIRSA HARYANA	121	107	7	7	88.43	72.63
4589	PB-C	DAV PUBLIC SCHOOL PATIALA PUNJAB	177	159	13	5	89.83	72.53
3808	HR-C	DAV CENTENARY PUB SCH PEHOWA KURUKSHETRA HRY	92	86	3	3	93.48	72.52
23023	HP-C	DAV PUBLIC SCHOOL NAGROTA DT. KANGRA HP	31	31	0	0	100.00	72.51
53066	OR-A	DAV PUB SCH KANSHBAHAL RAJGANGPUR SUNDARGARH OD	44	44	0	0	100.00	72.47
3670	RJ-C	DAV PUBLIC SCHOOL TALWANDI KOTA RAJASTHAN	483	423	44	16	87.58	72.45
8239	JH-D	PVSS DAV PUB SCH JHUMRITELAIYA KODERMA JHARKHAND	70	69	1	0	98.57	72.41
8714	NCR	SARLA CHOPRA DAV CEN PUB SCH SEC 56 NOIDA UP	185	184	1	0	99.46	72.40

SCH_NO	ZONE	SCHOOL NAME	APPR	PASS	COMP	FAIL	PASS_PER	QPI
6868	MH-A	PETROCHEMICALS VIDAYALAYA RAIGAD MAHARASHTRA	26	25	1	0	96.15	72.33
4353	HP-C	DAV PUBLIC SCHOOL DEHRA GOPIPUR KANGRA HP	99	96	3	0	96.97	72.28
65805	DEL	DAV PUBLIC SCH KAILASH HILLS EOK ND-65	111	109	2	0	98.20	72.28
25099	PB-B	M D D MODEL SCHOOL NAKODAR DISTT JALANDHAR PB	37	37	0	0	100.00	72.18
76006	DEL	DAV PUBLIC SCH. JASOLA VIHAR NEW DELHI	147	143	4	0	97.28	72.14
8373	OR-A	DAV PUB SCHOOL BANDHABAHAL BELPAHAR SAMBALPUR OD	52	52	0	0	100.00	72.13
8903	NCR	DAV PUBLIC SCH PRATAP VIHAR GHAZIABAD UP	99	91	7	1	91.92	72.07
56021	WB-A	DAV PUB SCHOOL KANYAPUR ASANSOL BARDDHAMAN WB	190	186	2	2	97.89	71.99
4178	HR-B	M L S DAV PUB SCHOOL NARNAUL MOHINDERGARH HRY	183	162	13	8	88.52	71.95
8007	JH-C	DAV PUBLIC SCH BCCL KOYLA NGR DHANBAD JHARKHAND	464	456	8	0	98.28	71.91
10290	CG-A	DAV PUBLIC SCHOOL SECL JHILIMILI KORIYA CG	30	29	1	0	96.67	71.56
8281	JH-D	DAV PUBLIC SCHOOL CANARY HILL ROAD HAZARIBAGH JH	367	353	11	3	96.19	71.52
8173	BR-A	DAV PUB SCHOOL CANTT RD KHAGAUL CAMPUS PATNA BR	157	137	15	5	87.26	71.47
3833	NCR	DAV PUBLIC SCHOOL SECTOR 37 FARIDABAD HARYANA	221	203	16	2	91.86	71.40
8014	JH-C	DAV PUBLIC SCHOOL SECTOR-IV B S CITY BOKARO JH	672	662	9	1	98.51	71.39
8089	JH-F	DAV PUBLIC SCHOOL ACC JHINKPANI SINGHBHUM W JH	11	11	0	0	100.00	71.38
8876	UL-A	DAV CENTENARY PUBLIC SCHOOL KANKHAL HARIDWAR UK	205	194	9	2	94.63	71.37
3436	MP-C	DAV PUBLIC SCHOOL NIGAH NCL SIDHI MP	77	76	1	0	98.70	71.37
4273	HR-B	DAV PUBLIC SCHOOL MOHINDERGARH HARYANA	16	13	1	2	81.25	71.35
50233	BR-A	DR G L D DAV PUB SCH T NAGAR KANKARBAGH PATNA BR	106	99	5	2	93.40	71.14
65654	DEL	SURAJ BHAN DAV PUBLIC SCH VASANT VIHAR ND	164	162	1	1	98.78	71.12
3343	CG-A	DAV PUB SCH SECL KUSMUNDA KORBA CG	60	58	2	0	96.67	71.07
50164	BR-C	DAV PUB SCH PO HARPUR AILOTH SAMASTIPUR BIHAR	40	39	1	0	97.50	71.02
23032	HP-F	DAV PUB SCHOOL SUNDER NAGAR MANDI HP	101	93	8	0	92.08	71.01
65381	DEL	DAV PUBLIC SCHOOL SECTOR VII ROHINI DELHI	225	219	4	2	97.33	70.99

SCH_NO	ZONE	SCHOOL NAME	APPR	PASS	COMP	FAIL	PASS_PER	QPI
58016	JH-B	S R DAV PUBLIC SCHOOL PUNDAG RANCHI JHARKHAND	67	67	0	0	100.00	70.74
52088	JH-E	SAVITRI DEVI DAV PUB SCH PO & DISTT JAMTARA JH	52	50	2	0	96.15	70.72
8237	JH-B	M K DAV PUB SCH CHIANKI DALTONGANJ PALAMAU JH	246	242	3	1	98.37	70.66
8248	JH-D	DAV PUB SCHOOL TAPIN NORTH HAZARIBAGH JHARKHAND	22	20	2	0	90.91	70.59
8253	JH-B	DAV PUBLIC SCHOOL BARIATU ROAD RANCHI JHARKHAND	353	348	4	1	98.58	70.58
3417	CG-A	DAV PUBLIC SCHOOL SECL BISHRAMPUR SURGUJA CG	115	111	4	0	96.52	70.51
8192	JH-F	DAV PUB SCHOOL PO SWANG COLLIERY CCL BOKARO JH	96	96	0	0	100.00	70.37
3904	HR-E	POLICE DAV PUBLIC SCHOOL AMBALA CITY HARYANA	126	119	6	1	94.44	70.37
8367	OR-B	DAV PUBLIC SCH NTPC DEEPSHIKHA KANIHA ANGUL OD	14	14	0	0	100.00	70.34
8588	MP-C	DAV PUBLIC SR SEC SCHOOL BINA SONEBHADRA UP	143	139	1	3	97.20	70.33
4826	CH	DAV MODEL SCHOOL SECTOR 15-A CHANDIGARH	207	186	14	7	89.86	70.28
20005	HR-F	DAV CENT PUB SCHOOL JAKHAL MANDI FATEHABAD HRY	102	96	4	2	94.12	70.27
3234	CG-A	DAV ISPAT SR SEC PUB SCH DALLI RAJHARA DURG CG	117	108	9	0	92.31	70.25
8214	JH-F	S J DAV PUB SCH CHAIBASHA SINGHBHUM W JHARKHAND	104	100	4	0	96.15	70.18
8849	NCR	DAV CENTENARY PUB SCH CHANDER NGR GHAZIABAD UP	106	101	5	0	95.28	70.13
4089	UP-A	DAV PUBLIC SCHOOL PANIPAT HARYANA	220	203	13	4	92.27	70.04
8064	JH-B	DAV CO-OP SR SEC SCHOOL KHALARI RANCHI JHARKHAND	49	49	0	0	100.00	70.03
4359	HP-B	M R A DAV PUBLIC SCHOOL ANAND COMPLEX SOLAN HP	147	133	13	1	90.48	70.03

**Good Category
(60 to < 70)**

SCH_NO	ZONE	SCHOOL NAME	APPR	PASS	COMP	FAIL	PASS_PER	QPI
65348	DEL	DAV CENT PUB SCH SEC B4 PKT-5 DDA PRJ NARELA ND	161	155	4	2	96.27	69.97
8880	UL-A	DAV PUBLIC SCHOOL DEFENCE COLONY DEHRADUN UK	170	164	4	2	96.47	69.94
4713	PB-B	S V J C DAV PUBLIC SCHOOL DASUYA HOSHARPUR PB	34	26	7	1	76.47	69.92

SCH_NO	ZONE	SCHOOL NAME	APPR	PASS	COMP	FAIL	PASS_PER	QPI
9246	MP-C	DAV PUBLIC SCHOOL KHADIA(NCL) SONEBHADRA UP	34	32	2	0	94.12	69.91
3432	MP-C	DAV BURHAR PUB SCHOOL PAKARIA BURHAR SHAHDOL MP	80	71	7	2	88.75	69.89
8147	JH-B	DAV PUBLIC SCHOOL ITKI ROAD PO HEHAL RANCHI JH	554	521	24	9	94.04	69.85
4122	NCR	DAV CENTENARY PUB SCHOOL ROHTAK HARYANA	252	223	24	5	88.49	69.82
53036	OR-C	DAV PUBLIC SCHOOL SOVARAMPUR BALASORE OD	25	25	0	0	100.00	69.79
4629	PB-C	L I D G DAV CENT. PUB SCHOOL JALALABAD(W) PB	45	37	3	5	82.22	69.57
4126	NCR	DAV MULTIPURPOSE PUB SCH SECTOR 15 SONIPAT HRY	175	162	9	4	92.57	69.53
65337	DEL	A G DAV CENTENARY PUB SCH MODEL TOWN DELHI	115	104	5	6	90.43	69.52
4412	HP-A	M H S AGRI COLLEGIATE SCH NAGBANI JAMMU TAWI J&K	189	172	12	5	91.01	69.51
4377	HP-C	DAV PUBLIC SCHOOL AMBOTA UNA HIMACHAL PRADESH	57	56	0	1	98.25	69.50
8287	JH-D	AGRASEN DAV PUB SCH BHARECH NGR HAZARIBAGH JH	152	152	0	0	100.00	69.42
13114	MH-A	TATA CHEM DAV PUB SCH MITHAPUR DWARKA JAMNAGAR	45	45	0	0	100.00	69.24
3568	RJ-A	DAV ACC SR SEC PUB SCHOOL LAKHERI DT BUNDI RAJ	19	15	3	1	78.95	69.22
3891	HR-D	MATA PUNNA DEVI DAV PUB SCHOOL KALANWALI SIRSA	55	51	4	0	92.73	69.19
65047	DEL	DAV PUB SCH PKT-C LIG FLATS EAST OF LONI RD DL	27	27	0	0	100.00	69.18
4116	HR-G	K L ARYA DAV PUBLIC SCHOOL HISSAR HARYANA	283	252	21	10	89.05	69.17
3492	CG-A	DAV PUB SCH BHATGAON AREA SECL SURGUJA CG	41	37	4	0	90.24	69.17
8938	UP-A	N DEV DAV PUB SCHOOL KUMARGANJ FAIZABAD UP	72	62	10	0	86.11	68.85
20109	HR-D	DAV CENT PUB SCH RADAUR DT. YAMUNA NAGAR HRY	66	61	5	0	92.42	68.72
3440	MP-C	DAV PUB SCH JHINGARDAH PROJECT-NCL SIDHI MP	20	20	0	0	100.00	68.72
4763	PB-B	DAYANAND MODEL SCHOOL MODEL TOWN JALANDHAR PB	58	51	6	1	87.93	68.67
8860	MP-C	DAV PUBLIC SCHOOL T P P RIHAND NGR SONEBHADRA UP	67	60	6	1	89.55	68.62
54631	MP-C	DAV PUBLIC SCHOOL ROBERTSGANJ SONEBHADRA UP	65	65	0	0	100.00	68.58
9707	OR-A	DAV PUBLIC SCHOOL BASUNDHARA SUNDERGARH OD	6	6	0	0	100.00	68.50
4300	HR-C	DAV PUBLIC SCHOOL PUNDRI KAITHAL HARYANA	118	111	7	0	94.07	68.49

SCH_NO	ZONE	SCHOOL NAME	APPR	PASS	COMP	FAIL	PASS_PER	QPI
8233	JH-B	DAV KAPIL DEV PUB SCHOOL KADRU RANCHI JH	561	522	29	10	93.05	68.47
8437	WB-A	ATREYEE DAV PUB SCHOOL MONGALPUR S DINAJPUR WB	59	56	3	0	94.92	68.43
53001	OR-B	DAV PUB SCH NTPC/TTPS TALCHER THERMAL ANGUL OD	20	18	2	0	90.00	68.27
4365	HP-B	DAV PUBLIC SCHOOL RAMPUR BUSHAHR SHIMLA HP	36	34	2	0	94.44	68.20
23028	HP-B	DAV PUB SCH P.O. HATKOTI DT. SHIMLA HP	64	61	1	2	95.31	68.18
3445	MP-C	DAV PUB SCH DUDHICHUA PROJECT JAYANT SIDHI MP	158	155	2	1	98.10	68.11
3375	CG-A	DAV PUBLIC SCHOOL SECL CHHAL DT RAIGARH CG	47	42	5	0	89.36	68.09
8078	BR-G	DAV PUB SCH URVARAK NGR HFC BARAUNI BEGUSARAI BR	47	41	6	0	87.23	67.99
56007	WB-A	RANIGANJ LIONS JDM CHANANI DAV PUB SCH BURDWAN	70	67	2	1	95.71	67.98
4716	PB-B	POLICE DAV PUB SCH JALANDHAR CANTT PUNJAB	531	488	35	8	91.90	67.97
4627	PB-A	DAV EDWARD GANJ PUBLIC SCHOOL MALOUT PUNJAB	106	86	14	6	81.13	67.88
56034	WB-A	MDB DAV PUB SCHOOL NH 60 PO KESIAKOLE BANKURA WB	73	66	5	2	90.41	67.83
4588	HR-D	B B M B DAV PUB SCH NANGAL TOWNSHIP PUNJAB	105	98	5	2	93.33	67.75
4768	PB-C	B BB DAV PUBLIC SCHOOL MOONAK SANGRUR PB	66	58	6	2	87.88	67.71
8200	BR-B	DAV PUBLIC SCHOOL CANTONMENT AREA GAYA BIHAR	219	212	3	4	96.80	67.70
4058	HR-D	DAV PUBLIC SCHOOL YAMUNA NAGAR HARYANA	90	74	9	7	82.22	67.65
16031	RJ-C	DAV CENTENARY PUBLIC SCHOOL HANUMANGARH RAJ	69	58	7	4	84.06	67.63
5492	BR-C	DAV PUBLIC SCHOOL RANGIT NAGAR SOUTH SIKKIM	48	45	1	2	93.75	67.36
4331	HP-C	DAV CENTENARY PUBLIC SCHOOL UNA HP	193	174	17	2	90.16	67.32
4672	PB-C	H M DAV PUB SCHOOL MALWAL RD FEROZEPUR CITY PB	46	40	4	2	86.96	67.25
4682	PB-C	SMT K B DAV CENT PUB SCH FAZILKA FEROZEPUR PB	58	45	5	8	77.59	67.24
25047	PB-C	DAV PUBLIC SCHOOL PATRAN DT PATIALA PB	87	81	5	1	93.10	67.22
52078	JH-B	DAV PUB SCH LOHARDAGA ROAD GUMLA JHARKHAND	100	93	7	0	93.00	67.22
8470	WB-A	DAV PUBLIC SCHOOL ROOP NARAYANPUR BURDWAN WB	191	180	6	5	94.24	67.17

SCH_NO	ZONE	SCHOOL NAME	APPR	PASS	COMP	FAIL	PASS_PER	QPI
50044	BR-D	DAV PUBLIC SCHOOL PO BARARI BHAGALPUR BIHAR	77	73	3	1	94.81	67.14
4755	PB-B	S R TANGRI DAV PUB SCHOOL BILGA JALANDHAR PB	57	54	2	1	94.74	67.11
4346	HP-C	I B DAV PUB SCHOOL NARWANA YOL CAMP KANGRA HP	35	33	2	0	94.29	67.10
4056	HR-D	CHAMANLAL DAV SR PUB SCH PANCHKULA HRY	56	52	4	0	92.86	67.05
10221	CG-A	LIONS DAV PUB SCH AKALTARA JANJGIR CHAMPA CG	17	13	2	2	76.47	66.89
3341	CG-A	DAV PUBLIC SCH GEVRA PROJECT DT KORBA CG	109	92	13	4	84.40	66.66
3632	RJ-C	DAV CENTENARY PUB SCHOOL VAISHALI NAGAR JAIPUR	270	243	19	8	90.00	66.63
3227	CG-A	DAV PUBLIC SCHOOL HUDCO BHILAI DURG CG	143	122	18	3	85.31	66.59
8331	OR-A	DAV PUB SCH BRAJRAJ NAGAR JHARSUGUDA OD	119	109	6	4	91.60	66.58
20080	NCR	J P DAV PUB SCH GANAUR SONIPAT HARYANA	83	73	9	1	87.95	66.47
8110	JH-D	TATA DAV PUB SCHOOL TISCO HAZARIBAGH JHARKHAND	84	81	1	2	96.43	66.37
20083	HR-G	DAV PUBLIC SCHOOL ASSANDH DT. KARNAL HRY	97	82	7	8	84.54	66.32
4160	NCR	DAV CENTENARY PUBLIC SCH KALANAUR ROHTAK HRY	10	9	1	0	90.00	66.30
4395	HP-C	M I A DAV PUBLIC SCHOOL MEHATPUR UNA HP	50	44	5	1	88.00	66.28
20466	HR-F	DAV PUBLIC SCHOOL RATIA DISTT FATEHABAD	59	54	5	0	91.53	66.16
4295	NCR	R R J S DAV PUB SCHOOL TEH PATAUDI GURGAON HRY	66	63	2	1	95.45	66.04
4732	PB-A	M K D DAV PUB SCHOOL NESHTA ATTARI AMRITSAR PB	82	76	3	3	92.68	66.03
4677	PB-C	R K G DAV PUB SCHL GURU HARSAHAI FEROZEPUR PB	52	49	2	1	94.23	65.95
50059	BR-D	DAV PUBLIC SCHOOL PURAB SARAI MUNGER BIHAR	2	1	1	0	50.00	65.90
8155	JH-C	TATA DAV SCHOOL PO JAMADOBA DHANBAD JHARKHAND	115	114	1	0	99.13	65.88
4209	UP-A	DAV CENTENARY PUB SCHOOL SEC 11-12 PANIPAT HRY	191	164	20	7	85.86	65.86
50191	BR-C	DAV PUBLIC SCHOOL SARA MOHANPUR DARBHANGA BIHAR	9	7	0	2	77.78	65.80
4600	PB-B	DR D R B DAV CENTENARY PUBLIC SCHOOL BATALA PB	147	112	20	15	76.19	65.77
8282	BR-C	NIKHILSHYAM DAV PUB SCH DUMRA KOTHI SITAMARHI BR	28	23	5	0	82.14	65.73
52099	JH-B	N S DAV PUBLIC SCH GOSHALA COMPLEX KANKE RANCHI	92	87	3	2	94.57	65.68

SCH_NO	ZONE	SCHOOL NAME	APPR	PASS	COMP	FAIL	PASS_PER	QPI
4582	PB-C	DAV CENTENARY PUBLIC SCHOOL MALERKOTLA PUNJAB	82	63	12	7	76.83	65.68
50010	BR-B	DAV PUBLIC SCHOOL HANSRAJ NAGAR ROHTAS BIHAR	40	37	3	0	92.50	65.67
4113	HR-C	DAV PUBLIC SCHOOL CHEEKA KAITHAL HARYANA	233	214	17	2	91.85	65.66
50028	BR-B	DAV PUB SCH LAJPATRAINGR DEHRI-ON-SONE ROHTAS BR	18	17	1	0	94.44	65.63
50007	BR-B	DAV PUBLIC SCH COLLEGE RD ROTARY CAMPUS GAYA BR	189	172	10	7	91.01	65.62
4009	HR-D	DAV SR PUBLIC SCHOOL SURAJPUR PANCHKULA HRY	95	84	7	4	88.42	65.59
8285	BR-A	DAV PUBLIC SCHOOL PHULWARI SHARIF PATNA BIHAR	83	69	7	7	83.13	65.58
4371	HP-E	DAV PUBLIC SCHOOL BILASPUR HP	50	44	5	1	88.00	65.56
50040	BR-B	DAV PUB SCH PO MAHANANDPUR BR SHARIF NALANDA BR	28	25	1	2	89.29	65.44
4082	HR-D	DAV PUBLIC SCHOOL NARAINGARH HARYANA	182	148	28	6	81.32	65.33
3330	MP-C	JPV DAV PUB SCH FCI GODOWN PURENI CHAKA KATNI MP	43	41	2	0	95.35	65.11
10248	CG-A	MONNET DAV PUBLIC SCHOOL MANDIR HASAUD RAIPUR CG	27	23	3	1	85.19	65.10
4366	HP-C	DR DEVI CHAND DAV PUBLIC SCHOOL MOHAL KULLU HP	93	81	3	9	87.10	65.05
50034	BR-A	DR DUKHAN RAM DAV PUB SCHOOL DANAPUR PATNA BR	82	75	3	4	91.46	64.94
4099	HR-C	HARYANA POLICE PUBLIC SCHOOL MADHUBAN KARNAL HRY	62	57	4	1	91.94	64.76
4204	NCR	DAV PUBLIC SCHOOL PALWAL FARIDABAD HARYANA	51	46	3	2	90.20	64.74
54698	UP-A	DAV PUBLIC SCH RASOOLPUR BEHAT RD SAHARANPUR UP	22	19	3	0	86.36	64.72
52014	JH-E	G D DAV PUB SCH BHANDARKOLA SATAR RD DEOGARH JH	117	95	13	9	81.20	64.61
3328	MP-C	DAV CENTENARY PUB SCH KUTESHWAR DT KATNI MP	32	26	6	0	81.25	64.57
8222	JH-C	TATA DAV SCHOOL TISCO SIJUA BHELATAND DHANBAD JH	185	175	10	0	94.59	64.49
9523	JH-F	DAV PUBLIC SCHOOL ADITYAPUR SINGHBHUM W JH	249	212	31	6	85.14	64.41
8298	JH-E	DAV PUBLIC SCHOOL SP MINES CHITRA DEOGHAR JH	11	11	0	0	100.00	64.40
8229	JH-F	DAV PUB SCHOOL TENUGHAT T P S LALPANIA BOKARO JH	16	16	0	0	100.00	64.28
50001	BR-G	DAV PUB SCH NR BMP CAMPUS PO DUMRI BEGUSARAI BR	17	16	1	0	94.12	64.25
4316	HP-B	DAV SIRMOUR PUBLIC SCHOOL PAONTA SAHIB HP	95	78	8	9	82.11	64.24

SCH_NO	ZONE	SCHOOL NAME	APPR	PASS	COMP	FAIL	PASS_PER	QPI
52093	JH-F	DAV PUBLIC SCHOOL PO GIDI-A CCL HAZARIBAGH JH	14	14	0	0	100.00	64.01
50014	BR-C	S R DAV PUB SCH CHUNAPUR RD AERODROME PURNIA BR	48	33	12	3	68.75	64.00
8020	JH-C	DAV PUBLIC SCHOOL KUSUNDA COLLIERY DHANBAD JH	150	145	3	2	96.67	63.98
4145	HR-F	DAV CENTENARY PUB SCH TOHANA FATEHABAD HARYANA	132	88	18	26	66.67	63.78
3879	HR-F	KALI RAM DAV PUBLIC SCHOOL SAFIDON JIND HRY	147	129	5	13	87.76	63.76
8033	JH-F	DAV PUBLIC SCHOOL DHORI C C L BOKARO JHARKHAND	115	110	3	2	95.65	63.70
53095	OR-C	DAV PUBLIC SCHOOL PARADEEP JAGATSINGPUR OD	17	17	0	0	100.00	63.67
8221	JH-C	B N S DAV PUB SCHOOL BULAKI RD GIRIDIH JHARKHAND	364	335	19	10	92.03	63.57
8199	JH-F	BRL DAV PUB SCHOOL BHANDARIDAH BOKARO JHARKHAND	148	140	6	2	94.59	63.41
4675	PB-A	S D K L DAV CENTENARY PUBLIC SCHOOL MANSA PB	127	97	15	15	76.38	63.40
4081	HR-E	DAV SR SEC PUBLIC SCHOOL AMBALA CITY HARYANA	338	246	50	42	72.78	63.38
8144	JH-B	DAV CENTENARY PUBLIC SCHOOL GARHWA JHARKHAND	31	28	1	2	90.32	63.36
8760	NCR	DAV PUBLIC SCHOOL BRIJ VIHAR GHAZIABAD UP	103	94	6	3	91.26	63.32
50106	BR-F	DAV PUBLIC SCHOOL LALGANJ BUXAR BIHAR	63	52	11	0	82.54	63.23
8149	BR-C	DAV CENTENARY PUB SCH KABIRMATH KANDHEWARA SIWAN	167	124	29	14	74.25	63.17
8234	BR-C	DAV PUB SCH KHABRA PO MIRZAPUR MUZAFFARPUR BIHAR	35	24	5	6	68.57	63.07
8122	JH-F	DAV PUBLIC SCHOOL (TISCO) SINGHBHUM W JHARKHAND	82	80	2	0	97.56	63.00
8890	UL-A	DDM DAV PUBLIC SCHOOL KASHIPUR U S NAGAR UK	62	49	11	2	79.03	63.00
20069	HR-F	DAV CENT. PUB SCH KAITHAL RD NARWANA JIND HRY	40	29	10	1	72.50	62.99
8164	JH-C	DAV PUBLIC SCHOOL C C L PO BENIADIH GIRIDIH JH	153	135	11	7	88.24	62.94
3676	RJ-A	MANGALAM DAV PUBLIC SCHOOL MORAK KOTA RAJ	75	59	8	8	78.67	62.83
65549	DEL	JHABBAN LAL DAV PUB SCH PASCHIM VIHAR N DELHI	141	120	9	12	85.11	62.81
25316	PB-D	RMB DAV CENT PUB SCHL MUSAPUR RD NAWANHAHAR PB	41	36	4	1	87.80	62.67
8165	JH-F	DAV PUB SCHOOL PO DUGDA COAL WASHERY BOKARO JH	108	100	5	3	92.59	62.64
4105	HR-B	DAV CENTENARY PUB SCHOOL SEC 6 BAHADURGARH HRY	162	138	14	10	85.19	62.64

SCH_NO	ZONE	SCHOOL NAME	APPR	PASS	COMP	FAIL	PASS_PER	QPI
8202	BR-B	DAV PUBLIC SCHOOL KHETAN LANE JEHANABAD BIHAR	47	44	2	1	93.62	62.51
50185	BR-C	DAV PUB SCH NR BMP 6 MALIGHAT MUZAFFARPUR BIHAR	32	20	7	5	62.50	62.33
4278	NCR	DAV PUBLIC SCHOOL N H 3 N I T FARIDABAD HRY	171	139	23	9	81.29	62.31
8036	JH-D	DAV PUBLIC SCHOOL PO RAJRAPPA PROJ HAZARIBAGH JH	102	95	6	1	93.14	62.29
8017	JH-C	DAV MODEL SCHOOL CFRI PO F R I DHANBAD JHARKHAND	211	188	12	11	89.10	62.26
4528	PB-B	DAYANAND MODEL SR SEC SCHOOL JALANDHAR PUNJAB	164	129	27	8	78.66	62.19
4665	HR-D	DAV CENTENARY PUBLIC SCHOOL NABHA PATIALA PB	121	83	19	19	68.60	62.11
4752	HR-D	DAV PUBLIC SCHOOL RAJPURA PATIALA PUNJAB	35	29	4	2	82.86	61.83
3369	MP-C	DAV PUBLIC SCHOOL MAJHGAWAN MINES PANNA MP	14	12	2	0	85.71	61.79
52039	JH-D	DAV PUBLIC SCH SUR VIHAR CCL PO BACHRA CHATRA JH	54	51	3	0	94.44	61.69
4711	PB-C	S B R DAV PUB SCH TALWANDI BHAI FEROZEPUR PB	53	46	6	1	86.79	61.65
8228	JH-D	DAV PUBLIC SCHOOL KEDLA CCL HAZARIBAGH JHARKHAND	36	30	2	4	83.33	61.64
4608	PB-B	DR M C M DAV PUBLIC SCHOOL PATHANKOT PUNJAB	96	69	8	19	71.88	61.56
8875	UP-A	DAV CENTENARY PUB SCHOOL SHASTRI NAGAR MEERUT UP	281	216	42	23	76.87	61.31
50183	BR-C	MNJ DAV PUB SCH BEHAT JHANJHARPUR MADHUBANI BR	1	1	0	0	100.00	61.20
4375	HP-B	DAV CENTENARY PUBLIC SCHOOL RAJGARH SIRMOUR HP	7	5	1	1	71.43	61.14
3877	HR-B	R R N DAV PUBLIC SCHOOL VILL - KOSLI REWARI HRY	18	17	1	0	94.44	60.90
8300	JH-B	M B DAV PUBLIC SCHOOL LOHARDAGA JHARKHAND	44	31	6	7	70.45	60.85
3329	MP-C	DAV ACC PUBLIC SCHOOL KYMORE DT KATNI MP	44	38	1	5	86.36	60.82
8198	JH-E	DAV PUBLIC SCHOOL URJANAGAR MAHAGAMA GODDA JH	89	77	9	3	86.52	60.57
20120	HR-D	S R D DAV CENT PUB SCHOOL RANIA DT. SIRSA HRY	56	49	3	4	87.50	60.44
3897	HR-C	DAV CENTENARY PUBLIC SCHOOL SIWAN KAITHAL HRY	23	21	2	0	91.30	60.28

Satisfactory Category (55 to < 60)

SCH_NO	ZONE	SCHOOL NAME	APPR	PASS	COMP	FAIL	PASS_PER	QPI
20465	HR-G	DAV CENTENARY PUB SCHOOL NILOKHERI KARNAL HRY	26	19	5	2	73.08	59.97
9043	UP-A	DAV PUBLIC SCHOOL TTPP ASOPUR AMBEDKAR NAGAR UP	46	38	7	1	82.61	59.96
4756	PB-A	G N D DAV PUB SCHOOL BHIKHIWIND AMRITSAR PB	108	70	20	18	64.81	59.74
8011	JH-C	DAV PUBLIC SCHOOL MOONIDIH PROJECT DHANBAD JH	294	256	25	13	87.07	59.56
53032	OR-B	DAV PUB SCH NIMA PARA PURI OD	13	8	3	2	61.54	59.49
25259	PB-C	POLICE DAV PUBLIC SCHOOL DADHERA DT PATIALA PB	127	85	28	14	66.93	59.46
8231	BR-B	DAV PUBLIC SCHOOL DAYANAND VIHAR AURANGABAD BR	38	29	5	4	76.32	59.46
3836	HR-G	C M DAV SR SEC PUB SCH MANDI DABWALI SIRSA HRY	68	49	14	5	72.06	59.41
3911	HR-C	ANIL KR DAV PUB SCH ISMAILABAD KURUKSHETRA HRY	98	75	17	6	76.53	59.19
50350	BR-C	U S C D DAV PUBLIC SCHL MAHARAJGANJ SIWAN BR	14	10	2	2	71.43	58.96
4323	HP-B	DAV PUBLIC SCHOOL NAHAN SIRMOUR HP	8	6	0	2	75.00	58.93
8037	JH-D	DAV PUBLIC SCHOOL ARA KUJU AREA HAZARIBAGH JH	87	81	5	1	93.10	58.88
53083	OR-B	DAV PUBLIC SCHOOL SAIL-RMD BOLANI KEONJHAR OD	28	27	0	1	96.43	58.79
8689	UP-A	DAV PUBLIC SCHOOL UNCHAHAR RAE BARELI UP	80	58	11	11	72.50	58.62
20127	HR-C	POLICE PUB SCH NEW POLICE LINE COLONY HISSAR HRY	83	61	15	7	73.49	58.55
3439	MP-C	DAV CENTENARY PUB SCH AMLOHRI PROJ SIDHI MP	45	35	3	7	77.78	58.46
56086	WB-A	D S K DAV PUBLIC SCHOOL SIMULIA PURULIA WB	35	27	7	1	77.14	58.19
23002	HP-B	DAV CENT PUBLIC SCHOOL KOT KHAI SHIMLA HP	44	35	7	2	79.55	58.10
8209	BR-D	DAV PUB SCH DEEPTI NGR NTPC KAHALGAON BHAGALPUR	110	60	30	20	54.55	58.05
10280	CG-A	DAV ISPAT PUBLIC SCHOOL NANDINI TOWNSHIP DURG CG	66	34	2	30	51.52	58.03
4384	HP-B	S D S DAV CENT PUB SCHOOL KUMARHATTI SOLAN HP	18	16	1	1	88.89	57.92
8216	BR-F	DAV PUB SCHOOL DHANUPURA ARA BHOJPUR BIHAR	104	73	16	15	70.19	57.84
8887	UL-A	DAV CENTENARY PUBLIC SCHOOL HALDWANI NAINITAL UK	195	137	27	31	70.26	57.80
8929	UP-A	SEWA RAM DAV PUB SCH A V COLONY SAHARANPUR UP	190	134	17	39	70.53	57.79

SCH_NO	ZONE	SCHOOL NAME	APPR	PASS	COMP	FAIL	PASS_PER	QPI
9126	HR-G	DAV PUBLIC SCHOOL MEERUT ROAD BAGHPAT UP	53	41	4	8	77.36	57.69
8266	JH-F	DAV PUBLIC SCHOOL GUA RMD SAIL SINGHBHUM W JH	5	3	2	0	60.00	57.48
56008	WB-A	DAV PUB SCH EASTERN COAL FIEL LTD BURDWAN WB	47	37	8	2	78.72	57.24
4155	HR-E	MAJ R N KAPOOR DAV PUB SCHOOL AMBALA CANTT HRY	200	147	23	30	73.50	57.22
8010	JH-C	DAV PUB SCH ALKUSA COLLIERY KUSUNDA DHANBAD JH	124	87	26	11	70.16	57.15
8975	HR-G	DAV PUBLIC SCHOOL NTPC VIDYUT NGR G B NAGAR UP	41	30	5	6	73.17	57.10
52017	JH-B	S S DAV CENTENARY PUB SCHOOL KHUNTI RANCHI JH	90	72	12	6	80.00	56.86
50070	BR-F	DAV PUBLIC SCHOOL RATWAR BHABHUA KAIMUR BIHAR	19	7	7	5	36.84	56.79
4759	PB-B	KULWANT RAI JAIN DAV PUB SCH DEF CLY KAPURTHALA	61	36	11	14	59.02	56.39
20160	HR-E	DAV CENT PUB SCH BARARA AT SIMBLA AMBALA HRY	62	40	14	8	64.52	56.26
58004	JH-C	DAV PUBLIC SCH SEC-VI B S CITY BOKARO JHARKHAND	174	114	33	27	65.52	56.11
9266	HR-G	D P M PUBLIC SCHOOL BEHSUMA MAWANA RD MEERUT UP	98	63	12	23	64.29	55.99
57135	UL-A	DAV PUBLIC SCHOOL TEHSIL-BAZPUR U S NAGAR UK	39	23	9	7	58.97	55.91
25336	PB-D	DAV KRB PUBLIC SCHOOL, KOT ISE KHAN MOGA PB	7	6	0	1	85.71	55.69
4397	HP-B	DAV PUBLIC SCHOOL PARWANOO SOLAN HP	71	44	10	17	61.97	55.57
4622	PB-A	POLICE DAV PUB SCHOOL POLICE LINES AMRITSAR PB	162	99	20	43	61.11	55.11
58006	JH-C	DAV PUBLIC SCHOOL RANGAMATI SINDRI DHANBAD JH	20	15	2	3	75.00	55.07

Needs Improvement Category (<55)

SCH_NO	ZONE	SCHOOL NAME	APPR	PASS	COMP	FAIL	PASS_PER	QPI
8146	JH-C	DAV CENTENARY PUBLIC SCHOOL BANIAHIR DHANBAD JH	276	219	37	20	79.35	54.72
54364	UP-A	S F DAV PUB SCH G T RD MANSURPUR MUZAFFARNGR UP	31	19	4	8	61.29	54.72

SCH_NO	ZONE	SCHOOL NAME	APPR	PASS	COMP	FAIL	PASS_PER	QPI
3813	UP-A	DAV CENTENARY PUB SCH SAMALKHA PANIPAT HRY	47	26	9	12	55.32	54.71
3518	RJ-C	DAV CENTENARY PUBLIC SCHOOL ADARSH NAGAR AJMER	163	101	23	39	61.96	54.51
23054	HP-C	DAV PUBLIC SCHOOL VPO TIARA DT KANGRA HP	21	15	4	2	71.43	54.22
58017	JH-F	TSDAV PUB SCH BAHARAGORA GHATSILA E SINGHBHUM JH	27	17	7	3	62.96	54.01
8866	UP-A	SWARUP F DAV PUB SCH MUZAFFARNAGAR UP	103	74	13	16	71.84	53.70
52032	JH-B	DAV PUBLIC SCHOOL PO PANDRIPANI SIMDEGA JH	26	17	6	3	65.38	53.53
9251	HR-G	L S D DAV PUB SCHOOL PILKHUWA GHAZIABAD UP	117	71	20	26	60.68	53.36
50094	BR-G	DAV PUB SCH JAKHRAJ STHAN BARH MOKAMA PATNA BR	36	14	14	8	38.89	53.34
25055	PB-D	DAV PUBLIC SCHOOL KHANNA PB	29	16	3	10	55.17	52.69
20050	NCR	NTPC SACHDEVA INTL SCH NTPC TOWNSHIP FARIDABAD	30	17	3	10	56.67	52.59
5116	WB-A	DAV PUBLIC SCHOOL IMPHAL SANGAKPHAM MANIPUR	234	119	57	58	50.85	52.01
50003	BR-C	CS DAV PUB SCH CHHATAUNI MOTIHARI E CHAMPARAN BR	15	7	5	3	46.67	51.88
4247	HR-B	DAV PUBLIC SCHOOL KANINA MOHINDERGARH HARYANA	35	17	10	8	48.57	51.02
52027	JH-D	DAV PUB SCH URIMARI PO SAYAL HAZARIBAGH JHARKHAND	31	15	8	8	48.39	50.01
20325	HR-C	DAV CENTENARY PUBLIC SCHOOL KARNAL HARYANA	6	3	1	2	50.00	49.83
65878	DEL	C L BHALLA DAYANAND MODEL SCH JHANDEWALAN N DLJ	71	37	11	23	52.11	48.90
4164	HR-B	DAV CENTENARY PUB SCHOOL BHIWANI HARYANA	34	10	8	16	29.41	44.84
53076	OR-A	DAV PUB SCH BHATIPARA TITTLAGARH BOLANGIR OD	7	2	4	1	28.57	44.49
20015	HR-G	MATA RAM PIARI DAV PUB SCHL NIGDHU KARNAL HRY	6	0	3	3	0.00	44.23
57090	UL-A	DAV PUB SCH SHIMLA PISTAUUR RUDRAPUR U S NGR UK	18	8	2	8	44.44	43.26
4722	PB-C	C L SACHDEVA DAV CENT PUB SCH JAITU FARIDKOT PB	4	1	2	1	25.00	43.20
20103	HR-D	DAV PUB SCH PO SADHAURA DT. YAMUNA NAGAR HRY	20	8	3	9	40.00	41.25

Newly Opened Schools Under Needs Improvement Category (<55)

SCH_NO	ZONE	SCHOOL NAME	APPR	PASS	COMP	FAIL	PASS_PER	QPI
10353	CG-A	DAV MUKHYAMANTRI PU SC BHATCO BATAULI SURGUJA CG	11	4	2	5	36.36	48.45
10355	CG-A	DAV MUKHYAMANTRI PUB SCH KOTRI LORMI MUNGELI CG	20	7	2	11	35.00	45.41
10357	CG-A	DAV MUKHYAMANTRI PUB SCHOOL PATRATU BALRAMPUR CG	10	1	3	6	10.00	41.88
10369	CG-A	DAV MUKHYAMANTRI PU SCH DHARAMJAIGARH RAIGARH CG	16	2	2	12	12.50	37.88
10356	CG-A	DAV MUKHYAMANTRI PUB SCH LAKHANPUR SURGUJA CG	14	1	2	11	7.14	33.16
10361	CG-A	DAV MUKHYAMANTRI PUB SCH CHINTAKONTA BAJAPOR CG	7	0	1	6	0.00	31.83
10370	CG-A	DAV MUKHYAMANTRI PUB SCH BHAIYATHAN SURAJPUR CG	14	1	0	13	7.14	31.66
10360	CG-A	DAV MUKHYAMANTRI PUB SCH BHAWARMAL BALRAMPUR CG	45	1	2	42	2.22	31.25
10363	CG-A	DAV MUKHYAMANTRI PU SC KARANKI LUNDRA SURGUJA CG	35	2	0	33	5.71	30.20
10359	CG-A	DAV MUKHYAMANTRI PUB SCH PRATAPGARH SURGUJA CG	16	0	1	15	0.00	29.91
10349	CG-A	DAV MUKHYAMANTRI PUB SCH NARMADAPUR SURGUJA CG	19	0	1	18	0.00	29.69
10354	CG-A	DAV MUKHYAMANTRI PUB SCH KALAMANJAN SURAJPUR CG	31	0	1	30	0.00	28.03
10362	CG-A	DAV MUKHYAMANTRI PUB SCH KANAK NAGAR SURAJPUR CG	48	1	0	47	2.08	26.82
10358	CG-A	DAV MUKHYAMANTRI PUB SCH BHOPALPATNAM BIJAPUR CG	8	0	0	8	0.00	26.55

ANNEXURE-2

Zone-wise Qualitative Performance of Schools Senior Secondary School Examination-2017

SCH_NO	ZONE	SCHOOL NAME	APPR	PASS	COMP	FAIL	PASS_PER	QPI
6346	AP-A	DAV PUBLIC SCHOOL ACC COLONY WADI GULBARGA KK	19	19	0	0	100.00	78.09
6074	AP-A	DAV PUBLIC SCHOOL R K PURAM HYDERABAD TL	78	76	2	0	97.44	76.51
8240	BR-A	DAV PUBLIC SCHOOL B S E B COLONY PATNA BIHAR	195	193	0	2	98.97	75.85
8173	BR-A	DAV PUB SCHOOL CANTT RD KHAGAUL CAMPUS PATNA BR	157	137	15	5	87.26	71.47
50233	BR-A	DR G L D DAV PUB SCH T NAGAR KANKARBAGH PATNA BR	106	99	5	2	93.40	71.14
8285	BR-A	DAV PUBLIC SCHOOL PHULWARI SHARIF PATNA BIHAR	83	69	7	7	83.13	65.58
50034	BR-A	DR DUKHAN RAM DAV PUB SCHOOL DANAPUR PATNA BR	82	75	3	4	91.46	64.94
8200	BR-B	DAV PUBLIC SCHOOL CANTONMENT AREA GAYA BIHAR	219	212	3	4	96.80	67.70
50010	BR-B	DAV PUBLIC SCHOOL HANSRAJ NAGAR ROHTAS BIHAR	40	37	3	0	92.50	65.67
50028	BR-B	DAV PUB SCH LAJPATRAINGR DEHRI-ON-SONE ROHTAS BR	18	17	1	0	94.44	65.63
50007	BR-B	DAV PUBLIC SCH COLLEGE RD ROTARY CAMPUS GAYA BR	189	172	10	7	91.01	65.62
50040	BR-B	DAV PUB SCH PO MAHANANDPUR BR SHARIF NALANDA BR	28	25	1	2	89.29	65.44
8202	BR-B	DAV PUBLIC SCHOOL KHETAN LANE JEHANABAD BIHAR	47	44	2	1	93.62	62.51
8231	BR-B	DAV PUBLIC SCHOOL DAYANAND VIHAR AURANGABAD BR	38	29	5	4	76.32	59.46
50164	BR-C	DAV PUB SCH PO HARPUR AILOTH SAMASTIPUR BIHAR	40	39	1	0	97.50	71.02
5492	BR-C	DAV PUBLIC SCHOOL RANGIT NAGAR SOUTH SIKKIM	48	45	1	2	93.75	67.36
50191	BR-C	DAV PUBLIC SCHOOL SARA MOHANPUR DARBHANGA BIHAR	9	7	0	2	77.78	65.80
8282	BR-C	NIKHILSHYAM DAV PUB SCH DUMRA KOTHI SITAMARHI BR	28	23	5	0	82.14	65.73
50014	BR-C	S R DAV PUB SCH CHUNAPUR RD AERODROME PURNIA BR	48	33	12	3	68.75	64.00
8149	BR-C	DAV CENTENARY PUB SCH KABIRMATH KANDHEWARA SIWAN	167	124	29	14	74.25	63.17
8234	BR-C	DAV PUB SCH KHABRA PO MIRZAPUR MUZAFFARPUR BIHAR	35	24	5	6	68.57	63.07
50185	BR-C	DAV PUB SCH NR BMP 6 MALIGHAT MUZAFFARPUR BIHAR	32	20	7	5	62.50	62.33

SCH_NO	ZONE	SCHOOL NAME	APPR	PASS	COMP	FAIL	PASS_PER	QPI
50183	BR-C	MNJ DAV PUB SCH BEHAT JHANJHARPUR MADHUBANI BR	1	1	0	0	100.00	61.20
50350	BR-C	U S C D DAV PUBLIC SCHL MAHARAJGANJ SIWAN BR	14	10	2	2	71.43	58.96
50003	BR-C	CS DAV PUB SCH CHHATAUNI MOTIHARI E CHAMPARAN BR	15	7	5	3	46.67	51.88
50044	BR-D	DAV PUBLIC SCHOOL PO BARARI BHAGALPUR BIHAR	77	73	3	1	94.81	67.14
50059	BR-D	DAV PUBLIC SCHOOL PURAB SARAI MUNGER BIHAR	2	1	1	0	50.00	65.90
8209	BR-D	DAV PUB SCH DEEPTI NGR NTPC KAHALGAON BHAGALPUR	110	60	30	20	54.55	58.05
50106	BR-F	DAV PUBLIC SCHOOL LALGANJ BUXAR BIHAR	63	52	11	0	82.54	63.23
8216	BR-F	DAV PUB SCHOOL DHANUPURA ARA BHOJPUR BIHAR	104	73	16	15	70.19	57.84
50070	BR-F	DAV PUBLIC SCHOOL RATWAR BHABHUA KAIMUR BIHAR	19	7	7	5	36.84	56.79
8177	BR-G	SHYAMLAL DAV PUB SCH RAJENDRA NGR KHAGARIA BR	8	8	0	0	100.00	75.83
8284	BR-G	B R DAV PUB SCHOOL PO BARAUNI R T BEGUSARAI BR	174	167	6	1	95.98	73.66
8078	BR-G	DAV PUB SCH URVARAK NGR HFC BARAUNI BEGUSARAI BR	47	41	6	0	87.23	67.99
50001	BR-G	DAV PUB SCH NR BMP CAMPUS PO DUMRI BEGUSARAI BR	17	16	1	0	94.12	64.25
50094	BR-G	DAV PUB SCH JAKHRAJ STHAN BARH MOKAMA PATNA BR	36	14	14	8	38.89	53.34
3346	CG-A	DAV PUB SCH SECL BARTUNGA CHIRIMIRI KOREA CG	46	45	1	0	97.83	75.88
10318	CG-A	MONNET DAV PUB SCH M I E L TOWNSHIP RAIGARH CG	27	27	0	0	100.00	75.12
10260	CG-A	DAV PUBLIC SCHOOL SECL JRC COMPLEX KORBA CG	39	37	0	2	94.87	74.73
3189	CG-A	DAV PUBLIC SCHOOL VASANT VIHAR BILASPUR CG	164	153	9	2	93.29	73.66
3385	CG-A	TATA DAV PUB SCHOOL TSCD SONADIH RAIPUR CG	67	65	2	0	97.01	73.24
3232	CG-A	DAV PUBLIC SCHOOL ACC JAMUL DURG CG	75	73	2	0	97.33	73.18
10290	CG-A	DAV PUBLIC SCHOOL SECL JHILIMILI KORIYA CG	30	29	1	0	96.67	71.56
3343	CG-A	DAV PUB SCH SECL KUSMUNDA KORBA CG	60	58	2	0	96.67	71.07
3417	CG-A	DAV PUBLIC SCHOOL SECL BISHRAMPUR SURGUJA CG	115	111	4	0	96.52	70.51
3234	CG-A	DAV ISPAT SR SEC PUB SCH DALLI RAJHARA DURG CG	117	108	9	0	92.31	70.25
3492	CG-A	DAV PUB SCH BHATGAON AREA SECL SURGUJA CG	41	37	4	0	90.24	69.17

SCH_NO	ZONE	SCHOOL_NAME	APPR	PASS	COMP	FAIL	PASS_PER	QPI
3375	CG-A	DAV PUBLIC SCHOOL SECL CHHAL DT RAIGARH CG	47	42	5	0	89.36	68.09
10221	CG-A	LIONS DAV PUB SCH AKALTARA JANJGIR CHAMPA CG	17	13	2	2	76.47	66.89
3341	CG-A	DAV PUBLIC SCH GEVRA PROJECT DT KORBA CG	109	92	13	4	84.40	66.66
3227	CG-A	DAV PUBLIC SCHOOL HUDCO BHILAI DURG CG	143	122	18	3	85.31	66.59
10248	CG-A	MONNET DAV PUBLIC SCHOOL MANDIR HASAUD RAIPUR CG	27	23	3	1	85.19	65.10
10280	CG-A	DAV ISPAT PUBLIC SCHOOL NANDINI TOWNSHIP DURG CG	66	34	2	30	51.52	58.03
10353	CG-A	DAV MUKHYAMANTRI PU SC BHATCO BATAULI SURGUJA CG	11	4	2	5	36.36	48.45
10355	CG-A	DAV MUKHYAMANTRI PUB SCH KOTRI LORMI MUNGELI CG	20	7	2	11	35.00	45.41
10357	CG-A	DAV MUKHYAMANTRI PUB SCHOOL PATRATU BALRAMPUR CG	10	1	3	6	10.00	41.88
10369	CG-A	DAV MUKHYAMANTRI PU SCH DHARAMJAIGARH RAIGARH CG	16	2	2	12	12.50	37.88
10356	CG-A	DAV MUKHYAMANTRI PUB SCH LAKHANPUR SURGUJA CG	14	1	2	11	7.14	33.16
10361	CG-A	DAV MUKHYAMANTRI PUB SCH CHINTAKONTA BAJAPOR CG	7	0	1	6	0.00	31.83
10370	CG-A	DAV MUKHYAMANTRI PUB SCH BHAIYATHAN SURAJPUR CG	14	1	0	13	7.14	31.66
10360	CG-A	DAV MUKHYAMANTRI PUB SCH BHAWARMAL BALRAMPUR CG	45	1	2	42	2.22	31.25
10363	CG-A	DAV MUKHYAMANTRI PU SC KARANKI LUNDRA SURGUJA CG	35	2	0	33	5.71	30.20
10359	CG-A	DAV MUKHYAMANTRI PUB SCH PRATAPGARH SURGUJA CG	16	0	1	15	0.00	29.91
10349	CG-A	DAV MUKHYAMANTRI PUB SCH NARMADAPUR SURGUJA CG	19	0	1	18	0.00	29.69
10354	CG-A	DAV MUKHYAMANTRI PUB SCH KALAMANJAN SURAJPUR CG	31	0	1	30	0.00	28.03
10362	CG-A	DAV MUKHYAMANTRI PUB SCH KANAK NAGAR SURAJPUR CG	48	1	0	47	2.08	26.82
10358	CG-A	DAV MUKHYAMANTRI PUB SCH BHOPALPATNAM BIJAPUR CG	8	0	0	8	0.00	26.55
4877	CH	DAV PUBLIC SCHOOL SECTOR 8-C CHANDIGARH	85	79	6	0	92.94	76.76
4923	CH	K B DAV CENTENARY PUB SCH SEC 7-B CHANDIGARH	188	183	5	0	97.34	75.41
4826	CH	DAV MODEL SCHOOL SECTOR 15-A CHANDIGARH	207	186	14	7	89.86	70.28
65026	DEL	DAV PUBLIC SCHOOL SRESHTHA VIHAR DELHI	290	290	0	0	100.00	83.56
65023	DEL	SHAHEED RAJPAL DAV PUB SCH DAYANAND VIHAR DLI	323	322	1	0	99.69	82.24

SCH_NO	ZONE	SCHOOL NAME	APPR	PASS	COMP	FAIL	PASS_PER	QPI
65406	DEL	DAV PUB SCH PUSHPANJALI ENCL. PITAM PURA DL	281	281	0	0	100.00	81.84
65405	DEL	DARBARI LAL DAV MODEL S SS PITAMPURA DELHI	298	297	1	0	99.66	79.67
65392	DEL	KULACHI HANSRAJ MODEL SCHOOL ASHOK VIHAR DELHI	375	371	3	1	98.93	79.03
65354	DEL	DARBARI LAL DAV MODEL SCH SHALIMAR BAGH DELHI	240	239	1	0	99.58	76.16
65575	DEL	VEDA VYASA DAV PUBLIC SCH VIKASPURI ND	227	227	0	0	100.00	76.07
65541	DEL	DAV CENTENARY PUB SCH PASCHIM ENCL.ROHTAK RD N D	140	139	1	0	99.29	75.34
65450	DEL	DAV PUBLIC SCHOOL ASHOK VIHAR PHASE IV DELHI	143	143	0	0	100.00	75.03
65646	DEL	DAV PUBLIC SCH SECT B-PKT-1 VASANT KUNJ ND	148	145	3	0	97.97	74.89
65485	DEL	HANS RAJ MODEL SCHOOL RD 73 PUNJABI BAGH N DELHI	410	396	10	4	96.59	74.68
65556	DEL	DAV PUB SCHOOL CHANDER NGR JANAK PURI NEW DLI	69	68	1	0	98.55	73.63
65048	DEL	S S LATA SETHI DAV PUB SCH MAUSAM VIHAR DELHI	151	149	2	0	98.68	72.78
65805	DEL	DAV PUBLIC SCH KAILASH HILLS EOK ND-65	111	109	2	0	98.20	72.28
76006	DEL	DAV PUBLIC SCH. JASOLA VIHAR NEW DELHI	147	143	4	0	97.28	72.14
65654	DEL	SURAJ BHAN DAV PUBLIC SCH VASANT VIHAR ND	164	162	1	1	98.78	71.12
65381	DEL	DAV PUBLIC SCHOOL SECTOR VII ROHINI DELHI	225	219	4	2	97.33	70.99
65348	DEL	DAV CENT PUB SCH SEC B4 PKT-5 DDA PRJ NARELA ND	161	155	4	2	96.27	69.97
65337	DEL	A G DAV CENTENARY PUB SCH MODEL TOWN DELHI	115	104	5	6	90.43	69.52
65047	DEL	DAV PUB SCH PKT-C LIG FLATS EAST OF LONI RD DL	27	27	0	0	100.00	69.18
65549	DEL	JHABBAN LAL DAV PUB SCH PASCHIM VIHAR N DELHI	141	120	9	12	85.11	62.81
65878	DEL	C L BHALLA DAYANAND MODEL SCH JHANDEWALAN N DLI	71	37	11	23	52.11	48.90
23075	HP-A	T R DAV PUB SR SEC SCH PO KANGOO HAMIRPUR HP	75	75	0	0	100.00	76.60
23080	HP-A	DAV PUBLIC SR SEC SCHOOL BHAROLI DT KANGRA HP	54	54	0	0	100.00	76.44
23048	HP-A	DAV PUBLIC SCHOOL MOH-HARDASPURA DT CHAMBA HP	56	54	2	0	96.43	72.98
4412	HP-A	M H S AGRI COLLEGIATE SCH NAGBANI JAMMU TAWI J&K	189	172	12	5	91.01	69.51
4350	HP-B	DAV PUBLIC SCHOOL SECTOR - IV NEW SHIMLA HP	180	179	1	0	99.44	77.06

SCH_NO	ZONE	SCHOOL NAME	APPR	PASS	COMP	FAIL	PASS_PER	QPI
4386	HP-B	DAV A VIDYA NIKETAN DARLAGHAT ARKI SOLAN HP	51	49	2	0	96.08	74.75
4359	HP-B	M R A DAV PUBLIC SCHOOL ANAND COMPLEX SOLAN HP	147	133	13	1	90.48	70.03
4365	HP-B	DAV PUBLIC SCHOOL RAMPUR BUSHAHR SHIMLA HP	36	34	2	0	94.44	68.20
23028	HP-B	DAV PUB SCH P.O. HATKOTI DT. SHIMLA HP	64	61	1	2	95.31	68.18
4316	HP-B	DAV SIRMOUR PUBLIC SCHOOL PAONTA SAHIB HP	95	78	8	9	82.11	64.24
4375	HP-B	DAV CENTENARY PUBLIC SCHOOL RAJGARH SIRMOUR HP	7	5	1	1	71.43	61.14
4323	HP-B	DAV PUBLIC SCHOOL NAHAN SIRMOUR HP	8	6	0	2	75.00	58.93
23002	HP-B	DAV CENT PUBLIC SCHOOL KOT KHAI SHIMLA HP	44	35	7	2	79.55	58.10
4384	HP-B	S D S DAV CENT PUB SCHOOL KUMARHATTI SOLAN HP	18	16	1	1	88.89	57.92
4397	HP-B	DAV PUBLIC SCHOOL PARWANOO SOLAN HP	71	44	10	17	61.97	55.57
4351	HP-C	M C M DAV SR SEC PUB SCH BAGHNI DT KANGRA HP	76	76	0	0	100.00	78.79
4381	HP-C	DAV SR SEC PUB SCHOOL LAKKAR BAZAR SHIMLA HP	279	279	0	0	100.00	77.10
4314	HP-C	DAV PUBLIC SCHOOL PALAMPUR KANGRA HP	68	68	0	0	100.00	75.88
4344	HP-C	DAYANAND PUBLIC SCHOOL THE MALL SHIMLA HP	98	93	4	1	94.90	75.12
4379	HP-C	DAV PUBLIC SCHOOL ALAMPUR KANGRA HP	69	67	2	0	97.10	73.99
4376	HP-C	BHAGIRATHI DASS DAV PUB SCH DHARAMSHALA HP	38	37	1	0	97.37	72.74
23023	HP-C	DAV PUBLIC SCHOOL NAGROTA DT. KANGRA HP	31	31	0	0	100.00	72.51
4353	HP-C	DAV PUBLIC SCHOOL DEHRA GOPIPUR KANGRA HP	99	96	3	0	96.97	72.28
4377	HP-C	DAV PUBLIC SCHOOL AMBOTA UNA HIMACHAL PRADESH	57	56	0	1	98.25	69.50
4331	HP-C	DAV CENTENARY PUBLIC SCHOOL UNA HP	193	174	17	2	90.16	67.32
4346	HP-C	I B DAV PUB SCHOOL NARWANA YOL CAMP KANGRA HP	35	33	2	0	94.29	67.10
4395	HP-C	M I A DAV PUBLIC SCHOOL MEHATPUR UNA HP	50	44	5	1	88.00	66.28
4366	HP-C	DR DEVI CHAND DAV PUBLIC SCHOOL MOHAL KULLU HP	93	81	3	9	87.10	65.05
23054	HP-C	DAV PUBLIC SCHOOL VPO TIARA DT KANGRA HP	21	15	4	2	71.43	54.22
23017	HP-E	DAV PUBLIC SCHOOL GHUMARWIN BILASPUR HP	37	37	0	0	100.00	74.57

SCH_NO	ZONE	SCHOOL NAME	APPR	PASS	COMP	FAIL	PASS_PER	QPI
4301	HP-E	DAV SR SEC PUBLIC SCHOOL BARMANA BILASPUR HP	64	63	1	0	98.44	72.86
4371	HP-E	DAV PUBLIC SCHOOL BILASPUR HP	50	44	5	1	88.00	65.56
4398	HP-F	DAV PUBLIC SCHOOL GREYOH SARKHA GHAT MANDI HP	37	37	0	0	100.00	78.41
4352	HP-F	DAV PUBLIC SCHOOL HAMIRPUR HP	87	86	1	0	98.85	76.86
4330	HP-F	DAV CENTENARY PUB SCH JAWAHAR NAGAR MANDI HP	122	115	7	0	94.26	74.31
23032	HP-F	DAV PUB SCHOOL SUNDER NAGAR MANDI HP	101	93	8	0	92.08	71.01
4178	HR-B	M L S DAV PUB SCHOOL NARNAUL MOHINDERGARH HRY	183	162	13	8	88.52	71.95
4273	HR-B	DAV PUBLIC SCHOOL MOHINDERGARH HARYANA	16	13	1	2	81.25	71.35
4105	HR-B	DAV CENTENARY PUB SCHOOL SEC 6 BAHADURGARH HRY	162	138	14	10	85.19	62.64
3877	HR-B	R R N DAV PUBLIC SCHOOL VILL- KOSLI REWARI HRY	18	17	1	0	94.44	60.90
4247	HR-B	DAV PUBLIC SCHOOL KANINA MOHINDERGARH HARYANA	35	17	10	8	48.57	51.02
4164	HR-B	DAV CENTENARY PUB SCHOOL BHIWANI HARYANA	34	10	8	16	29.41	44.84
4141	HR-C	O S DAV PUBLIC SCHOOL KAITHAL HARYANA	323	323	0	0	100.00	82.12
4256	HR-C	DAV PUBLIC SCHOOL SEC 3 U E KURUKSHETRA HRY	177	169	6	2	95.48	77.29
3808	HR-C	DAV CENTENARY PUB SCH PEHOWA KURUKSHETRA HRY	92	86	3	3	93.48	72.52
4300	HR-C	DAV PUBLIC SCHOOL PUNDRI KAITHAL HARYANA	118	111	7	0	94.07	68.49
4113	HR-C	DAV PUBLIC SCHOOL CHEEKA KAITHAL HARYANA	233	214	17	2	91.85	65.66
4099	HR-C	HARYANA POLICE PUBLIC SCHOOL MADHUBAN KARNAL HRY	62	57	4	1	91.94	64.76
3897	HR-C	DAV CENTENARY PUBLIC SCHOOL SIWAN KAITHAL HRY	23	21	2	0	91.30	60.28
3911	HR-C	ANIL KR DAV PUB SCH ISMAILABAD KURUKSHETRA HRY	98	75	17	6	76.53	59.19
20127	HR-C	POLICE PUB SCH NEW POLICE LINE COLONY HISSAR HRY	83	61	15	7	73.49	58.55
20325	HR-C	DAV CENTENARY PUBLIC SCHOOL KARNAL HARYANA	6	3	1	2	50.00	49.83
4292	HR-D	HANSRAJ PUBLIC SCHOOL SECTOR 6 PANCHKULA HARYANA	27	27	0	0	100.00	77.54
25001	HR-D	DAV PUBLIC SCHOOL PHASE X MOHALI PUNJAB	50	45	2	3	90.00	74.15
4085	HR-D	DAV SR SEC PUB SCHOOL SECTOR 8 PANCHKULA HRY	40	37	3	0	92.50	73.60

SCH_NO	ZONE	SCHOOL NAME	APPR	PASS	COMP	FAIL	PASS_PER	QPI
4125	HR-D	DAV CENTENARY PUBLIC SCHOOL SIRSA HARYANA	121	107	7	7	88.43	72.63
3891	HR-D	MATA PUNNA DEVI DAV PUB SCHOOL KALANWALI SIRSA	55	51	4	0	92.73	69.19
20109	HR-D	DAV CENT PUB SCH RADAUR DT. YAMUNA NAGAR HRY	66	61	5	0	92.42	68.72
4588	HR-D	B B M B DAV PUB SCH NANGAL TOWNSHIP PUNJAB	105	98	5	2	93.33	67.75
4058	HR-D	DAV PUBLIC SCHOOL YAMUNA NAGAR HARYANA	90	74	9	7	82.22	67.65
4056	HR-D	CHAMANILAL DAV SR PUB SCH PANCHKULA HRY	56	52	4	0	92.86	67.05
4009	HR-D	DAV SR PUBLIC SCHOOL SURAJPUR PANCHKULA HRY	95	84	7	4	88.42	65.59
4082	HR-D	DAV PUBLIC SCHOOL NARAINGARH HARYANA	182	148	28	6	81.32	65.33
4665	HR-D	DAV CENTENARY PUBLIC SCHOOL NABHA PATIALA PB	121	83	19	19	68.60	62.11
4752	HR-D	DAV PUBLIC SCHOOL RAJPURA PATIALA PUNJAB	35	29	4	2	82.86	61.83
20120	HR-D	S R D DAV CENT PUB SCHOOL RANIA DT. SIRSA HRY	56	49	3	4	87.50	60.44
20103	HR-D	DAV PUB SCH PO SADHAURA DT. YAMUNA NAGAR HRY	20	8	3	9	40.00	41.25
3904	HR-E	POLICE DAV PUBLIC SCHOOL AMBALA CITY HARYANA	126	119	6	1	94.44	70.37
4081	HR-E	DAV SR SEC PUBLIC SCHOOL AMBALA CITY HARYANA	338	246	50	42	72.78	63.38
4155	HR-E	MAJ R N KAPOOR DAV PUB SCHOOL AMBALA CANTT HRY	200	147	23	30	73.50	57.22
20160	HR-E	DAV CENT PUB SCH BARARA AT SIMBLA AMBALA HRY	62	40	14	8	64.52	56.26
4213	HR-F	S B P DAV CENTENARY PUB SCH FATEHABAD HARYANA	131	129	1	1	98.47	80.11
4221	HR-F	DAV CENTENARY PUB SCHOOL URBAN ESTATE JIND HRY	301	269	19	13	89.37	74.31
20005	HR-F	DAV CENT PUB SCHOOL JAKHAL MANDI FATEHABAD HRY	102	96	4	2	94.12	70.27
20466	HR-F	DAV PUBLIC SCHOOL RATIA DISTT FATEHABAD	59	54	5	0	91.53	66.16
4145	HR-F	DAV CENTENARY PUB SCH TOHANA FATEHABAD HARYANA	132	88	18	26	66.67	63.78
3879	HR-F	KALI RAM DAV PUBLIC SCHOOL SAFIDON JIND HRY	147	129	5	13	87.76	63.76
20069	HR-F	DAV CENT. PUB SCH KAITHAL RD NARWANA JIND HRY	40	29	10	1	72.50	62.99
4116	HR-G	K L ARYA DAV PUBLIC SCHOOL HISSAR HARYANA	283	252	21	10	89.05	69.17
20083	HR-G	DAV PUBLIC SCHOOL ASSANDH DT. KARNAL HRY	97	82	7	8	84.54	66.32

SCH_NO	ZONE	SCHOOL NAME	APPR	PASS	COMP	FAIL	PASS_PER	QPI
20465	HR-G	DAV CENTENARY PUB SCHOOL NILOKHERI KARNAL HRY	26	19	5	2	73.08	59.97
3836	HR-G	C M DAV SR SEC PUB SCH MANDI DABWALI SIRSA HRY	68	49	14	5	72.06	59.41
9126	HR-G	DAV PUBLIC SCHOOL MEERUT ROAD BAGHPAT UP	53	41	4	8	77.36	57.69
8975	HR-G	DAV PUBLIC SCHOOL NTPC VIDYUT NGR G B NAGAR UP	41	30	5	6	73.17	57.10
9266	HR-G	D P M PUBLIC SCHOOL BEHSUMA MAWANA RD MEERUT UP	98	63	12	23	64.29	55.99
9251	HR-G	L S D DAV PUB SCHOOL PILKHUWA GHAZIABAD UP	117	71	20	26	60.68	53.36
20015	HR-G	MATA RAM PIARI DAV PUB SCHL NIGDHU KARNAL HRY	6	0	3	3	0.00	44.23
8232	JH-B	DAV PUBLIC SCHOOL GANDHI NAGAR CCL RANCHI JH	291	274	12	5	94.16	73.94
58016	JH-B	S R DAV PUBLIC SCHOOL PUNDAG RANCHI JHARKHAND	67	67	0	0	100.00	70.74
8237	JH-B	M K DAV PUB SCH CHIANKI DALTONGANJ PALAMAU JH	246	242	3	1	98.37	70.66
8253	JH-B	DAV PUBLIC SCHOOL BARIATU ROAD RANCHI JHARKHAND	353	348	4	1	98.58	70.58
8064	JH-B	DAV CO-OP SR SEC SCHOOL KHALARI RANCHI JHARKHAND	49	49	0	0	100.00	70.03
8147	JH-B	DAV PUBLIC SCHOOL ITKI ROAD PO HEHAL RANCHI JH	554	521	24	9	94.04	69.85
8233	JH-B	DAV KAPIL DEV PUB SCHOOL KADRU RANCHI JH	561	522	29	10	93.05	68.47
52078	JH-B	DAV PUB SCH LOHARDAGA ROAD GUMLA JHARKHAND	100	93	7	0	93.00	67.22
52099	JH-B	N S DAV PUBLIC SCH GOSHALA COMPLEX KANKE RANCHI	92	87	3	2	94.57	65.68
8144	JH-B	DAV CENTENARY PUBLIC SCHOOL GARHWA JHARKHAND	31	28	1	2	90.32	63.36
8300	JH-B	M B DAV PUBLIC SCHOOL LOHARDAGA JHARKHAND	44	31	6	7	70.45	60.85
52017	JH-B	S S DAV CENTENARY PUB SCHOOL KHUNTI RANCHI JH	90	72	12	6	80.00	56.86
52032	JH-B	DAV PUBLIC SCHOOL PO PANDRIPANI SIMDEGA JH	26	17	6	3	65.38	53.53
8007	JH-C	DAV PUBLIC SCH BCCL KOYLA NGR DHANBAD JHARKHAND	464	456	8	0	98.28	71.91
8014	JH-C	DAV PUBLIC SCHOOL SECTOR-IV B S CITY BOKARO JH	672	662	9	1	98.51	71.39
8155	JH-C	TATA DAV SCHOOL PO JAMADOBA DHANBAD JHARKHAND	115	114	1	0	99.13	65.88
8222	JH-C	TATA DAV SCHOOL TISCO SIJUA BHELATAND DHANBAD JH	185	175	10	0	94.59	64.49
8020	JH-C	DAV PUBLIC SCHOOL KUSUNDA COLLIERY DHANBAD JH	150	145	3	2	96.67	63.98

SCH_NO	ZONE	SCHOOL_NAME	APPR	PASS	COMP	FAIL	PASS_PER	QPI
8221	JH-C	B N S DAV PUB SCHOOL BULAKI RD GIRIDIH JHARKHAND	364	335	19	10	92.03	63.57
8164	JH-C	DAV PUBLIC SCHOOL C C L PO BENIADIH GIRIDIH JH	153	135	11	7	88.24	62.94
8017	JH-C	DAV MODEL SCHOOL CFRI PO F R I DHANBAD JHARKHAND	211	188	12	11	89.10	62.26
8011	JH-C	DAV PUBLIC SCHOOL MOONIDIH PROJECT DHANBAD JH	294	256	25	13	87.07	59.56
8010	JH-C	DAV PUB SCH ALKUSA COLLIERY KUSUNDA DHANBAD JH	124	87	26	11	70.16	57.15
58004	JH-C	DAV PUBLIC SCH SEC-VI B S CITY BOKARO JHARKHAND	174	114	33	27	65.52	56.11
58006	JH-C	DAV PUBLIC SCHOOL RANGAMATI SINDRI DHANBAD JH	20	15	2	3	75.00	55.07
8146	JH-C	DAV CENTENARY PUBLIC SCHOOL BANIAHIR DHANBAD JH	276	219	37	20	79.35	54.72
8143	JH-D	DAV PUBLIC SCH N T S BARKAKHANA HAZARIBAGH JH	64	64	0	0	100.00	73.58
8239	JH-D	PVSS DAV PUB SCH JHUMRITELAIYA KODERMA JHARKHAND	70	69	1	0	98.57	72.41
8281	JH-D	DAV PUBLIC SCHOOL CANARY HILL ROAD HAZARIBAGH JH	367	353	11	3	96.19	71.52
8248	JH-D	DAV PUB SCHOOL TAPIN NORTH HAZARIBAGH JHARKHAND	22	20	2	0	90.91	70.59
8287	JH-D	AGRASEN DAV PUB SCH BHARECH NGR HAZARIBAGH JH	152	152	0	0	100.00	69.42
8110	JH-D	TATA DAV PUB SCHOOL TISCO HAZARIBAGH JHARKHAND	84	81	1	2	96.43	66.37
8036	JH-D	DAV PUBLIC SCHOOL PO RAJRAPPA PROJ HAZARIBAGH JH	102	95	6	1	93.14	62.29
52039	JH-D	DAV PUBLIC SCH SUR VIHAR CCL PO BACHRA CHATRA JH	54	51	3	0	94.44	61.69
8228	JH-D	DAV PUBLIC SCHOOL KEDLA CCL HAZARIBAGH JHARKHAND	36	30	2	4	83.33	61.64
8037	JH-D	DAV PUBLIC SCHOOL ARA KUJU AREA HAZARIBAGH JH	87	81	5	1	93.10	58.88
52027	JH-D	DAV PUB SCH URIMARI PO SAYAL HAZARIBAGH JHARKHAND	31	15	8	8	48.39	50.01
52003	JH-E	DAV PUBLIC SCHOOL GOKULPUR PAKUR JHARKHAND	45	45	0	0	100.00	75.52
52088	JH-E	SAVITRI DEVI DAV PUB SCH PO & DISTT JAMTARA JH	52	50	2	0	96.15	70.72
52014	JH-E	G D DAV PUB SCH BHANDARKOLA SATAR RD DEOGARH JH	117	95	13	9	81.20	64.61
8298	JH-E	DAV PUBLIC SCHOOL SP MINES CHITRA DEOGHAR JH	11	11	0	0	100.00	64.40
8198	JH-E	DAV PUBLIC SCHOOL URJANAGAR MAHAGAMA GODDA JH	89	77	9	3	86.52	60.57
9502	JH-F	DAV PUB SCH BISTUPUR JAMSHEDPUR SINGHBHUM E JH	493	451	27	15	91.48	74.07

SCH_NO	ZONE	SCHOOL NAME	APPR	PASS	COMP	FAIL	PASS_PER	QPI
8163	JH-F	DAV PUBLIC SCHOOL CCL KATHARA BOKARO JHARKHAND	58	58	0	0	100.00	73.03
8089	JH-F	DAV PUBLIC SCHOOL ACC JHINKPANI SINGHBHUM W JH	11	11	0	0	100.00	71.38
8192	JH-F	DAV PUB SCHOOL PO SWANG COLLIERY CCL BOKARO JH	96	96	0	0	100.00	70.37
8214	JH-F	S J DAV PUB SCH CHAIBASHA SINGHBHUM W JHARKHAND	104	100	4	0	96.15	70.18
9523	JH-F	DAV PUBLIC SCHOOL ADITYAPUR SINGHBHUM W JH	249	212	31	6	85.14	64.41
8229	JH-F	DAV PUB SCHOOL TENUGHAT T P S LALPANIA BOKARO JH	16	16	0	0	100.00	64.28
52093	JH-F	DAV PUBLIC SCHOOL PO GIDI-A CCL HAZARIBAGH JH	14	14	0	0	100.00	64.01
8033	JH-F	DAV PUBLIC SCHOOL DHORI C C L BOKARO JHARKHAND	115	110	3	2	95.65	63.70
8199	JH-F	BRL DAV PUB SCHOOL BHANDARIDAH BOKARO JHARKHAND	148	140	6	2	94.59	63.41
8122	JH-F	DAV PUBLIC SCHOOL (TISCO) SINGHBHUM W JHARKHAND	82	80	2	0	97.56	63.00
8165	JH-F	DAV PUB SCHOOL PO DUGDA COAL WASHERY BOKARO JH	108	100	5	3	92.59	62.64
8266	JH-F	DAV PUBLIC SCHOOL GUA RMD SAIL SINGHBHUM W JH	5	3	2	0	60.00	57.48
58017	JH-F	TSDAV PUB SCH BAHARAGORA GHATSILA E SINGHBHUM JH	27	17	7	3	62.96	54.01
6800	MH-A	J H AMBANI SCHOOL LODHIVALI CHOWK RAIGAD MR	62	61	1	0	98.39	78.46
6868	MH-A	PETROCHEMICALS VIDAYALAYA RAIGAD MAHARASHTRA	26	25	1	0	96.15	72.33
13114	MH-A	TATA CHEM DAV PUB SCH MITHAPUR DWARKA JAMNAGAR	45	45	0	0	100.00	69.24
6863	MH-B	DAV PUBLIC SCHOOL PUNE MAHARASHTRA	239	238	1	0	99.58	85.75
6842	MH-B	DAV PUBLIC SCHOOL NEW PANVEL NAVI MUMBAI MR	171	170	1	0	99.42	83.00
6844	MH-B	DAV PUBLIC SCHOOL NERUL NAVI MUMBAI MR	185	181	4	0	97.84	81.88
6898	MH-B	DAV INTL SCH KHARGHAR NAVI MUMBAI MR	94	94	0	0	100.00	81.35
6843	MH-B	DAV PUBLIC SCHOOL AIROLI NAVI MUMBAI MR	175	165	9	1	94.29	77.20
3326	MP-C	DAV ACC PUBLIC SCHOOL KATNI M P	13	12	1	0	92.31	77.15
14374	MP-C	DAV BORL PUBLIC SCHOOL BORL TOWNSHIP SAGAR MP	44	44	0	0	100.00	75.26
8833	MP-C	DAV PUBLIC SCHOOL A T P ANPARA SONEBHADRA UP	102	101	1	0	99.02	73.35
3436	MP-C	DAV PUBLIC SCHOOL NIGAHI NCL SIDHI MP	77	76	1	0	98.70	71.37

SCH_NO	ZONE	SCHOOL NAME	APPR	PASS	COMP	FAIL	PASS_PER	QPI
8588	MP-C	DAV PUBLIC SR SEC SCHOOL BINA SONEBHADRA UP	143	139	1	3	97.20	70.33
9246	MP-C	DAV PUBLIC SCHOOL KHADIA(NCL) SONEBHADRA UP	34	32	2	0	94.12	69.91
3432	MP-C	DAV BURHAR PUB SCHOOL PAKARIA BURHAR SHAHDOL M P	80	71	7	2	88.75	69.89
3440	MP-C	DAV PUB SCH JHINGARDAH PROJECT-NCL SIDHI MP	20	20	0	0	100.00	68.72
8860	MP-C	DAV PUBLIC SCHOOL T P P RIHAND NGR SONEBHADRA UP	67	60	6	1	89.55	68.62
54631	MP-C	DAV PUBLIC SCHOOL ROBERTSGANJ SONEBHADRA UP	65	65	0	0	100.00	68.58
3445	MP-C	DAV PUB SCH DUDHICHUA PROJECT JAYANT SIDHI M P	158	155	2	1	98.10	68.11
3330	MP-C	JPV DAV PUB SCH FCI GODOWN PURENI CHAKA KATNI MP	43	41	2	0	95.35	65.11
3328	MP-C	DAV CENTENARY PUB SCH KUTESHWAR DT KATNI MP	32	26	6	0	81.25	64.57
3369	MP-C	DAV PUBLIC SCHOOL MAJHGAWAN MINES PANNA M P	14	12	2	0	85.71	61.79
3329	MP-C	DAV ACC PUBLIC SCHOOL KYMORE DT KATNI M P	44	38	1	5	86.36	60.82
3439	MP-C	DAV CENTENARY PUB SCH AMLOHRI PROJ SIDHI MP	45	35	3	7	77.78	58.46
4100	NCR	DAV PUBLIC SCHOOL SECTOR 14 GURGAON HARYANA	334	331	2	1	99.10	84.77
4203	NCR	DAV PUBLIC SCHOOL BALLABGARH FARIDABAD HARYANA	95	91	3	1	95.79	75.08
4205	NCR	DAV PUBLIC SCHOOL SAINIK COLONY FARIDABAD HRY	166	159	5	2	95.78	73.60
8643	NCR	DAV PUB SCH RAJENDER NGR SAHIBABAD GHAZIABAD UP	310	307	3	0	99.03	73.31
4016	NCR	DAV PUBLIC SCHOOL SECTOR 14 FARIDABAD HARYANA	383	353	27	3	92.17	73.06
8714	NCR	SARLA CHOPRA DAV CEN PUB SCH SEC 56 NOIDA UP	185	184	1	0	99.46	72.40
8903	NCR	DAV PUBLIC SCH PRATAP VIHAR GHAZIABAD UP	99	91	7	1	91.92	72.07
3833	NCR	DAV PUBLIC SCHOOL SECTOR 37 FARIDABAD HARYANA	221	203	16	2	91.86	71.40
8849	NCR	DAV CENTENARY PUB SCH CHANDER NGR GHAZIABAD UP	106	101	5	0	95.28	70.13
4122	NCR	DAV CENTENARY PUB SCHOOL ROHTAK HARYANA	252	223	24	5	88.49	69.82
4126	NCR	DAV MULTIPURPOSE PUB SCH SECTOR 15 SONIPAT HRY	175	162	9	4	92.57	69.53
20080	NCR	J P DAV PUB SCH GANAUER SONIPAT HARYANA	83	73	9	1	87.95	66.47

SCH_NO	ZONE	SCHOOL NAME	APPR	PASS	COMP	FAIL	PASS_PER	QPI
4160	NCR	DAV CENTENARY PUBLIC SCH KALANAUR ROHTAK HRY	10	9	1	0	90.00	66.30
4295	NCR	R R J S DAV PUB SCHOOL TEH PATAUDI GURGAON HRY	66	63	2	1	95.45	66.04
4204	NCR	DAV PUBLIC SCHOOL PALWAL FARIDABAD HARYANA	51	46	3	2	90.20	64.74
8760	NCR	DAV PUBLIC SCHOOL BRIJ VIHAR GHAZIABAD UP	103	94	6	3	91.26	63.32
4278	NCR	DAV PUBLIC SCHOOL N H 3 N I T FARIDABAD HRY	171	139	23	9	81.29	62.31
20050	NCR	NTPC SACHDEVA INTL SCH NTPC TOWNSHIP FARIDABAD	30	17	3	10	56.67	52.59
8385	OR-A	DAV PUB SCH MCL KALINGA RD MAHENDRAPUR ANGUL OD	140	137	2	1	97.86	78.40
8376	OR-A	DAV PUBLIC SCHOOL ITPS BANHARPALLI JHARSUGUDA OD	6	6	0	0	100.00	77.63
53003	OR-A	DAV PUB SCH MCL HQ ANAND VR BURLA SAMBALPUR OD	128	117	6	5	91.41	76.92
53098	OR-A	DAV VEDANTA INTL SCHOOL LANJIGARH KALAHANDI OD	10	10	0	0	100.00	75.80
8311	OR-A	DAV PUB SCHOOL MCL JAGANNATH AREA ANGUL OD	97	96	0	1	98.97	74.81
8382	OR-A	DAV PUBLIC SCHOOL ROURKELA DT SUNDERGARH OD	164	163	0	1	99.39	74.29
53042	OR-A	DAV PUBLIC SCHOOL JHARSUGUDA OD	60	56	2	2	93.33	74.22
53066	OR-A	DAV PUB SCH KANSHBAHAL RAJGANGPUR SUNDARGARH OD	44	44	0	0	100.00	72.47
8373	OR-A	DAV PUB SCHOOL BANDHABAHAL BELPAHAR SAMBALPUR OD	52	52	0	0	100.00	72.13
9707	OR-A	DAV PUBLIC SCHOOL BASUNDHARA SUNDERGARH OD	6	6	0	0	100.00	68.50
8331	OR-A	DAV PUB SCH BRAJRAJ NAGAR JHARSUGUDA OD	119	109	6	4	91.60	66.58
53076	OR-A	DAV PUB SCH BHATIPARA TITILAGARH BOLANGIR OD	7	2	4	1	28.57	44.49
8305	OR-B	DAV PUBLIC SCHOOL UNIT VIII BHUBANESHWAR OD	324	323	1	0	99.69	83.43
9703	OR-B	DAV PUBLIC SCHOOL POKHARIPUT BBSR OD	232	230	2	0	99.14	82.30
8378	OR-B	DAV PUB SCHOOL CHANDRASEKHARPUR BHUBANESWAR OD	403	398	4	1	98.76	81.93
53058	OR-B	DAV PUB SCH KALINGA NGR BHUBNESHWAR KHANDHA OD	40	40	0	0	100.00	79.89
53072	OR-B	LR DAV PUB SCH GANDARPUR CUTTACK OD	125	122	3	0	97.60	78.46
8380	OR-B	DAV PUBLIC SCHOOL SEC 6 MARKAT NGR CUTTACK OD	259	255	4	0	98.46	73.98

SCH_NO	ZONE	SCHOOL NAME		APPR	PASS	COMP	FAIL	PASS_PER	QPI
8367	OR-B	DAV PUBLIC SCH NTPC DEEPSHIKHA KANIHA ANGUL OD		14	14	0	0	100.00	70.34
53001	OR-B	DAV PUB SCH NTPC/TTPS TALCHER THERMAL ANGUL OD		20	18	2	0	90.00	68.27
53032	OR-B	DAV PUB SCH NIMA PARA PURI OD		13	8	3	2	61.54	59.49
53083	OR-B	DAV PUBLIC SCHOOL SAIL-RMD BOLANI KEONJHAR OD		28	27	0	1	96.43	58.79
8349	OR-C	DAV PUB SCHOOL PARADEEP PPL TOWNSHIP PARADEEP OD		34	34	0	0	100.00	78.20
8388	OR-C	DAV PUB SCH S VIHAR GOSANI BERHAMPUR GANJAM OD		137	131	6	0	95.62	76.83
53036	OR-C	DAV PUBLIC SCHOOL SOVARAMPUR BALASORE OD		25	25	0	0	100.00	69.79
53095	OR-C	DAV PUBLIC SCHOOL PARADEEP JAGATSINGPUR OD		17	17	0	0	100.00	63.67
4503	PB-A	DAV PUBLIC SCHOOL LAWRENCE ROAD AMRITSAR PB		389	384	3	2	98.71	80.01
25038	PB-A	DAV INTL. SCHOOL VERKA CHOWK AMRITSAR PB		232	231	0	1	99.57	77.71
4584	PB-A	R B DAV SR SEC PUBLIC SCHOOL BHATINDA PUNJAB		118	114	4	0	96.61	75.30
4522	PB-A	L R S DAV SR SEC MODEL SCHOOL ABOHAR PB		186	179	6	1	96.24	74.34
4789	PB-A	J N J DAV PUB SCHOOL GIDDARBAHA MUKTSAR PB		47	44	3	0	93.62	73.93
4627	PB-A	DAV EDWARD GANJ PUBLIC SCHOOL MALOUT PUNJAB		106	86	14	6	81.13	67.88
4732	PB-A	M K D DAV PUB SCHOOL NESHTA ATTARI AMRITSAR PB		82	76	3	3	92.68	66.03
4675	PB-A	S D K L DAV CENTENARY PUBLIC SCHOOL MANSA PB		127	97	15	15	76.38	63.40
4756	PB-A	G N D DAV PUB SCHOOL BHIKHIWIND AMRITSAR PB		108	70	20	18	64.81	59.74
4622	PB-A	POLICE DAV PUB SCHOOL POLICE LINES AMRITSAR PB		162	99	20	43	61.11	55.11
4673	PB-B	DRV DAV CENT PUB SCHOOL PHILLAUER JALANDHAR PB		67	66	1	0	98.51	79.98
4575	PB-B	BBMB DAV PUBLIC SCHOOL TALWARA TOWNSHIP PUNJAB		29	29	0	0	100.00	76.94
4728	PB-B	LALA J N DAV MODEL SCH KABIR NAGAR JALANDHAR PB		51	49	2	0	96.08	75.05
25329	PB-B	J L M DAV PUBLIC SCHOOL HAYAT NAGAR GURDASPUR PB		50	45	5	0	90.00	73.08
25099	PB-B	M D D MODEL SCHOOL NAKODAR DISTT JALANDHAR PB		37	37	0	0	100.00	72.18
4713	PB-B	S V J C DAV PUBLIC SCHOOL DASUYA HOSHARPUR PB		34	26	7	1	76.47	69.92

SCH_NO	ZONE	SCHOOL NAME	APPR	PASS	COMP	FAIL	PASS_PER	QPI
4763	PB-B	DAYANAND MODEL SCHOOL MODEL TOWN JALANDHAR PB	58	51	6	1	87.93	68.67
4716	PB-B	POLICE DAV PUB SCH JALANDHAR CANTT PUNJAB	531	488	35	8	91.90	67.97
4755	PB-B	S R TANGRI DAV PUB SCHOOL BILGA JALANDHAR PB	57	54	2	1	94.74	67.11
4600	PB-B	DR D R B DAV CENTENARY PUBLIC SCHOOL BATALA PB	147	112	20	15	76.19	65.77
4528	PB-B	DAYANAND MODEL SR SEC SCHOOL JALANDHAR PUNJAB	164	129	27	8	78.66	62.19
4608	PB-B	DR M C M DAV PUBLIC SCHOOL PATHANKOT PUNJAB	96	69	8	19	71.88	61.56
4759	PB-B	KULWANT RAI JAIN DAV PUB SCH DEF CLY KAPURTHALA	61	36	11	14	59.02	56.39
4649	PB-C	DAV PUBLIC SCHOOL KOTKAPURA FARIDKOT PB	54	54	0	0	100.00	79.62
25499	PB-C	DAV PUB SR SEC SCH KAKRALA SAMANA PATIALA PB	35	33	2	0	94.29	73.26
4589	PB-C	DAV PUBLIC SCHOOL PATIALA PUNJAB	177	159	13	5	89.83	72.53
4629	PB-C	L I D G DAV CENT. PUB SCHOOL JALALABAD(W) PB	45	37	3	5	82.22	69.57
4768	PB-C	B BB DAV PUBLIC SCHOOL MOONAK SANGRUR PB	66	58	6	2	87.88	67.71
4672	PB-C	H M DAV PUB SCHOOL MALWAL RD FEROZEPUR CITY PB	46	40	4	2	86.96	67.25
4682	PB-C	SMT K B DAV CENT PUB SCH FAZILKA FEROZEPUR PB	58	45	5	8	77.59	67.24
25047	PB-C	DAV PUBLIC SCHOOL PATRAN DT PATIALA PB	87	81	5	1	93.10	67.22
4677	PB-C	R K G DAV PUB SCHL GURU HARSAHAI FEROZEPUR PB	52	49	2	1	94.23	65.95
4582	PB-C	DAV CENTENARY PUBLIC SCHOOL MALERKOTLA PUNJAB	82	63	12	7	76.83	65.68
4711	PB-C	S B R DAV PUB SCH TALWANDI BHAI FEROZEPUR PB	53	46	6	1	86.79	61.65
25259	PB-C	POLICE DAV PUBLIC SCHOOL DADHERA DT PATIALA PB	127	85	28	14	66.93	59.46
4722	PB-C	C L SACHDEVA DAV CENT PUB SCH JAITU FARIDKOT PB	4	1	2	1	25.00	43.20
4583	PB-D	DAV PUBLIC SCHOOL B R S NAGAR LUDHIANA PUNJAB	245	244	1	0	99.59	83.83
25217	PB-D	DAV PUB SCH SARABHA NAGAR EXTN LUDHIANA PUNJAB	193	189	4	0	97.93	74.64
25316	PB-D	RMB DAV CENT PUB SCHL MUSAPUR RD NAWANHAHAR PB	41	36	4	1	87.80	62.67
25336	PB-D	DAV KRB PUBLIC SCHOOL, KOT ISE KHAN MOGA PB	7	6	0	1	85.71	55.69

SCH_NO	ZONE	SCHOOL NAME	APPR	PASS	COMP	FAIL	PASS_PER	QPI
25055	PB-D	DAV PUBLIC SCHOOL KHANNA PB	29	16	3	10	55.17	52.69
16277	RJ-A	DAV HZ SR SEC SCH RAJPURA DARIBA RAJSAMAND RAJ	23	23	0	0	100.00	77.27
3568	RJ-A	DAV ACC SR SEC PUB SCHOOL LAKHERI DT BUNDI RAJ	19	15	3	1	78.95	69.22
3676	RJ-A	MANGALAM DAV PUBLIC SCHOOL MORAK KOTA RAJ	75	59	8	8	78.67	62.83
3670	RJ-C	DAV PUBLIC SCHOOL TALWANDI KOTA RAJASTHAN	483	423	44	16	87.58	72.45
16031	RJ-C	DAV CENTENARY PUBLIC SCHOOL HANUMANGARH RAJ	69	58	7	4	84.06	67.63
3632	RJ-C	DAV CENTENARY PUB SCHOOL VAISHALI NAGAR JAIPUR	270	243	19	8	90.00	66.63
3518	RJ-C	DAV CENTENARY PUBLIC SCHOOL ADARSH NAGAR AJMER	163	101	23	39	61.96	54.51
7052	SA-A	DAV PUBLIC SCHOOL VELACHERY CHENNAI TN	73	73	0	0	100.00	87.36
6214	SA-A	DAV PUBLIC SCHOOL KUKATPALLY HYDERABAD TL	23	23	0	0	100.00	73.77
8832	UL-A	DAV PUBLIC SCHOOL KOTDWAR PAURI UK	148	146	2	0	98.65	74.25
8876	UL-A	DAV CENTENARY PUBLIC SCHOOL KANKHAL HARIDWAR UK	205	194	9	2	94.63	71.37
8880	UL-A	DAV PUBLIC SCHOOL DEFENCE COLONY DEHRADUN UK	170	164	4	2	96.47	69.94
8890	UL-A	DDM DAV PUBLIC SCHOOL KASHIPUR U S NAGAR UK	62	49	11	2	79.03	63.00
8887	UL-A	DAV CENTENARY PUBLIC SCHOOL HALDWANI NAINITAL UK	195	137	27	31	70.26	57.80
57135	UL-A	DAV PUBLIC SCHOOL TEHSIL-BAZPUR U S NAGAR UK	39	23	9	7	58.97	55.91
57090	UL-A	DAV PUB SCH SHIMLA PISTAUUR RUDRAPUR U S NGR UK	18	8	2	8	44.44	43.26
9080	UP-A	GAIL DAV PUBLIC SCHOOL DIBIYAPUR AURAIYA UP	42	42	0	0	100.00	82.57
9009	UP-A	T C DAV PUB SCH BABRALA SAMBHAL UTTAR PRADESH	62	59	1	2	95.16	76.06
4089	UP-A	DAV PUBLIC SCHOOL PANIPAT HARYANA	220	203	13	4	92.27	70.04
8938	UP-A	N DEV DAV PUB SCHOOL KUMARGANJ FAIZABAD UP	72	62	10	0	86.11	68.85
4209	UP-A	DAV CENTENARY PUB SCHOOL SEC 11-12 PANIPAT HRY	191	164	20	7	85.86	65.86
54698	UP-A	DAV PUBLIC SCH RASOOLPUR BEHAT RD SAHARANPUR UP	22	19	3	0	86.36	64.72
8875	UP-A	DAV CENTENARY PUB SCHOOL SHASTRI NAGAR MEERUT UP	281	216	42	23	76.87	61.31

SCH_NO	ZONE	SCHOOL NAME	APPR	PASS	COMP	FAIL	PASS_PER	QPI
9043	UP-A	DAV PUBLIC SCHOOL TTPP ASOPUR AMBEDKAR NAGAR UP	46	38	7	1	82.61	59.96
8689	UP-A	DAV PUBLIC SCHOOL UNCHAHAH RAE BARELI UP	80	58	11	11	72.50	58.62
8929	UP-A	SEWA RAM DAV PUB SCH A V COLONY SAHARANPUR UP	190	134	17	39	70.53	57.79
54364	UP-A	S F DAV PUB SCH G T RD MANSURPUR MUZAFFARNGR UP	31	19	4	8	61.29	54.72
3813	UP-A	DAV CENTENARY PUB SCH SAMALKHA PANIPAT HRY	47	26	9	12	55.32	54.71
8866	UP-A	SWARUP F DAV PUB SCH MUZAFFARNAGAR UP	103	74	13	16	71.84	53.70
9904	WB-A	DAV MODEL SCHOOL IIT KHARAGPUR MIDNAPUR WB	58	58	0	0	100.00	86.77
8423	WB-A	DAV MODEL SCHOOL DURGAPUR BURDWAN WB	464	464	0	0	100.00	81.42
9910	WB-A	DAV PUBLIC SCHOOL DVC MTPS BANKURA WB	40	39	1	0	97.50	78.51
56004	WB-A	DAV PUBLIC SCHOOL D B ROAD MIDNAPUR WB	53	50	2	1	94.34	73.90
56021	WB-A	DAV PUB SCHOOL KANYAPUR ASANSOL BARDDHAMAN WB	190	186	2	2	97.89	71.99
8437	WB-A	ATREYEE DAV PUB SCHOOL MONGALPUR S DINAJPUR WB	59	56	3	0	94.92	68.43
56007	WB-A	RANIGANJ LIONS JDM CHANANI DAV PUB SCH BURDWAN	70	67	2	1	95.71	67.98
56034	WB-A	MDB DAV PUB SCHOOL NH 60 PO KESIAKOLE BANKURA WB	73	66	5	2	90.41	67.83
8470	WB-A	DAV PUBLIC SCHOOL ROOP NARAYANPUR BURDWAN WB	191	180	6	5	94.24	67.17
56086	WB-A	D S K DAV PUBLIC SCHOOL SIMULIA PURULIA WB	35	27	7	1	77.14	58.19
56008	WB-A	DAV PUB SCH EASTERN COAL FIEL LTD BURDWAN WB	47	37	8	2	78.72	57.24
5116	WB-A	DAV PUBLIC SCHOOL IMPHAL SANGAKPHAM MANIPUR	234	119	57	58	50.85	52.01