

PERFORMANCE ANALYSIS

of

Std XII - CBSE Board Examination – 2015

*Our standards set the course
While students, families and community
Fill the sails with expectations,
As we voyage with the treasure
Of bright, young minds, ready to lead the way to the future.*

Prepared by:

Dr. (Mrs.) Nisha Peshin
*Director, Public Schools
Director, Academics*

Mr. Ashok Kumar Goel
PGT, Computer Science

Special Appreciation
Ms. Reema Bhugra



**ओ३म् भूर्भुवः स्वः। तत्सवितुर्वरेण्यं
भर्गो देवस्य धीमहि। धियो यो नः प्रचोदयात्।।**

DAV College Managing Committee
Chitra Gupta Road, New Delhi-55

Contents

Topic	Page No.
<i>Foreword</i>	<i>iii</i>
<i>Preface</i>	<i>v</i>
<i>Introduction</i>	<i>1</i>
<i>I Arena of Educational Activities in DAV</i>	<i>4</i>
<i>II Benchmarking Performance</i>	<i>10</i>
<i>III Result Profile—Quantitative and Qualitative Analysis</i>	<i>18</i>
<i>IV Zone-wise Analysis—Quantitative and Qualitative Assessment</i>	<i>23</i>
<i>V Zone-wise Performance of Students</i>	<i>30</i>
<i>VI Performance Analysis: Subject-wise</i>	<i>32</i>
<i>VII The Pride of DAV</i>	<i>37</i>
<i>VIII Legion of Merit Performers</i>	<i>43</i>
<i>IX The DAV Merit Holders</i>	<i>49</i>
<i>X Success Mantra</i>	<i>63</i>
<i>XI Crusade for Better Performance</i>	<i>70</i>
<i>Annexures</i>	
<i>Categories of Qualitative Performance of Schools within Zones Senior Secondary School Examination-2015</i>	<i>i-xvi</i>
<i>Zone-wise Qualitative Performance of Schools Senior Secondary School Examination-2015</i>	<i>xvii-xxx</i>

Foreword



This exercise of Result Analysis has been taken up by the DAV College Managing Committee since 1998. The lens used in analysing has been inclusive, thoughtful and insightful. I am glad that at the school level too, there has been brainstorming, analysing and assessment of the results, and for this reason the schools have shown a definite improvement over the past years.

Performance Analysis presents a vivid picture, from all relevant angles of the academic standards achieved by our schools at the Senior Secondary Level. A detailed study of this document will help our schools to review the indicators involved in measuring the performance of students and thus, guide them towards achieving greater excellence.

This document is prepared as a stimulus for discussion on the matter. The intent is to generate responses about the concerns raised and to analyse the results at the school level, and devise processes aimed at promoting essential improvements in schools.

The major thrust in our efforts is to improve the quality of education in our schools and so, raise the academic performance of the students. True to the DAV philosophy, where modernity blends with tradition, we have focused on the paradigm shift in education. There is more focus on the learners as knowledge creators than on the educators. Today's child in the modern world is to be prepared to learn and manage vast amount of information. We have to encourage in the children a spirit of inquiry to facilitate participative teaching-learning process. Our aim is to empower teachers with knowledge, skills and positive attitudes so that they start using technology as a vital tool in their teaching process and encourage students in attaining these objectives.

I sincerely feel that this study will be a comprehensive and valuable experience for our schools.

A handwritten signature in black ink, appearing to read 'Punam Suri', with a horizontal line drawn underneath it.

(Punam Suri)

President

DAV College Managing Committee

Preface



The Performance Analysis is prepared as a stimulus for discussion. The intent is to elicit responses about the concerns for promoting improvements in school curricular transactions. The document will require teachers to rethink not only about their teaching practices but also the very goals of teaching their subjects and work together to redefine expectations of students' learning and teaching practices.

This year the Performance Analysis has particularly analysed the qualitative performance of students at the Senior Secondary Level in minute detail. It is heartening to note that the students have demonstrated strong academic caliber. Many students have displayed outstanding academic achievement and promise.

The main purpose of the Performance Analysis is to identify and critically examine the strengths and weaknesses of the teaching-learning strategies and make improvements wherever necessary by using a comprehensive and cohesive approach, including computer aided teaching-learning and basic values incorporated in the curriculum of different subjects. With the new changes in education pattern and introduction of CCE system, DAV has adapted to the new activities and projects for holistic assessment of students.

I sincerely feel that the performance analysis conducted during the past years has been a valuable experience for our schools.

My grateful appreciation is due to the President for his guidance and support. The team of officials involved in the exercise is also worthy of appreciation.

(R. S. Sharma)

General Secretary

DAV College Managing Committee

This Performance Analysis has mainly been done zone-wise. There is a frequent reference to the zones under each Regional Director/Assistant Regional Director. The following table denotes the abbreviations used for each zone and the number of schools in 2014-15 at Secondary and Senior Secondary Levels under the concerned Regional Director/Assistant Regional Director. The table will, therefore, serve as a useful key when addressing the zones and also in locating the schools in each zone.

S.No.	Zone	X	XII	Regional Director/Assistant Regional Director
1	AP-A	7	3	Mrs. Seetha Kiran
2	BR-A	5	5	Mr. Indrajeet Rai
3	BR-B	17	9	Dr. U. S. Prasad
4	BR-C	24	12	Mr. S. K. Jha
5	BR-D	7	2	Mr. K. K. Sinha
6	CH	2	2	-
7	DEL	24	22	-
8	HP-A	14	13	Mrs. P. Sofat
9	HP-B	13	8	Mrs. Shashi Kiran Gupta
10	HP-C	6	6	Mr. S. P. Arora
11	HP-D	5	5	Dr. (Mrs.) Puneet Bedi
12	HP-E	4	3	Mrs. Rama Parwan
13	HR-A	-	-	-
14	HR-B	10	8	Mr. K. L. Khurana
15	HR-C	9	8	Mrs. Suman Nijhawan
16	HR-D	10	10	Mrs. Madhu Bahl
17	HR-E	5	5	Dr. Y. D. Jigyasu
18	HR-F	12	12	Dr. D. Vidyarthi
19	JH-A	14	12	Mr. L. R. Saini
20	JH-B	18	17	Dr. T. P. Pati
21	JH-C	19	17	Dr. K. C. Srivastava
22	JH-D	17	14	Mrs. Urmila Singh
23	JH-E	5	4	Dr. B. P. Yadav
24	MH-A	6	5	Dr. H. K. Mohanty
25	MH-B	6	5	Mr. Jose Kurian
26	MP-A	11	11	Mr. Prashant Kumar
27	MP-B	10	10	Mr. S. K. Rai
28	NCR	17	17	-
29	OR-A	12	12	Mr. L. N. Pradhan
30	OR-B	14	13	Dr. K. C. Satpathy
31	PB-A	5	5	Dr. (Mrs.) Neelam Kamra
32	PB-B	20	17	Mrs. P. P. Sharma
33	PB-C	15	14	Mr. Vijay Kumar
34	PB-D	6	6	Dr. B. B. Sharma
35	RJ-A	6	3	Mr. M. L. Goel
36	RJ-B	3	3	Dr. Rajesh Kumar
37	RJ-C	2	1	Mr. Ashok Kumar Sharma
38	SA-A	3	1	Mrs. Minoo Aggarwal
39	SA-B	1	0	Mr. M. Uma Maheshwar Rao
40	UP-A	19	16	Dr. S. Marriya
41	UP-B	2	2	Dr. Vijender Singh
42	WB-A	13	11	Mrs. Papiya Mukherjee
	TOTAL	418	349	

Note:- The Zones HR-A and SA-B have not been displayed in the tables in the following chapters of Performance Analysis as no Senior Secondary school comes under these zones this year.

INTRODUCTION

Continuous and Comprehensive Evaluation (CCE)

We are aware of Continuous and Comprehensive Evaluation (CCE) now. It actually has broadened the scope in assessment and evaluation in terms of time and space. Under this scheme, the child's development all through the learning curve, is considered. Again as the teaching-learning process continues, his every step is monitored. He is given opportunities to unwind himself and his teachers are on the look out for his latent potential.

Each child is unique and so are his tastes and abilities. The teachers allow each of them to flourish providing the necessary assistance wherever and whenever required. Both scholastic and non-scholastic, i.e. the child's intellectual aptitude and creative activities are given due importance, both physical prowess and mental strengths are appreciated. So the child's every effort be, it academic, co-curricular activities, sports or even his values and other skills find due place in his education process making it truly comprehensive.

The Formative Assessment are testing tools of the child's growth through projects and activities. These bring out not merely the child's level of knowledge but also display his social skills and values. It thus, provides ample scope for the teachers in shaping the child's all round growth with their constant support and guidance.

The Summative Assessment which is held at the end of each term is to ascertain the student's all round progress academically and in practice too.

Finally the progress of children at every step is monitored to enable the teachers in imparting holistic education to the children in their prime time of the school education process.

The CCE has truly proved to be a handy and yet a well calibrated measuring system of the child's all round growth and development, enabling the teachers to be the sculptors of ideal citizens of the world. For now they have better understanding of the nature of the soil and thus, allow it to take shape accordingly.

The CCE allows the children to flaunt their true colour and equips the teachers to use those colours to create the right tone and picture of a wonderful individual and a country at large.

Evaluation Criteria of CCE

The **Central Board of Secondary Education (CBSE)** in the policy of evaluation at Secondary level, introduced the Grading System at Secondary School level (for Std IX & X) from 2009-10 academic session.

The Scheme of Grading has been introduced with the aim that it will:

- minimize misclassification of students on the basis of marks.
- eliminate unhealthy competition among high achievers.
- reduce societal pressure and provide the learner with more flexibility.
- lead to a focus on a better learning environment.
- facilitate joyful and stress free learning.

Scheme of Examination (Grading)

- Student's performance has been assessed using conventional method of **numerical marking**.
- The 'Grades' have been awarded on a **nine point scale** to indicate the subject-wise performance

MARKS RANGE	GRADE	GRADE POINT
91-100	A1	10.0
81-90	A2	9.0
71-80	B1	8.0
61-70	B2	7.0
51-60	C1	6.0
41-50	C2	5.0
33-40	D	4.0
21-32	E1	-
20 and below	E2	-

Qualifying Criteria

- Those candidates who obtain the qualifying grades (D and above) in all the subjects excluding Additional subject as per Scheme of Studies shall be awarded a **Qualifying Certificate**.
- The practice of **declaring Compartment/Fail has been discontinued**. The CBSE has declared the result in two categories—Eligible for Qualifying Certificate (QUAL) and Eligible for Improvement of Performance (EIOP).

- CBSE has been awarded CGPA (Cumulative Grade Point Average) to all those students who are eligible for qualifying certificate.
- The CGPA is the average of Grade Points obtained in all the subjects excluding additional sixth subject as per Scheme of Studies.
- An indicative equivalence of Grade Point and Percentage of Marks can be assessed as follows:
 - Subject-wise indicative percentage of marks = $9.5 \times \text{GP of the Subject}$.
 - Overall indicative percentage of marks = $9.5 \times \text{CGPA}$

Average CGPA

The **Average CGPA** is calculated by considering all pass subjects of all appeared candidates and calculating sum of GP (Grade Point) achieved in pass subjects divided by number of pass subjects.

$$\text{Average CGPA} = \frac{\sum A}{\sum B}$$

where $\sum A$ = Sum of Grade Points achieved in pass subjects
 $\sum B$ = Number of pass subjects of all appeared candidates

The **QPI for Secondary Level** is calculated as:

$$\text{QPI} = \text{Avg. CGPA} \times 9.5$$

CHAPTER I

Arena of Educational Activities in DAV

The DAV Movement, which was founded more than a century ago, swept across the entire nation like a colossal wave engulfing ignorance, illiteracy and social deviations, and was involved in building up a healthy knowledgeable society and a strong nation.

The DAV College Trust and Management Society takes pride in the fact that it is the oldest and the largest non-governmental educational organisation in India. DAV Organisation is a conglomerate of more than 750 educational institutions that include Public/Model Schools, Aided Schools, a chain of Technical Institutions, Institutions of Management and Vocational Studies, Ayurvedic College, Pharmacy, Dental Colleges, Law College, Institutes of Physiotherapy and Nursing, Vedic Research Institutes, Colleges of Engineering and Technology, Colleges of Arts, Commerce and Science and also Colleges of Education. In the year 2013, another feather was added to the cap of DAV with the opening of DAV University at Jalandhar. It has been dedicated to the society with the objective of moulding young minds into integrated personalities with an innovative thinking, clarity in ideas with a rational perspective and a positive mindset.

The Legacy

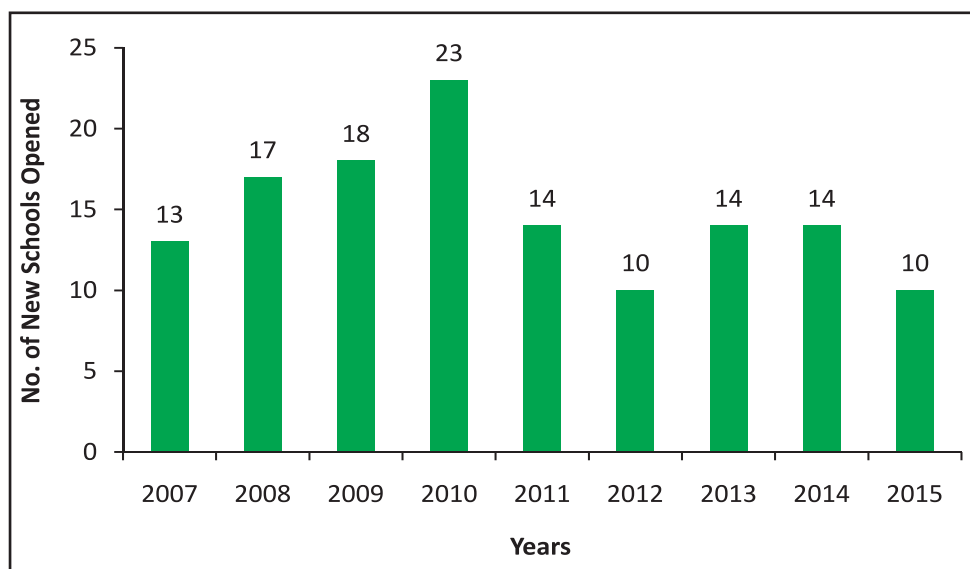
The vision of a powerful and enlightened India had been conceived by Maharishi Dayanand Saraswati (1824-83). He devoted his whole life to awaken the ignorant, illiterate masses of this country. He knew that it could be possible only through education and literacy. The vision and philosophy of the fearless reformer, Maharshi Dayanand, was given a practical shape by Mahatma Hans Raj, who led the educational renaissance in India.

As his most important legacy, the Mahatma left behind a pragmatic and enlightened approach to education. One aspect of his approach was his choice of **English-oriented Science-based education** blended with Vedic values. Another was the great emphasis he laid on **women education**. Lastly, true to the egalitarian basis of Arya Samaj philosophy (as conceived by Maharishi Dayanand), Mahatmaji believed in **equality for all** students irrespective of their caste, colour or creed. They were welcome to join the DAV institutions. The first institution was established at Lahore in 1886 with Lala Hans Raj (Later Mahatma Hans Raj) himself as the

dedicated Headmaster. Today, the movement is led by DAV veterans like Shri Punam Suri and his team of dedicated Office Bearers, who have a progressive vision. It is due to their dedication and farsightedness that every year DAV CMC is opening new schools in various parts of India.

Summary of Schools Opened

S. No.	Year	Schools Added
1	2007	13
2	2008	17
3	2009	18
4	2010	23
5	2011	14
6	2012	10
7	2013	14
8	2014	14
9	2015	10
	TOTAL	133



The Mission

The DAV vision of education telescopes well with the National Policy on Education (1986) which lays great emphasis on developing a national system of education, with **Education for All**, keeping in mind the elimination of disparities in the educational system and provision of more facilities through

qualitative interventions, empowerment of women, access to education to disadvantaged sections of the society, educationally backward minorities and the disabled. It also calls for greater rigour and discipline in academic pursuits, autonomy and accountability, experimentation and innovation, and nurtures excellence and modernisation of processes at different levels of education. In order to accomplish the mission, the objectives laid down are as under:

- To provide a wide range of holistic education by homogenising the western knowledge while remaining anchored to the Indian cultural moorings;
- To act as a catalyst of change by spreading education, and by dismantling the cobwebs of ignorance and illiteracy;
- To develop individuals who are morally upright, intellectually well-informed, socially concerned, emotionally balanced, physically well-developed and culturally accomplished;
- To stimulate a scientific temper by crusading against superstitions and out-dated customs like child marriage, caste system, female foeticide, dowry, gender bias, regionalism, etc.
- To sensitise individuals towards social welfare and
- To nurture creative and resourceful minds who think big, think fast and think ahead, who care for the nation and the weaker sections of society, and are imbued with humanistic passions and values.

The Vision

The DAV has a clear-cut vision:

- To continue expanding and exploring, locally and globally, and be a knowledge leader and content provider.
- To muster strategies to become a global epicentre of knowledge, culture, skills, technology, research and service.
- To empower women through education.

Academic Renaissance

Holistic Education

The DAV believes in a holistic approach to education for the all round

development of personality of the child. DAV believes that every child should be given an opportunity to bloom, a right to explore, to touch, learn and enjoy, to experiment, to question, to think, to play and to shoulder responsibility. So different aspects are to be published for 'Holistic Education': physical, academic, intellectual, social, spiritual and emotional development as well as creative expression and aesthetic appreciations.

All institutions lay stress on curricular and co-curricular activities—personality development, building confidence, as well as developing life skills, communicative skills and scientific temper. Academic management involves fostering creativity, questioning and inquiry skills by improving the classroom climate, curriculum design emphasising project-based, problem-based, interdisciplinary, integrated and thematic learning. A rainbow of creative activities covers different aspects like literary, art, music, dance, theatre, etc.

Inclusive Education

DAV caters to the needs of urban as well as rural students together with *adivasi* and tribal children. In tune with the **National Literacy Mission**, DAV Organisation has carried education to the doorsteps of the needy and the under-privileged. Even the remotest areas of India have been provided with basic life skills.

DAV is involved in social welfare schemes, education for the weaker sections and for students from tribal areas, comprehensive plans for the upliftment of tribal people in North-East Regions, programmes for the disadvantaged sections of the society and for the mentally challenged children of society.

Equalisation of Educational Opportunities

True to DAV Values, schools have been catering to the needs, specially for the under-privileged. The DAV Public Schools have provided fee concessions, free text books, free uniforms, free transport, mid-day meals, and have also provided non-formal education for the needy. The Organisation has been targeting the *jhuggi* clusters as part of its empowerment and rehabilitation programme. The aim is to enable women and children of under-privileged class to survive in society and provide them with skills to find employment once they are out in the field. Residential and Day schools have been opened in remote and inaccessible areas.

Women's Education and Development Programmes

DAV institutions are conscious about education of girls. The DAV philosophy of education pays equal attention to the personality development of both boys and girls. Providing job opportunities to women is also a priority. Free vocational training and literacy units are dedicated to hundreds of women of slum areas and gadgets, like sewing machines, are provided to them for their initial settlement.

Environmental Concerns

Environmental issues, like the reduction of pollution and sustenance of the environment, have also been taken up by DAV institutions. Several projects like 'van-mahotsav', 'say no to poly-bags' campaign, 'say no to fire crackers' campaign, water-conservation and anti-pollution drives are regularly carried out by the DAV Schools in order to create awareness not only among the students but the whole community. The students from DAV institutions have carried out sanitation and cleanliness drives in the school neighbourhood also.

National Concerns

DAV has always been a pioneer for any National cause specially in the hour of National Crisis. Whether it be the earthquake at Pauri or Gujarat, the Kargil war, the Odisha tragedy, or the Tsunami catastrophe, or the recent flood at Kedarnath temple and Jammu & Kashmir, DAV has always risen to the rescue by donating generously in the form of cash, kind and voluntary service to alleviate suffering.

Futuristic Vision

The main thrust now is on a well-planned expansion with global relevance keeping in view the revolution in the full of electronics, computers and multimedia. Global shifts towards increased deployment of IT has made the DAV also look through the lens of good governance and move towards E-administration and E-services. DAV has undertaken many initiatives to use ICT to modernise the organisational system in its institutions. The use of IT has led to greater transparency, accountability and participation in the institutions. The focus has been on monitoring, planning and deployment of ICT to manage data intensive functions. The institutions primarily are focusing on automation and computerisation. The thrust has now shifted

from manual processes to IT-enabled processes leading to increased efficiency in administration and service delivery, focus on teaching-learning in schools with Internet access and computer labs, and also by offering info-tech courses.

Academic Monitoring – Performance Analysis

Introspection and self-evaluation has been the DAV initiative. In this direction, the document, Performance Analysis, is prepared to assess the performance of students who appear in the CBSE Board Examination. DAV has a tradition of celebrating the achievement of its performers every year on Hansraj Diwas. Encouragement is given to students. Certificates and Medals are given to honour the meritorious students from DAV schools, who secure 90% and above marks in the CBSE/State Board Examinations.

CHAPTER II

Benchmarking Performance

The DAV Organisation had taken up the exercise of Performance/Result Analysis of the CBSE Examination in 1998. The first Performance Analysis was conceptualised to assess the performance of students who appeared in the CBSE Board Examinations at Secondary as well as Senior Secondary levels. Since then this document is printed every year and has proved very helpful in diagnosing the strengths and weaknesses of our schools, and has served as a guiding tool to further enhance the academic standards. This annual exercise of monitoring and evaluating the track record of the performance of students has been a **Lighthouse** to the DAV Organisation in keeping a vigil over the quality of our institutions. The entire gamut of these tasks eventually facilitates the Heads of the Institutions in sorting out the required remedial measures for their institutional enhancement. Every Institution is able to pinpoint the overall goals, enlisting the commitment of their staff.

It is expected that the Performance Analysis will be able to:

- Sensitise DAV institutions for taking cognizance of their positions at local, zonal and national levels to finally fix a benchmark for the further improvement in the academic standards of their institutions.
- Present a comparative study of the quality of academic performance of the schools run by DAV CMC vis-a-vis other non-DAV schools affiliated to CBSE.
- Provide feedback to the schools to locate their areas of strengths and weaknesses and plan school-based diagnostic and remedial measures accordingly for the students as well as the teaching staff.
- Provide a database to evolve plans and strategies for the Workshops during the Performance Enhancement Programmes (PEP).
- Study and interpret the Performance Indicators responsible for improving the academic standards of the DAV Institutions.

Five steps involved in the preparation of this document are:

- collecting the data,
- studying and interpreting the data trends,
- comparing and analysing the facts,
- documenting the strong/weak areas of the institutions and
- benchmarking the levels.

The statistical information has allowed the schools to:

- document how much progress they are making.
- compare their overall performance with similar schools.
- be aware of their school performance data in comparison to national performance data.
- make a comprehensive and focused record of the progress made by an individual pupil.
- make a firm effort towards performance enhancement.

2.1 The Archives

It is useful to study the past data as it helps in benchmarking so that schools can determine how they can improve their performance and use past information of data trends to assess and evaluate their performance. Teachers can reflect on a range of new strategies to facilitate the preparation and improve the performance of the students in the examination.

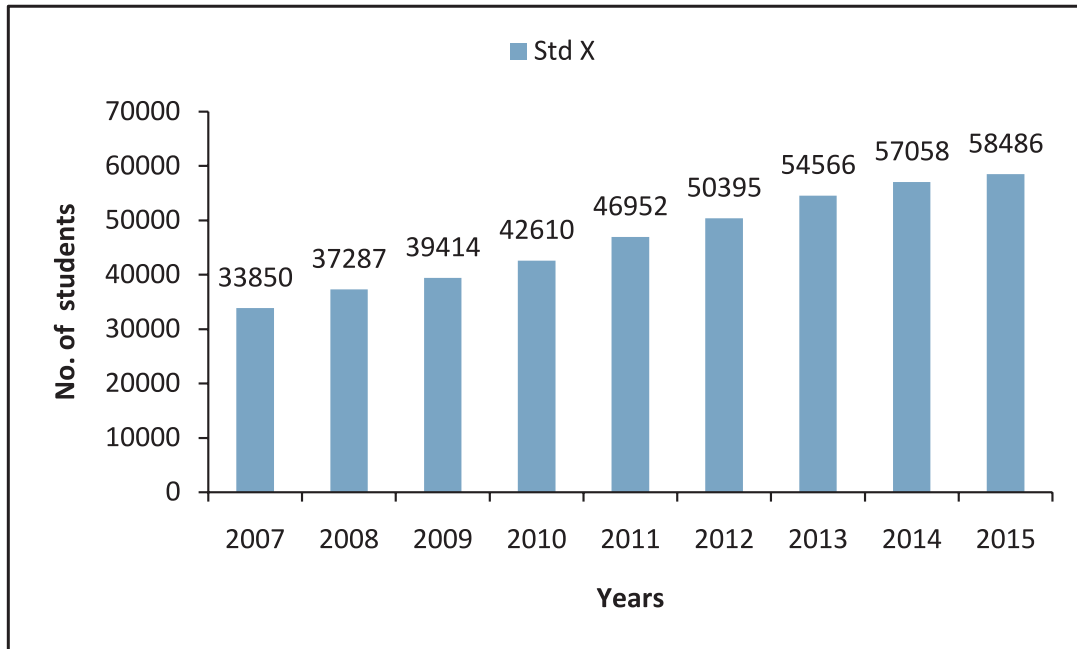
The number of students in the DAV Public/Model Schools has shown an enhancement in enrolment as is visible from the Table 2.1.1 and 2.1.2.

Table 2.1.1

Growth Trend of Students in Std X in DAV Public/Model Schools.

Level	2007	2008	2009	2010	2011	2012	2013	2014	2015
X	33850	37287	39414	42610	46952	50395	54566	57058	58486

A Graphic Representation of the Data in Table 2.1.1



Inference

In absolute terms, there has been a consistent growth year after year in the student enrolment at Std X Level in the past nine years. As for the last six years from 2010 to 2015, the cumulative growth in absolute numbers is 15876 (58486-42610), i.e. showing a percentage growth of 37.26%. However, the annual percentage growth appears to be slowing down (except during 2012-13) as under:

2010-11 → 10.19%

2011-12 → 7.33%

2012-13 → 8.28%

2013-14 → 4.57%

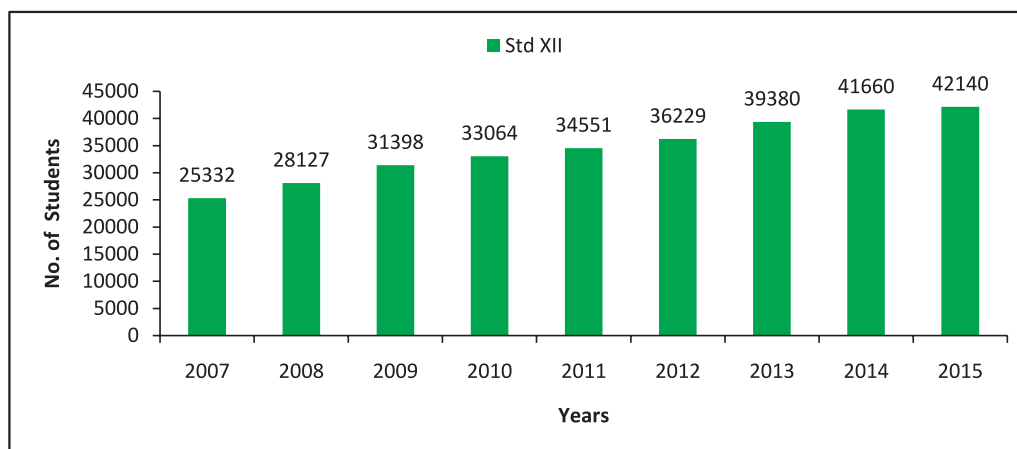
2014-15 → 2.50%

Table 2.1.2

Growth Trend of Students in Std XII in DAV Public/Model Schools.

Level	2007	2008	2009	2010	2011	2012	2013	2014	2015
XII	25332	28127	31398	33064	34551	36229	39380	41660	42140

A Graphic Representation of the Data in Table 2.1.2



Inference

In absolute terms, there has been a consistent growth year after year in the student enrolment at Std XII Level in the past nine years. As for the last six years from 2010 to 2015, the cumulative growth in absolute numbers is 9076 (42140-33064), i.e. showing a percentage growth of 27.45%. However, the annual percentage growth appears to be slowing down during the last three years (in particular the last year) as under:

2010-11 → 4.50%

2011-12 → 4.86%

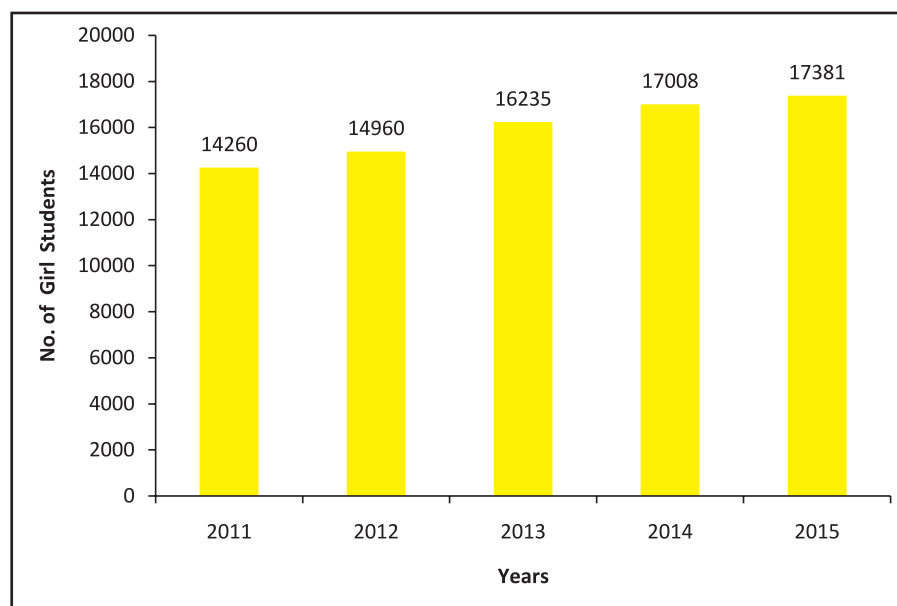
2012-13 → 8.70%

2013-14 → 5.79%

2014-15 → 1.15%

Table 2.1.3**Number of Girl Students in DAV Schools at Std XII Level.**

Year	Std XII Girl Students	Std XII Total Students	Percentage of Girl Students to Total Students in Std XII
2011	14260	34551	41.27%
2012	14960	36229	41.29%
2013	16235	39380	41.23%
2014	17008	41660	40.83%
2015	17381	42140	41.25%

A Graphic Representation of the Data in Table 2.1.3**Inference**

In absolute terms, there has been a consistent growth each year in the number of girl students studying at Std XII in DAV schools. However, during the last five years, the percentage of girl students to the overall strength has consistently remained almost flat in a narrow range between 41.23% (2013) and 41.29%(2012), except in 2014 when it had dipped to 40.83%. As in 2015, it is standing at 41.25%.

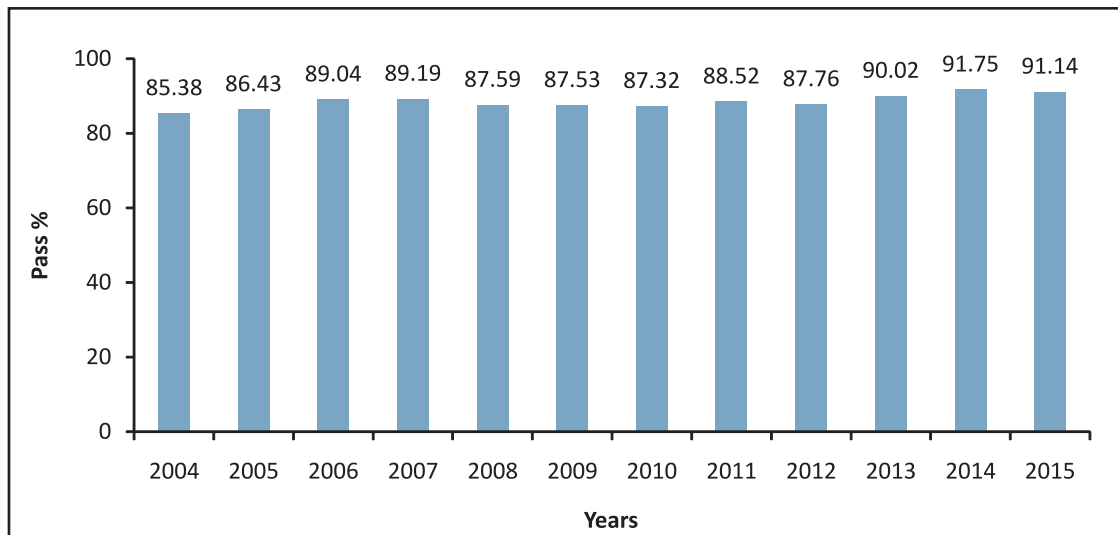
For understanding and assessing the level of present performance, it becomes essential to compare the performance of the past years. Keeping this very principle in mind, the Qualitative Performance Index (QPI) of the past 12 years was compared in order to assess the trend of the growth of DAV Public/Model schools.

Table 2.1.4

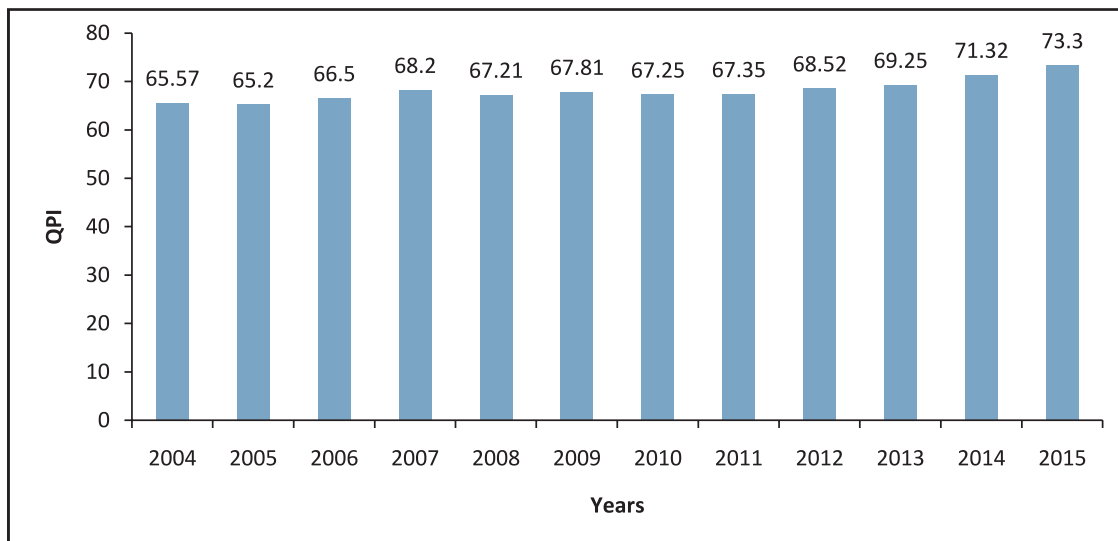
Trends of the Past 12 Years of QPI and Pass Percentage of DAV Public/Model Schools at Senior Secondary Level.

Year	Senior Secondary Level (Std XII)		
	No. of Schools	Pass %	QPI
2004	182	85.38	65.57
2005	201	86.43	65.20
2006	210	89.04	66.50
2007	223	89.19	68.20
2008	238	87.59	67.21
2009	257	87.53	67.81
2010	265	87.32	67.25
2011	286	88.52	67.35
2012	304	87.76	68.52
2013	313	90.02	69.25
2014	331	91.75	71.32
2015	349	91.14	73.30

A Graphical Representation of the Pass Percentage Given in Table 2.1.4



A Graphical Representation of the QPI Given in Table 2.1.4



Inferences

- The number of schools eligible for sending students for CBSE (Std XII) has consistently increased over years, i.e. from 182 schools in 2004 to 349 schools in 2015. As regards the short term span of last five years also, the growth has been consistent though small in absolute numbers, as under:

Year	Number of Schools	Increase over last year
2011	286	21
2012	304	18
2013	313	9
2014	331	18
2015	349	18

- During the last 12 years, the Pass Percentage has improved significantly from 85.38% in 2004, to 91.14% in 2015. During the last three years (2013-15), the Pass Percentage has remained above 90% although vis-à-vis year 2014, there has been a marginal dip in year 2015 as under:

Year	Pass Percentage
2013	90.02%
2014	91.75%
2015	91.14%

- During the last 12 years, the QPI has generally improved in a consistent manner from as low as 65.57 in 2004 to as high as 73.30 in 2015. As regards the short span of last five years, the QPI has consistently improved on a year to year basis as under:

Year	QPI
2011	67.35
2012	68.52
2013	69.25
2014	71.32
2015	73.30

CHAPTER III

Result Profile

The results of the Senior Secondary Examination conducted by the Central Board of Secondary Education (CBSE) for the session 2014-15 were declared in the last week of May 2015. The overall analysis of the CBSE results has revealed that this year too students from DAV Public/Model Schools have fared much better than students appearing from other categories of schools in the CBSE examination, thus, fortifying our faith in DAV system of education.

Analysis of the performance of DAV Public/Model Schools has been undertaken at two levels: **Quantitative** and **Qualitative**. The quantitative analysis reveals the percentage of students who have qualified, out of all the students who had appeared for the same examination. The qualitative analysis reveals the degree of merit of the performance (based on the average score) of an institution.

Quantitative Analysis

The **quantitative** analysis indicates the **percentage** of the total number of students who have qualified the examination conducted by CBSE.

3.1 Quantitative Analysis at Senior Secondary Level (Std XII)

In the session 2014-15, **349** DAV Public/Model Schools sent their students for the Std XII examination. As compared to this, last year students from **331** schools had appeared for the Std XII examination. This indicates an **increase of 18** schools which were upgraded as CBSE affiliated Senior Secondary schools in the year 2015.

In the session 2013-14 at the Senior Secondary level, **41369** students appeared from the DAV Public/Model Schools in the CBSE Board Examination. As compared to that year, **41780** students appeared for this examination in the year 2015. This indicates that this year, **411** more students have appeared for this examination.

Table 3.1.1

Year-wise Comparative Pass % with other Senior Secondary Schools.

Year	DAV Pass %	CBSE Overall Pass %	Prvtly. Mngd. Pass %
2012	87.76	80.19	80.11
2013	90.02	82.10	82.31
2014	91.75	82.66	82.77
2015	91.14	82.00	81.08

The Graphical Representations of Data Shown in Table 3.1.1

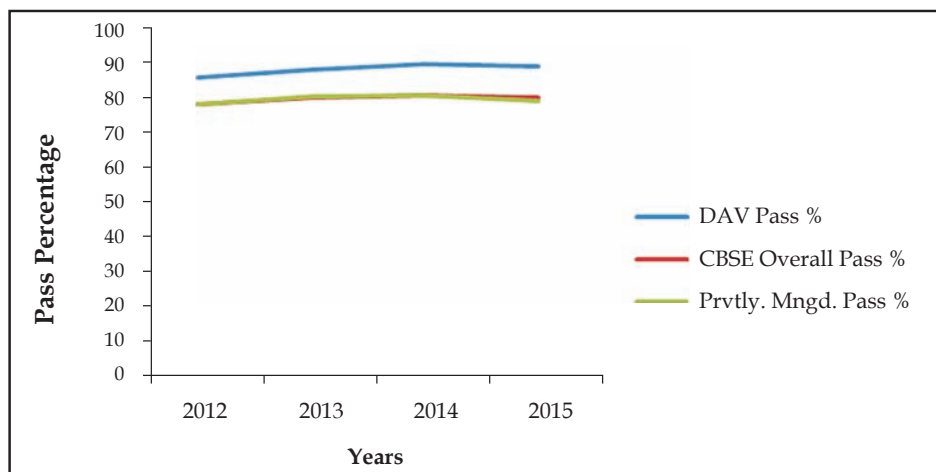
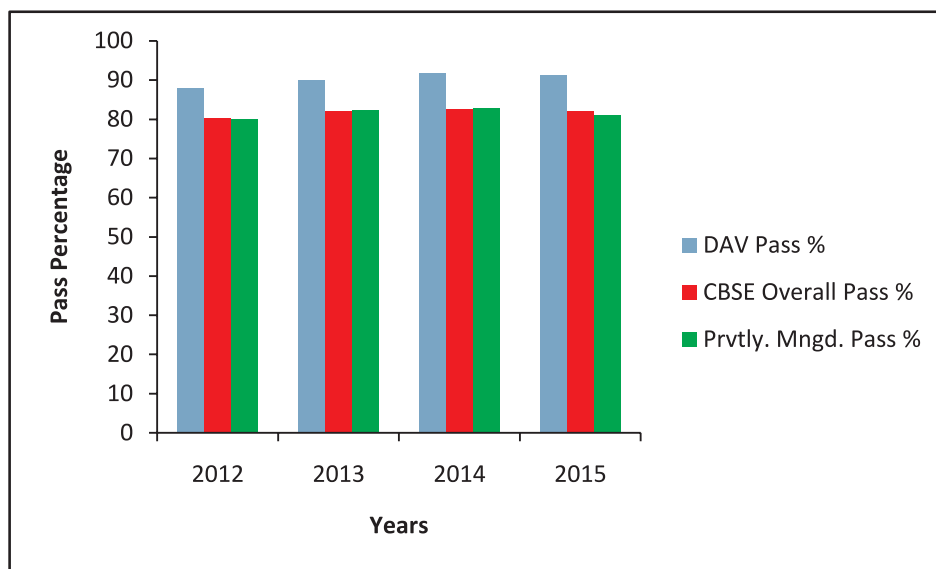
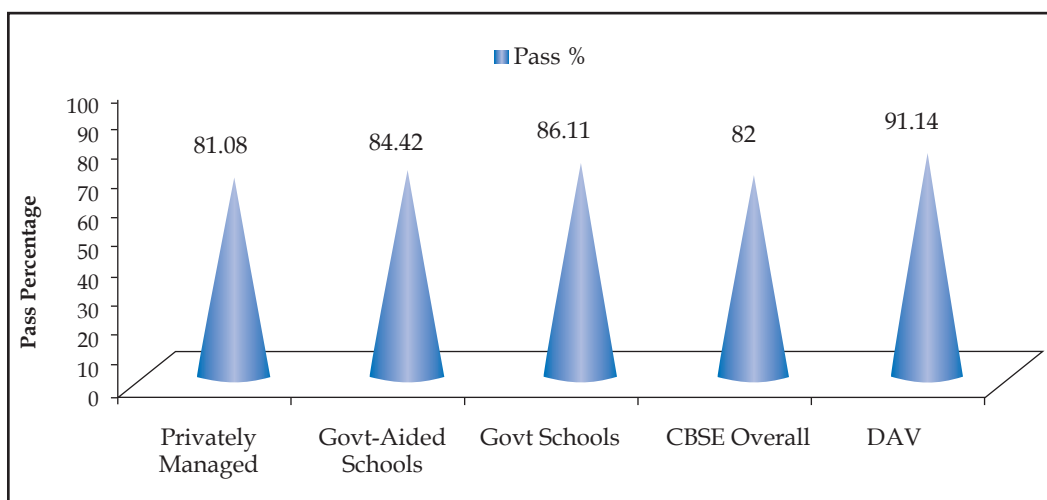


Table 3.1.2

Comparative Pass % with other Senior Secondary Schools in 2015.

Schools	Pass %
Privately Managed	81.08
Govt-Aided Schools	84.42
Govt Schools	86.11
CBSE Overall	82.00
DAV	91.14

The Graphical Representation of Data Shown in Table 3.1.2



Inferences

- Table 3.1.1 indicates that in the last four years the Overall Pass Percentage of DAV Public/Model Schools at Senior Secondary Level is consistently **higher** than the CBSE Overall Percentage and also Privately Managed Schools.

The following table presents the percentage advantage of DAV over CBSE Overall and Privately Managed Schools.

Year	DAV	CBSE Overall	Percentage advantage over CBSE Overall	Privately Managed	Percentage advantage over Privately Managed
	A	B	(A-B)	C	(A-C)
2012	87.76	80.19	7.57	80.11	7.65
2013	90.02	82.10	7.92	82.31	7.71
2014	91.75	82.66	9.09	82.77	8.98
2015	91.14	82.00	9.14	81.08	10.06

More important, vis-a-vis CBSE Overall Pass Percentage, as also the Privately Managed Schools percentage, our advantage over percentage terms is also consistently growing. For example, vis-à-vis CBSE overall, while it was 7.57% in 2012, it increased to 7.92% in 2013, 9.09% in 2014 and last 9.14% in 2015. Similarly, vis-à-vis the Privately Managed Schools, the advantage which was 7.65% in 2012, increased to 7.71% in 2013, 8.98% in 2014 and again a sharp increase to 10.06% in 2015. These are very encouraging indicators, although on standalone basis for our DAV Schools, the Pass Percentage decreased from 91.75% in 2014 to 91.14% in 2015.

- Table 3.1.2 indicates that this year the Overall Pass Percentage of DAV Public/Model Schools at Senior Secondary Level is **higher** than that of all the Privately Managed Schools, Govt-Aided Schools, Govt Schools as well as the Overall Pass Percentage of CBSE Schools.

Qualitative Analysis

The **qualitative** analysis reveals the **degree** of merit of the performance (based on the average score) of an institution.

QPI = (for Std XII)	Grand Total Marks of the Appeared Students
	Total Number of Students x Number of Subjects

3.2 Qualitative Analysis at Senior Secondary Level (Std XII)

The qualitative assessment of DAV Public Schools is based on the average score of each DAV student who appeared in the CBSE Board Examination this year. It can be arrived at by taking the grand total of marks obtained

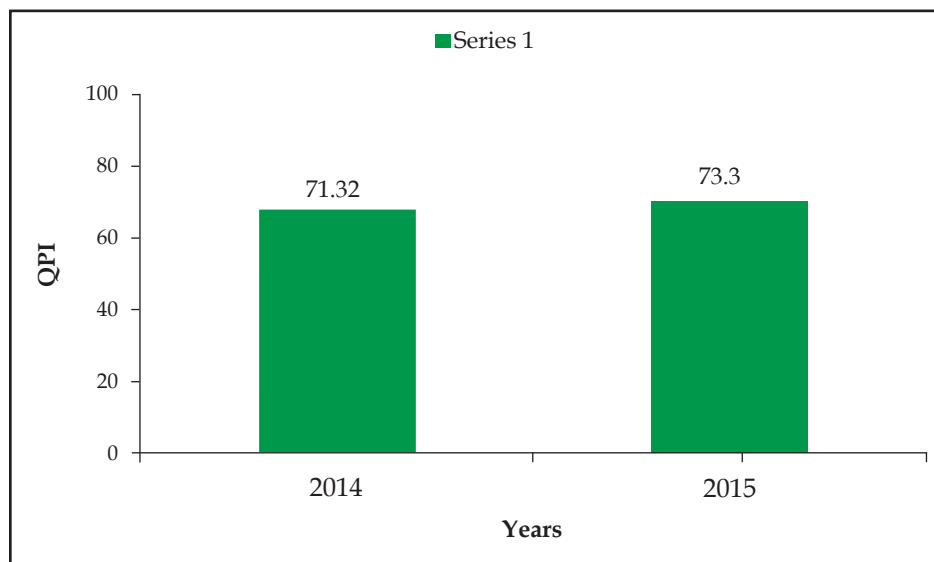
by each DAV student, who took the examination, and dividing it by the product of the total number of DAV students, who took the examination, and the total number of subjects (first five subjects). The score, thus, arrived at, is the **Qualitative Performance Index (QPI)** which indicates the quality of the performance of DAV students of a particular school.

Table 3.2.1

**Qualitative Performance Index (QPI) of DAV Schools
at Senior Secondary Level.**

	QPI of the previous year (2014)	QPI of this year (2015)	Change as compared to previous year
Std XII	71.32	73.30	+1.98

A Graphical Representation of the Data in Table 3.2.1



Inference

The QPI at the Senior Secondary Level has **increased** by **1.98** as compared to the year 2014 showing the **positive increase**.

CHAPTER IV

Zone-wise Analysis

In the previous chapter we have analysed the overall performance of DAV Public/Model Schools. In this chapter we will undertake the zone-wise analysis of quantitative and qualitative performance of DAV Public/Model Schools.

4.1 Zone-wise Quantitative Assessment

The zone-wise quantitative analysis reveals the Pass Percentage of students who appeared for the Std XII CBSE Board Examination. The Pass Percentage of each zone is then compared to the DAV Overall Pass Percentage to indicate its variation from the National Index.

Table 4.1.1

**The Overall DAV Quantitative Performance Index of Std XII
(DAV National Index = 91.14%)**

Zone	Appr	Pass	Fail	Comp	Pass %	Variation from Overall DAV Pass %	Regional Director/ Asstt. Regional Director
AP-A	115	111	0	4	96.52	5.38	Mrs. Seetha Kiran
BR-A	1982	1859	29	94	93.79	2.65	Mr. Indrajeet Rai
BR-B	742	673	20	49	90.70	-0.44	Dr. U. S. Prasad
BR-C	812	696	47	69	85.71	-5.43	Mr. S. K. Jha
BR-D	208	174	11	23	83.65	-7.49	Mr. K. K. Sinha
CH	365	333	11	21	91.23	0.09	-
DEL	4622	4460	45	117	96.50	5.36	-
HP-A	1050	975	16	59	92.86	1.72	Mrs. P. Sofat
HP-B	432	390	22	20	90.28	-0.86	Mrs. Shashi Kiran Gupta
HP-C	394	354	3	37	89.85	-1.29	Mr. S. P. Arora
HP-D	465	432	5	28	92.90	1.76	Dr. (Mrs.) Puneet Bedi
HP-E	89	83	0	6	93.26	2.12	Mrs. Rama Parwan
HR-B	501	435	19	47	86.83	-4.31	Mr. K. L. Khurana
HR-C	928	843	26	59	90.84	-0.3	Mrs. Suman Nijhawan
HR-D	797	670	45	82	84.07	-7.07	Mrs. Madhu Bahl
HR-E	762	600	58	104	78.74	-12.4	Dr. Y. D. Jigyasu
HR-F	1362	1181	56	125	86.71	-4.43	Dr. D. Vidyarthi
JH-A	1098	1012	22	64	92.17	1.03	Mr. L. R. Saini

Zone	Appr	Pass	Fail	Comp	Pass %	Variation from Overall DAV Pass %	Regional Director/ Asst. Regional Director
JH-B	2752	2597	47	108	94.37	3.23	Dr. T. P. Pati
JH-C	3065	2961	23	81	96.61	5.47	Dr. K. C. Srivastava
JH-D	2218	2039	43	136	91.93	0.79	Mrs. Urmila Singh
JH-E	319	270	17	32	84.64	-6.5	Dr. B. P. Yadav
MH-A	208	203	0	5	97.60	6.46	Dr. H. K. Mohanty
MH-B	952	936	1	15	98.32	7.18	Mr. Jose Kurian
MP-A	436	411	5	20	94.27	3.13	Mr. Prashant Kumar
MP-B	664	631	5	28	95.03	3.89	Mr. S. K. Rai
NCR	2719	2492	74	153	91.65	0.51	-
OR-A	728	689	8	31	94.64	3.5	Mr. L. N. Pradhan
OR-B	1461	1424	6	31	97.47	6.33	Dr. K. C. Satpathy
PB-A	835	743	37	55	88.98	-2.16	Dr. (Mrs.) Neelam Kamra
PB-B	2030	1773	76	181	87.34	-3.8	Mrs. P. P. Sharma
PB-C	1224	1042	61	121	85.13	-6.01	Mr. Vijay Kumar
PB-D	870	700	51	119	80.46	-10.68	Dr. B. B. Sharma
RJ-A	128	103	9	16	80.47	-10.67	Mr. M. L. Goel
RJ-B	822	745	38	39	90.63	-0.51	Dr. Rajesh Kumar
RJ-C	234	182	25	27	77.78	-13.36	Mr. Ashok Kumar Sharma
SA-A	81	81	0	0	100.00	8.86	Mrs. Minoo Aggarwal
UP-A	1610	1222	185	203	75.90	-15.24	Dr. S. Marriya
UP-B	330	310	3	17	93.94	2.8	Dr. Vijender Singh
WB-A	1370	1245	65	60	90.88	-0.26	Mrs. Papiya Mukherjee
TOTAL	41780	38080	1214	2486			

Inference

This year 20 zones have shown negative variation from DAV Pass Percentage, i.e. DAV National Index of 91.14%, which is still an area of concern.

4.2 Zone-wise Qualitative Assessment

The qualitative performance of each zone indicates the quality of performance of the schools in the CBSE Board Examination at Senior Secondary Level. The score, thus, arrived at is known as the **Qualitative Performance Index (QPI)** of that zone.

Categories at Senior Secondary Level

Five Categories have been devised on the basis of which the qualitative performance of all the DAV Public/Model Schools is assessed, and accordingly the schools are placed in the said categories.

Categories of Qualitative Performance for the Senior Secondary Level (Std XII)

< 55	55 to < 60	60 to <70	70 to < 80	≥ 80
Needs Improvement	Satisfactory	Good	Very Good	Outstanding

Table 4.2.1

The Overall DAV Qualitative Performance Index of Std XII (DAV National QPI = 73.30)

Sr. No.	Zone	Total Schools	QUALITATIVE PERFORMANCE INDEX OF SCHOOLS					QPI of the Zone	Regional Director/ Assistant Regional Director
			<55	55 to <60	60 to <70	70 to <80	≥ 80		
			Needs Improvement	Satisfactory	Good	Very Good	Outstanding		
1	SA-A	1	0	0	0	0	1	86.33	Mrs. Minoo Aggarwal
2	OR-B	13	0	1	2	6	4	81.26	Dr. K. C. Satpathy
3	MH-B	5	0	0	0	2	3	80.94	Mr. Jose Kurian
4	AP-A	3	0	0	0	2	1	80.85	Mrs. Seetha Kiran
5	MH-A	5	0	0	1	2	2	77.97	Dr. H. K. Mohanty
6	DEL	22	0	0	4	12	6	77.64	-
7	BR-A	5	0	0	2	2	1	76.55	Mr. Indrajeet Rai

Sr. No.	Zone	Total Schools	QUALITATIVE PERFORMANCE INDEX OF SCHOOLS					QPI of the Zone	Regional Director/ Assistant Regional Director
			<55	55 to <60	60 to <70	70 to <80	≥ 80		
			Needs Improvement	Satisfactory	Good	Very Good	Outstanding		
8	HP-A	13	1	0	2	8	2	75.71	Mrs. P. Sofat
9	RJ-B	3	0	0	1	2	0	74.97	Dr. Rajesh Kumar
10	UP-B	2	0	0	0	2	0	74.66	Dr. Vijender Singh
11	PB-A	5	0	0	3	1	1	74.45	Dr. (Mrs.) Neelam Kamra
12	NCR	17	0	1	5	10	1	74.18	-
13	JH-B	17	0	2	5	10	0	74.12	Dr. T. P. Pati
14	HP-E	3	0	1	0	2	0	73.86	Mrs. Rama Parwan
15	HP-C	6	0	0	1	4	1	73.62	Mr. S. P. Arora
16	WB-A	11	1	0	2	5	3	73.00	Mrs. Papiya Mukherjee
17	MP-B	10	0	0	2	8	0	72.89	Mr. S. K. Rai
18	MP-A	11	0	0	3	8	0	72.79	Mr. Prashant Kumar
19	OR-A	12	0	2	4	6	0	72.56	Mr. L. N. Pradhan
20	HP-B	8	0	0	3	3	2	72.55	Mrs. Shashi Kiran Gupta
21	HP-D	5	0	0	2	3	0	72.46	Dr. (Mrs.) Puneet Bedi
22	PB-B	17	0	0	9	6	2	72.46	Mrs. P. P. Sharma
23	JH-C	17	0	0	9	7	1	72.02	Dr. K. C. Srivastava
24	HR-C	8	0	1	3	3	1	71.87	Mrs. Suman Nijhawan

Sr. No.	Zone	Total Schools	QUALITATIVE PERFORMANCE INDEX OF SCHOOLS					QPI of the Zone	Regional Director/ Assistant Regional Director
			<55	55 to <60	60 to <70	70 to <80	≥ 80		
			Needs Improvement	Satisfactory	Good	Very Good	Outstanding		
25	HR-B	8	0	0	5	3	0	71.82	Mr. K. L. Khurana
26	JH-D	14	0	1	5	8	0	71.63	Mrs. Urmila Singh
27	BR-B	9	0	0	4	5	0	71.41	Dr. U. S. Prasad
28	BR-C	12	0	0	7	4	1	71.16	Mr. S. K. Jha
29	JH-A	12	0	0	8	4	0	70.78	Mr. L. R. Saini
30	HR-F	12	1	0	7	4	0	70.50	Dr. D. Vidyarthi
31	PB-C	14	0	0	8	5	1	70.49	Mr. Vijay Kumar
32	CH	2	0	0	1	1	0	70.40	-
33	HR-D	10	0	1	4	5	0	70.40	Mrs. Madhu Bahl
34	BR-D	2	0	0	1	1	0	69.72	Mr. K. K. Sinha
35	PB-D	6	0	1	2	3	0	69.04	Dr. B. B. Sharma
36	RJ-A	3	0	0	2	1	0	68.10	Mr. M. L. Goel
37	JH-E	4	0	1	1	2	0	67.93	Dr. B. P. Yadav
38	RJ-C	1	0	0	1	0	0	66.75	Mr. Ashok Kumar Sharma
39	HR-E	5	0	0	5	0	0	66.47	Dr. Y. D. Jigyasu
40	UP-A	16	1	3	9	2	1	64.22	Dr. S. Marriya
	TOTAL	349	4	15	133	162	35		
	PERCENTAGE		1.15%	4.3%	38.11%	46.42%	10.03%		

Inferences

- Out of 349 Schools, 35 schools are in Outstanding Category, 162 schools are in Very Good Category, 133 schools are in Good Category, 15 schools are in Satisfactory Category and 4 schools are in Needs Improvement Category.
- Out of the 4 Schools in the Needs Improvement Category, 02 schools are those which were in this category last year also and 02 are those which have come down from the Good Category to Needs Improvement Category.
- In terms of percentage 10.03% schools are in Outstanding Category, 46.42% schools are in Very Good Category, 38.11% schools are in Good Category, 4.3% schools are in Satisfactory Category and 1.15% schools come under Needs Improvement Category.

A Pie Diagram Representing the Percentage of Schools Falling in Different Categories as Per Table 4.2.1

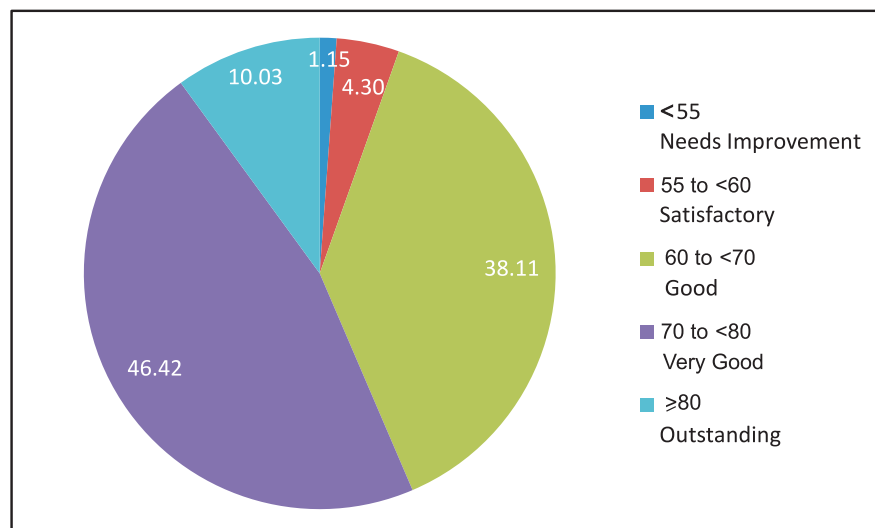


Table 4.2.2**Comparative Performance of Schools at Senior Secondary Level**

Year	Total No. of Schools	Number of Schools in Each Category				
		Needs Improvement	Satisfactory	Good	Very Good	Outstanding
2012	304	21	45	147	81	10
2013	313	20	34	149	93	17
2014	331	18	17	136	141	19
2015	349	4	15	133	162	35

Inference

As seen above, during the last four years, there is seen a **progressive increase** in the number of schools coming under the 'Very Good' and 'Outstanding' category. For example, the number of schools in 'Outstanding' category have progressively gone up from 10 in 2012 to 35 in 2015, a percentage increase of 250%. Similarly, the number of schools in 'Very Good' category have increased from 81 in 2012 to 162 in 2015, a percentage increase of 100%. Consequently, the number of schools in 'Needs Improvement' category have decreased significantly from 21 in 2012 to 4 in 2015, i.e. a percentage decrease of 80.95%. Similarly, the number of schools in 'Satisfactory' category have decreased from 45 in 2012 to 15 in 2015, showing a percentage decrease of 66.67%.

CHAPTER V

Zone-wise Performance of Students

This chapter reveals information about the performance of students of Std XII on the basis of percentage of aggregate marks obtained by them.

All the students, who have passed the Std XII Examination, have been slotted in the ranges given below as per the aggregate marks obtained by them.

- **75% & Above**
- **60% to 74.99%**
- **45% to 59.99%**
- **33% to 44.99%**
- **Below 33%**

This information as presented in the Table 5.1 holds special significance for all the zones. It is obligatory for every Zone to prepare a comparative data of the performances of the previous years with that of this year and then explore possibilities of improvement while preparing a specific plan of action.

Table 5.1

Zone-wise Profile of DAV Students on the Basis of Aggregate Marks at the Senior Secondary Level(Std XII)

Zone	Appr	Pass	Pass Percentage	Comp.	Fail	33% to 44.99%	45% to 59.99%	60% to 74.99%	75% & Above
SA-A	81	81	100	0	0	0	0	10	71
MH-B	952	936	98.32	15	1	0	15	219	702
MH-A	208	203	97.60	5	0	0	11	62	130
OR-B	1461	1424	97.47	31	6	0	43	302	1079
JH-C	3065	2961	96.61	81	23	5	410	1256	1290
AP-A	115	111	96.52	4	0	0	0	31	80
DEL	4622	4460	96.50	117	45	1	277	1411	2771
MP-B	664	631	95.03	28	5	0	58	279	294
OR-A	728	689	94.64	31	8	0	83	311	295
JH-B	2752	2597	94.37	108	47	1	245	1004	1347
MP-A	436	411	94.27	20	5	0	36	184	191

Zone	Appr	Pass	Pass Percentage	Comp.	Fail	33% to 44.99%	45% to 59.99%	60% to 74.99%	75% & Above
UP-B	330	310	93.94	17	3	0	17	131	162
BR-A	1982	1859	93.79	94	29	0	118	599	1142
HP-E	89	83	93.26	6	0	0	4	45	34
HP-D	465	432	92.90	28	5	0	42	201	189
HP-A	1050	975	92.86	59	16	0	44	327	604
JH-A	1098	1012	92.17	64	22	5	159	410	438
JH-D	2218	2039	91.93	136	43	2	252	887	898
NCR	2719	2492	91.65	153	74	3	193	889	1407
CH	365	333	91.23	21	11	1	50	135	147
WB-A	1370	1245	90.88	60	65	3	153	406	683
HR-C	928	843	90.84	59	26	0	138	292	413
BR-B	742	673	90.70	49	20	0	66	296	311
RJ-B	822	745	90.63	39	38	0	71	211	463
HP-B	432	390	90.28	20	22	0	28	152	210
HP-C	394	354	89.85	37	3	0	25	139	190
PB-A	835	743	88.98	55	37	0	52	226	465
PB-B	2030	1773	87.34	181	76	0	158	675	940
HR-B	501	435	86.83	47	19	0	45	159	231
HR-F	1362	1181	86.71	125	56	5	149	463	564
BR-C	812	696	85.71	69	47	0	66	286	344
PB-C	1224	1042	85.13	121	61	1	131	402	508
JH-E	319	270	84.64	32	17	1	42	120	107
HR-D	797	670	84.07	82	45	0	59	288	323
BR-D	208	174	83.65	23	11	0	16	89	69
RJ-A	128	103	80.47	16	9	0	16	44	43
PB-D	870	700	80.46	119	51	0	88	275	337
HR-E	762	600	78.74	104	58	0	90	274	236
RJ-C	234	182	77.78	27	25	0	27	61	94
UP-A	1610	1222	75.90	203	185	4	237	526	455
TOTAL	41780	38080	-	2486	1214	32	3714	14077	20257
PERCENTAGE		-	91.14%	5.95%	2.91%	0.08%	9.75%	36.97%	53.20%

Inference

The Table 5.1 indicates that of all DAV students who successfully passed the Std XII CBSE Examination–

- **90.16%** students have scored in aggregate **above 60%** marks.
- **53.20%** students have scored **75% and above** marks in aggregate.

CHAPTER VI

Performance Analysis: Subject-wise

This chapter deals with the subject-wise analysis of the performance of DAV Public/Model Schools. This will help us to know the overall academic standards at the subject level and thus, enable the schools to locate their areas of strengths and weaknesses, and take appropriate action. For the year 2015, we have done subject-wise analysis of students' performance in each zone. This data will be helpful to DAV CMC to plan their PEP (Performance Enhancement Programme) workshops for the teachers teaching the subjects in which the performance of the students has not been found satisfactory.

6.1 Subject-wise Analysis at Senior Secondary Level

DAV Public/Model Schools offer a myriad of options to their students at the Senior Secondary level. The students, as per their aptitude and interest, may opt for subjects, such as Mathematics, Physics, Chemistry, Biology, Biotechnology, Engineering Drawing, English/Hindi Core and Elective, Sanskrit, Regional Languages, History, Geography, Psychology, Accountancy, Physical Education, Painting, Sculpture, Informatics Practices, Computer Science, Entrepreneurship, Music(Vocal, Instrumental, Percussion), Textile Science, Design & Pattern Making, Clothing Construction, Basic Design, Dyeing & Printing, IT Systems, Business Data Pro, etc. For carrying out the subject analysis, subjects commonly opted by the students in a particular stream have been grouped together as 'Language and Science', 'Commerce and Humanities' and 'Other Subjects'.

The Tables 6.1.1, 6.1.2, 6.1.3 reflect the qualitative performance of all the zones in the major subjects at Senior Secondary level. This in-depth analysis of each zone's performance clearly pinpoints the areas in which their performance has suffered a setback or the areas in which their efforts have been successful.

Table 6.1.1

Subject-wise Qualitative Performance at Sr. Sec. Level: 2015
Languages & Science

	English Core	Func. English	Maths	Physics	Chem- istry	Biology	Bio- tech.	Engg Draw.
Subject Code	301	101	041	042	043	044	045	046
DAV QPI	78.19	67.75	63.34	72.80	76.02	79.91	80.14	89.88
AP-A	86.32	--	70.10	79.39	76.26	88.18	87.00	--
BR-A	80.47	--	67.77	75.86	77.88	83.17	--	--
BR-B	77.74	--	62.81	70.97	71.83	77.39	--	--
BR-C	74.93	--	62.81	67.33	71.17	73.98	--	--
BR-D	77.56	--	57.78	63.04	65.11	73.03	--	--
CH	76.04	--	56.34	71.19	72.95	79.18	--	--
DEL	85.93	--	67.06	77.57	81.55	76.61	80.40	90.43
HP-A	79.58	--	58.84	70.91	77.81	81.72	--	--
HP-B	78.85	--	61.86	73.79	78.37	76.06	--	--
HP-C	79.33	--	56.86	72.35	73.11	81.38	--	--
HP-D	73.10	--	59.87	72.22	77.54	82.29	82.50	75.33
HP-E	79.72	--	51.88	70.27	73.07	72.08	--	--
HR-B	75.11	--	56.14	70.77	72.57	78.16	--	--
HR-C	69.97	--	66.88	75.10	78.10	85.24	--	--
HR-D	74.71	--	57.16	68.61	74.15	79.24	--	--
HR-E	72.95	--	48.56	67.37	70.27	78.17	--	--
HR-F	72.22	--	55.32	70.65	74.76	78.87	--	--
JH-A	76.21	--	62.18	69.94	74.10	82.61	--	--
JH-B	80.21	--	66.32	74.65	74.15	83.31	77.97	--
JH-C	75.37	--	64.85	72.06	76.25	79.38	72.38	--
JH-D	78.16	49.00	63.32	70.50	73.56	78.49	--	--
JH-E	73.83	--	52.49	67.02	70.22	75.81	--	--
MH-A	80.05	--	74.20	76.91	82.12	86.15	--	--
MH-B	87.80	--	70.86	77.70	81.84	87.65	--	--
MP-A	76.98	--	59.59	72.61	73.49	81.49	--	--
MP-B	76.43	--	61.41	70.52	75.53	76.16	--	--
NCR	78.07	--	64.37	74.16	78.36	83.51	67.00	--
OR-A	79.88	--	59.80	73.34	75.19	80.51	--	--
OR-B	86.50	--	69.44	80.90	83.77	88.06	--	--
PB-A	78.07	--	59.68	68.09	76.29	83.95	--	--
PB-B	77.51	--	59.49	71.40	73.18	77.80	85.63	--
PB-C	72.83	68.07	52.32	69.99	73.43	76.88	--	--
PB-D	69.77	--	55.08	70.24	74.94	81.32	--	--
RJ-A	74.93	--	57.37	64.01	66.04	62.44	--	--
RJ-B	79.18	--	65.69	74.11	78.80	80.50	--	--
RJ-C	68.62	--	56.09	68.10	71.96	74.70	--	--

SA-A	92.10	--	78.58	85.73	89.53	90.67	--	--
UP-A	70.07	--	56.09	65.44	69.24	72.60	--	--
UP-B	82.07	--	65.27	75.57	76.85	79.44	--	--
WB-A	78.21	--	61.81	71.66	74.70	72.74	--	--

Inference

The above table shows that AP-A, BR-A, MH-A, MH-B, OR-B, RJ-B and SA-A have done well in most of the subjects mentioned above.

Table 6.1.2

Subject-wise Qualitative Performance at Sr. Sec. Level: 2015 Commerce & Humanities

	History	Pol. Sc.	Geog.	Eco.	Business Studies	Accountancy	Phy. Ed.	Painting
Subject Code	27	28	29	30	54	55	48	49
DA QPI	71.92	65.99	80.97	60.99	74.05	69.39	77.61	85.24
AP-A	--	66.50	--	76.00	86.65	90.90	84.86	--
BR-A	88.45	82.24	87.85	63.61	77.56	69.14	86.47	--
BR-B	72.00	49.00	71.00	60.80	72.79	63.96	77.75	--
BR-C	60.03	57.03	75.74	56.92	75.40	63.08	76.14	--
BR-D	--	--	--	59.58	67.47	61.14	81.73	--
CH	84.71	82.64	--	56.07	69.81	65.43	73.55	78.38
DEL	77.53	76.35	84.80	71.38	79.60	77.37	75.46	77.48
HP-A	85.90	--	85.02	66.62	77.83	69.77	83.11	--
HP-B	--	--	--	54.21	68.40	58.05	80.07	--
HP-C	--	--	--	53.25	63.39	69.91	80.18	--
HP-D	--	62.89	--	58.57	72.51	71.81	77.27	--
HP-E	--	--	--	--	--	--	84.26	--
HR-B	67.67	58.50	81.00	58.28	72.55	70.27	75.90	--
HR-C	63.09	52.13	75.05	61.25	78.94	73.46	77.52	--
HR-D	--	65.06	--	52.56	71.31	65.11	79.43	--
HR-E	55.00	61.30	72.84	46.29	63.08	61.19	72.31	81.05
HR-F	65.70	49.57	--	58.90	71.91	69.46	77.18	86.19
JH-A	71.40	77.60	--	57.25	72.34	63.64	74.98	77.09
JH-B	71.33	60.61	71.52	60.21	79.13	68.93	77.88	84.98
JH-C	77.25	72.22	93.40	55.31	73.71	63.83	78.88	87.99
JH-D	68.22	60.78	82.11	59.73	73.22	65.21	76.48	84.94
JH-E	87.33	--	86.00	47.78	63.14	57.81	78.46	--
MH-A	--	--	--	64.10	77.46	76.32	83.44	--

MH-B	--	--	91.26	68.41	81.31	88.37	83.53	--
MP-A	79.80	68.00	82.00	61.54	77.17	72.30	77.88	--
MP-B	84.60	49.80	--	68.01	71.28	70.19	77.35	--
NCR	79.01	69.62	76.98	61.60	75.49	71.16	77.26	87.59
OR-A	67.67	--	69.00	58.74	73.72	63.41	75.22	88.00
OR-B	--	--	--	75.78	80.01	72.94	86.27	--
PB-A	72.92	67.18	94.50	64.78	73.09	70.20	73.83	84.60
PB-B	63.24	51.37	79.27	59.91	74.86	69.00	78.55	84.71
PB-C	66.19	60.18	75.21	58.46	69.85	69.59	76.41	--
PB-D	68.77	53.47	--	49.90	70.49	70.67	73.51	82.56
RJ-A	--	--	--	49.73	66.32	66.73	80.21	--
RJ-B	--	--	--	64.40	73.24	69.98	80.22	--
RJ-C	63.47	--	55.12	52.20	74.08	64.18	69.29	--
SA-A	--	--	--	76.77	95.73	85.73	--	--
UP-A	52.17	--	--	41.68	56.99	57.19	69.01	86.50
UP-B	--	--	--	55.73	73.08	70.01	80.13	--
WB-A	69.79	73.57	80.52	69.17	79.27	73.38	71.21	87.25

Inference

Table 6.1.2 shows that AP-A, HP- A, MH-A, MH-B, MP-A, OR-B and SA-A have done well in most subjects mentioned above.

Table 6.1.3

Subject-wise Qualitative Performance at Sr. Sec. Level: 2015 Other Subjects

	Info. Prac.	Multimedia & Web	Comp. Sc.	Hindi Elective	Hindi Core	Sanskrit Core	Home Sc.	Entrepreneurship
Subject Code	065	067	083	002	302	322	064	066
DAV QPI	78.62	75.23	76.49	69.28	67.81	71.99	72.65	69.28
AP-A	91.71	--	75.90	--	--	--	--	--
BR-A	73.84	--	61.72	--	80.68	--	--	--
BR-B	62.97	--	62.83	--	68.04	69.50	--	--
BR-C	88.99	--	54.71	62.00	76.92	--	--	--
BR-D	--	--	--	--	--	--	--	--
CH	--	78.32	75.57	--	50.61	--	66.09	--
DEL	73.60	73.87	83.01	64.66	62.86	--	75.01	72.34
HP-A	89.19	--	57.49	--	61.00	--	--	73.52
HP-B	81.30	--	--	--	--	--	--	--

HP-C	84.51	--	75.00	--	--	--	--	--
HP-D	89.00	--	77.14	--	65.74	--	--	--
HP-E	--	--	--	--	--	--	--	--
HR-B	86.77	--	--	--	67.98	--	61.33	--
HR-C	--	--	69.16	71.15	61.84	78.00	--	--
HR-D	78.00	--	71.71	--	68.25	--	--	--
HR-E	84.85	--	--	--	47.60	--	--	--
HR-F	83.89	--	61.26	--	57.12	--	--	--
JH-A	70.93	54.00	72.55	--	66.31	--	--	--
JH-B	73.54	81.16	78.50	--	71.90	69.98	--	69.62
JH-C	78.30	--	69.05	86.07	68.54	84.95	--	64.20
JH-D	82.90	71.77	67.07	76.77	71.12	65.49	--	58.00
JH-E	--	--	--	--	66.43	--	--	--
MH-A	79.47	--	83.11	--	81.28	--	--	--
MH-B	88.86	--	80.60	--	--	--	--	72.41
MP-A	81.34	--	71.37	--	69.40	81.38	--	--
MP-B	83.07	--	78.82	--	73.85	74.93	--	--
NCR	78.69	90.38	76.66	--	58.94	--	76.86	--
OR-A	--	--	76.23	65.00	61.55	--	--	--
OR-B	--	--	84.33	--	--	--	--	--
PB-A	80.50	64.24	54.00	--	--	--	--	--
PB-B	78.96	--	77.40	--	58.00	--	44.31	40.40
PB-C	84.57	--	47.25	--	62.23	--	--	--
PB-D	70.75	--	55.00	50.00	54.85	--	54.68	--
RJ-A	67.33	--	--	--	--	--	--	--
RJ-B	76.09	--	67.81	--	--	--	86.10	--
RJ-C	77.33	--	--	--	--	--	--	--
SA-A	--	--	84.55	--	--	--	--	--
UP-A	73.47	--	79.59	74.42	61.90	--	63.83	67.71
UP-B	82.18	--	77.28	--	68.12	--	80.26	--
WB-A	--	81.67	77.22	--	61.67	--	--	64.79

Inference

The above table shows that **MH-A, MH-B, MP-B** and **UP-B** zones have done well in most of the subjects mentioned above.

CHAPTER VII

The Pride of DAV

A. The Achievers at National Level

A ranking of the best three schools at the national level in the year 2015 has been done keeping in view the **Qualitative Performance Index** and also the **number of students** at the Senior Secondary level. *(It has been felt that to compare a school with a student strength, for example, of 40 students with a school having more than 200 students at the Senior Secondary Level will not be doing justice to either of them.)*

The schools have been placed in six groups, keeping the students' strength in view. This has been done to promote fair and healthy competition among our schools.

The schools are awarded '**Pride of DAV**' certificates under the signatures of the President, DAV College Managing Committee.

7.1 Senior Secondary Level

Table 7.1.1

(Group-I) Students' Strength: 401 and Above

Number of Schools: 14

Total Number of Students: 7337

Rank	School Code	Name of the School	QPI	Zone	Principal
I	08423	DAV Model School Durgapur Burdwan West Bengal	83.71	WB-A	Mrs. Papiya Mukherjee
II	65392	Kulachi Hansraj Model School Ashok Vihar Delhi	81.60	DEL	Mrs. Sneh Verma
III	08240	DAV Public School B S E B Colony Patna Bihar	81.13	BR-A	-

Table 7.1.2**(Group-II) Students' Strength: 321-400****Number of Schools: 9****Total Number of Students: 3201**

Rank	School Code	Name of the School	QPI	Zone	Principal
I	04100	DAV Public School Sector 14 Gurgaon Haryana	86.94	NCR	Mrs. Aparna Erry
II	08378	DAV Public School Chandrasekharpur Bhubaneswar Odisha	85.01	OR-B	Dr. K.C. Satapathy
III	65026	DAV Public School Sreshtha Vihar Delhi	84.88	DEL	Mrs. Prem Lata Garg

Table 7.1.3**(Group-III) Students' Strength: 241-320****Number of Schools: 21****Total Number of Students: 5821**

Rank	School Code	Name of the School	QPI	Zone	Principal
I	04583	DAV Public School B R S Nagar Ludhiana Punjab	85.53	PB-B	Mrs. Jaswinder K. Sidhu
II	08305	DAV Public School Unit VIII Bhubaneswar Odisha	84.55	OR-B	Dr. (Mrs.) Bhagayabati Nayak
III	04381	DAV Sr. Sec. Public School Lakkar Bazar Shimla Himachal Pradesh	81.48	HP-A	Mrs. Kamna Beri

Table 7.1.4**(Group-IV) Students' Strength: 161-240****Number of Schools: 44****Total Number of Students: 8333**

Rank	School Code	Name of the School	QPI	Zone	Principal
I	06863	DAV Public School Pune Maharashtra	85.05	MH-B	Mrs. C.V. Madhavi
II	09703	DAV Public School Pokhariput BBSR Odisha	83.23	OR-B	Ms. Sujata Sahu
III	06842	DAV Public School New Panvel Navi Mumbai Maharashtra	82.37	MH-B	Mrs. Jayashree Khandekar

Table 7.1.5**(Group-V) Students' Strength: 81-160****Number of Schools: 85****Total Number of Students: 9662**

Rank	School Code	Name of the School	QPI	Zone	Principal
I	07052	DAV Public School Velachery Chennai Tamil Nadu	86.33	SA-A	Mrs. Minoo Aggarwal
II	04350	DAV Public School Sector- IV New Shimla Himachal Pradesh	82.58	HP-A	Mrs. Anuradha Sharma
III	04344	Dayanand Public School The Mall Shimla Himachal Pradesh	80.86	HP-B	Mrs. Shashi Kiran Gupta

Table 7.1.6**(Group-VI) Students' Strength: 80 and Below****Number of Schools: 176****Total Number of Students: 7426**

Rank	School Code	Name of the School	QPI	Zone	Principal
I	06074	DAV Public School R K Puram Hyderabad Tamil Nadu	84.90	AP-A	Mrs. Seetha Kiran
II	09910	DAV Public School DVC MTPS Bankura West Bangal	84.88	WB-A	Mr. S.K. Sinha
III	04386	DAV A Vidya Niketan Darlaghat Arki Solan Himachal Pradesh	84.79	HP-B	Mr. Ajay Kumar Sharma

Inference

The Schools as mentioned in Tables 7.1.1 to 7.1.6 have done well and bagged the first three positions in various categories.

B. Special Applause

Ranking of the best three schools at the national level, in each group, at Senior Secondary level has been done in this Chapter. Under Special Applause, we will deal with the DAV Public/Model Schools, who have **maintained the ranks for three consecutive years** at the national level. The Principals of these schools deserve **special applause**.

7.2 Senior Secondary Level

The following schools have either secured first, second or third position in the last three years at the Senior Secondary level.

Table 7.2.1

Rank	CBSE Code	Name of the School	Principal	Year	Students' Strength
I	04100	DAV Public School Sector 14 Gurgaon Haryana	Mrs. Anita Makkar	2013	241 and Above (Group-I)
II	04100	DAV Public School Sector 14 Gurgaon Haryana	Mrs. Anita Makkar	2014	241 and Above (Group-I)
I	04100	DAV Public School Sector 14 Gurgaon Haryana	Mrs. Aparna Erry	2015	321-400 (Group-II)

Table 7.2.2

Rank	CBSE Code	Name of the School	Principal	Year	Students' Strength
II	08378	DAV Public School Chandrasekharapur Bhubaneswar Odisha	Dr. K. C. Satapathy	2013	241 and Above (Group-I)
I	08378	DAV Public School Chandrasekharapur Bhubaneswar Odisha	Dr. K. C. Satapathy	2014	241 and Above (Group-I)
II	08378	DAV Public School Chandrasekharapur Bhubaneswar Odisha	Dr. K. C. Satapathy	2015	321-400 (Group-II)

Table 7.2.3

Rank	CBSE Code	Name of the School	Principal	Year	Students' Strength
III	04583	DAV Public School BRS Nagar Ludhiana Punjab	Mrs. Jaswinder K. Sidhu	2013	121-240 (Group-II)
II	04583	DAV Public School BRS Nagar Ludhiana Punjab	Mrs. Jaswinder K. Sidhu	2014	121-240 (Group-II)
I	04583	DAV Public School BRS Nagar Ludhiana Punjab	Mrs. Jaswinder K. Sidhu	2015	241-320 (Group-III)

Table 7.2.4

Rank	CBSE Code	Name of the School	Principal	Year	Students' Strength
II	09703	DAV Public School Pokhariput BBSR Odisha	Ms. Sujata Sahu	2013	41-120 (Group-II)
I	09703	DAV Public School Pokhariput BBSR Odisha	Ms. Sujata Sahu	2014	121-240 (Group-II)
II	09703	DAV Public School Pokhariput BBSR Odisha	Ms. Sujata Sahu	2015	161-240 (Group-IV)

Table 7.2.5

Rank	CBSE Code	Name of the School	Principal	Year	Students' Strength
II	07052	DAV Public School Velachery Chennai Tamil Nadu	Mrs. Minoo Aggarwal	2013	41-120 (Group-III)
I	07052	DAV Public School Velachery Chennai Tamil Nadu	Mrs. Minoo Aggarwal	2014	41-120 (Group-III)
I	07052	DAV Public School Velachery Chennai Tamil Nadu	Mrs. Minoo Aggarwal	2015	81-160 (Group-V)

CHAPTER VIII

Legion of Merit Performers

The best four students (at the best three positions), who have scored the highest aggregate marks in the Senior Secondary Examination of the CBSE Board, have been selected for the Section 8.1 of this Chapter. The placement of rank holders at the Senior Secondary level has been done stream-wise in accordance with the aggregate marks in that particular stream in Section 8.2.1, 8.2.2, 8.2.3 and 8.2.4.

The entire DAV Organisation feels proud of these students. Each of these Meritorious students and Toppers have received a **Letter of Applause** from the President, DAV CMC.

8.1 Meritorious Students (Std XII)



GURWINDER SINGH SAINI

Police DAV Public School Jalandhar Cantt Punjab

98.80%

(First position among all the DAV students)



NAMRATA MOHANTY

DAV Public School Unit VIII
Bhubaneswar Odisha



NAMIT SONI

Police DAV Public School
Jalandhar Cantt Punjab

98.60%

(Second position among all the DAV students)



ABHISHEK SAHOO

DAV Public School Pokhariput BBSR Odisha

98.40%

(Third position among all the DAV students)

8.2 Stream-wise DAV Toppers (Std XII)

Table 8.2.1

Science Stream

Position	Name of the School	Student	Marks	Percentage
I	Police DAV Public School Jalandhar Cantt Punjab	Gurwinder Singh Saini	494	98.80
II	Police DAV Public School Jalandhar Cantt Punjab	Namit Soni	493	98.60
II	DAV Public School Unit VIII Bhubaneswar Odisha	Namrata Mohanty	493	98.60
III	DAV Public School Pokhariput BBSR Odisha	Abhishek Sahoo	492	98.40

Table 8.2.2

Commerce Stream

Position	Name of the School	Student	Marks	Percentage
I	DAV Public School Sector 14 Gurgaon Haryana	Rahul Kalra	487	97.40

I	DAV Centenary Public School Rohtak Haryana	Ashutosh Taluja	487	97.40
II	DAV Public School Pushpanjali Enclave Pitam Pura Delhi	Rishabh Ahuja	486	97.20
III	DAV Public School Pushpanjali Enclave Pitam Pura Delhi	Yatika Sethi	485	97.00
III	DAV Public School R K Puram Hyderabad Tamil Nadu	Meghana G	485	97.00
III	DAV Public School R K Puram Hyderabad Tamil Nadu	Tanya Madan	485	97.00
III	DAV Public School Lawrence Road Amritsar Punjab	Rashim Vaid	485	97.00
III	DAV Public School Unit VIII Bhubaneswar Odisha	Adyasha Mishra	485	97.00

Table 8.2.3

Humanities Stream

Position	Name of the School	Student	Marks	Percentage
I	DAV Public School Lawrence Road Amritsar Punjab	Utsav Teji	491	98.2
II	Kulachi Hansraj Model School Ashok Vihar Delhi	Poorva Garg	484	96.8
II	Hans Raj Model School Rd 73 Punjabi Bagh Delhi	Aditi Gupta	484	96.8
III	Kulachi Hansraj Model School Ashok Vihar Delhi	Tanya Gupta	481	96.2
III	Kulachi Hansraj Model School Ashok Vihar Delhi	Sheena Arora	481	96.2

Table 8.2.4**Vocational Stream**

Position	Name of the School	Student	Marks	Percentage
I	DAV Intl. School Verka Chowk Amritsar Punjab	Harshil Madaan	479	95.8
II	DAV Public School Lawrence Road Amritsar Punjab	Simran Arora	474	94.8
III	DAV Public School Lawrence Road Amritsar Punjab	Anandi Sharma	473	94.6

8.3 Laureate Certificates

We have set up a tradition of awarding **‘Laureate Certificates’** to the DAV students scoring the highest marks in a subject. The number of Laureate Certificates issued in each subject in Std XII are documented in the Table 8.3.1.

The **‘Laureate Certificates’** are awarded under the joint signatures of the President, DAV College Managing Committee and the General Secretary, DAV College Managing Committee.

Table 8.3.1

**Subject-wise Highest Marks Secured by DAV Students at
Senior Secondary Level: 2015**

Subject Code	Subject	Max. Marks	No. of Students
043	CHEMISTRY	100	43
034	MUSIC HIND. VOCAL	100	34
048	PHYSICAL EDUCATION	100	30
035	MUSIC HIND. INS. MEL	100	24
041	MATHEMATICS	100	23
049	PAINTING	100	21
055	ACCOUNTANCY	100	19
083	COMPUTER SCIENCE	100	12

Subject Code	Subject	Max. Marks	No. of Students
054	BUSINESS STUDIES	100	7
065	INFORMATICS PRAC.	100	7
044	BIOLOGY	100	6
030	ECONOMICS	100	5
027	HISTORY	100	4
042	PHYSICS	100	3
052	APP/COMMERCIAL ART	100	2
036	MUSIC HIND. INS. PER	100	2
037	PSYCHOLOGY	100	2
056	DANCE-KATHAK	100	1
029	GEOGRAPHY	100	1
322	SANSKRIT CORE	100	1
046	ENGG. GRAPHICS	99	14
301	ENGLISH CORE	99	5
028	POLITICAL SCIENCE	99	5
064	HOME SCIENCE	99	3
045	BIOTECHNOLOGY	99	2
302	HINDI CORE	99	2
072	MASS MEDIA STUDIES	99	1
067	MULTIMEDIA & WEB TECHNOLOGY	99	1
739	CRTV & COMM. PROC IN MASS MEDIA	98	1
066	ENTREPRENEURSHIP	98	1
738	EVOL & FORMS OF MASS MEDIA	98	1
740	GEOSPATIAL TECHNOLOGY	98	1
051	SCULPTURE	98	1
039	SOCIOLOGY	98	1
783	MARKETING	97	2
766	BUSINESS OPERATIONS & ADMN	97	1
053	FASHION STUDIES	97	1
735	FOOD PRODUCTION II	97	1
776	GARMENT CONSTRUCTION	97	1
002	HINDI ELECTIVE	97	1

Subject Code	Subject	Max. Marks	No. of Students
104	PUNJABI	97	1
734	FOOD PRODUCTION I	96	1
074	LEGAL STUDIES	96	1
105	BENGALI	95	1
075	HUMAN RIGHTS & GENDER STUDIES	93	1
753	BASIS OF FRONT OFFICE	90	1
774	ELEMENTS OF DESIGN & FASHION	90	1
101	ENGLISH ELECTIVE -CBSE	87	1
754	INTD TO TOURISM & HOTEL INDS.	87	1
796	WEB APPLICATIONS	87	1
071	GRAPHIC DESIGN	84	1
795	IT TOOLS	83	1
076	NATIONAL CADET CORPS (NCC)	80	1
111	MANIPURI	67	1

Inference

At Senior Secondary Level in 2015, the highest marks, i.e. 100 have been scored by 43 students in Chemistry, 34 students in Music Hind. Vocal, 30 students in Physical Education, 24 students in Music Hind. Ins. Mel, 23 students in Mathematics, 21 in Painting, 19 students in Accountancy, 12 students in Computer Science, 7 students each in Business Studies and Informatics Prac., 6 students in Biology, 5 students in Economics, 4 students in History, 3 students in Physics, 2 students each in App/ Commercial Art, Music Hind. Ins. Per. and Psychology, 1 student each in Dance-Kathak, Geography and Sanskrit Core.

CHAPTER IX

The DAV Merit Holders

The DAV has a tradition of honouring meritorious performance. In recognition of the high academic performance, the students who score 90% and above marks in Senior Secondary are designated as **high achievers** as they demonstrate outstanding academic promise. In appreciation of their commendable performance, the President, DAV College Managing Committee, New Delhi awards '**Certificate of Achievement**' to meritorious students who excel in the CBSE Examination.

Senior Secondary Level

Every year the number of students at Std XII level has been increasing. It is heartening to note that students from DAV Public/Model Schools are showing a commendable performance.

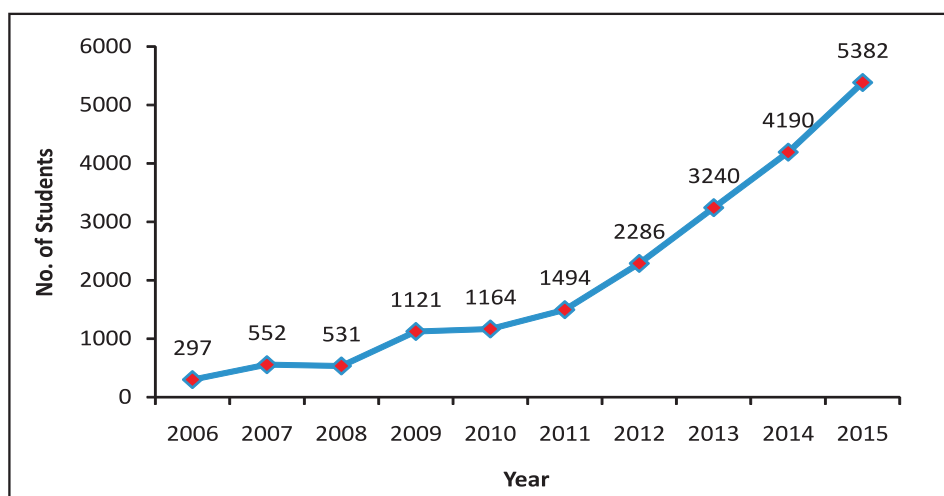
The total number of students who obtained 90% and Above **in 2014** were **4190** and **this year it is 5382** as shown in Table 9.1.

Table 9.1

Students Scoring 90% and Above in Std XII

	2006	2007	2008	2009	2010	2011	2012	2013	2014	2015
XII	297	552	531	1121	1164	1494	2286	3240	4190	5382

The Graphical Representation of Data Shown in Table 9.1



Inference

The graph relating to Table 9.1 shows an **improvement** in performance. Most noteworthy is the performance of the students at the Senior Secondary level in **2015**.

This year at the Senior Secondary level the number of students scoring 90% and Above in the aggregate has increased substantially as compared to the CBSE Examination year 2014. Total number of students who obtained 90% and Above in 2014 were 4190 and this year it is 5382. The number has increased by **1192**.

The following number of students from our schools, as depicted in the Table 9.2, will be awarded the '**Certificate of Achievement**' by the President, DAV College Managing Committee for having 90% or more marks in aggregate in the Senior Secondary Examination held by CBSE in March, 2015.

Table 9.2

**List of Schools showing Number of Students who
Scored 90% and Above in Std XII**

Sl No.	Zone	School Name	No. of Students Scored 90% and Above
1	AP-A	DAV Public School R K Puram Hyderabad TL	32
2	BR-A	DAV Public School B S E B Colony Patna BR	329
3		DAV Pub School Cantt Rd Khagaul Campus Patna BR	21
4		Dr Dukhan Ram DAV Pub School Danapur Patna BR	10
5		Dr G L D DAV Pub Sch T Nagar Kankarbagh Patna BR	6
6		DAV Public School Phulwari Sharif Patna BR	2
7	BR-B	DAV Public School Cantonment Area Gaya BR	20
8		DAV Public Sch College Rd Rotary Campus Gaya BR	10
9		DAV Public School Lalganj Buxar BR	5
10		DAV Pub School Ramgharia Mohalla Ara Bhojpur BR	5
11		DAV Public School Khetan Lane Jehanabad BR	1
12		DAV Public School Hansraj Nagar Rohtas BR	1
13	BR-C	B R DAV Pub School PO Barauni R T Begusarai BR	48
14		DAV Centenary Pub Sch Kabirmath Kandhewara Siwan BR	10
15		DAV Pub Sch Khabra PO Mirzapur Muzaffarpur BR	5
16		S R DAV Pub Sch Chunapur Rd Aerodrome Purnia BR	5
17		DAV Pub Sch Urvarak Ngr HFC Barauni Begusarai BR	3
18		Nikhil Shyam DAV Pub Sch Dumra Kothi Sitamarhi BR	3
19		CS DAV Pub Sch Chhatauni Motihari E Champaran BR	1

Sl No.	Zone	School Name	No. of Students Scored 90% and Above
20		DAV Pub Sch Jakhraj Sthan Barh Mokama Patna BR	1
21		Shyam Lal DAV Pub Sch Rajendra Ngr Khagaria BR	1
22	BR-D	DAV Pub Sch Deepti Ngr NTPC Kahalgaon Bhagalpur BR	5
23		DAV Public School PO Barari Bhagalpur BR	2
24	CH	DAV Model School Sector 15-A CH	22
25		DAV Public School Sector 8-C CH	10
26	DEL	DAV Public School Sreshtha Vihar DEL	134
27		Hans Raj Model School Rd 73 Punjabi Bagh N DEL	110
28		Kulachi Hansraj Model School Ashok Vihar DEL	107
29		Shaheed Rajpal DAV Pub Sch Dayanand Vihar DEL	106
30		Darbari Lal DAV Model S S S Pitampura DEL	92
31		DAV Pub Sch Pushpanjali Encl. Pitam Pura DEL	74
32		Veda Vyasa DAV Public Sch Vikaspuri N DEL	64
33		Darbari Lal DAV Model Sch Shalimar Bagh DEL	57
34		DAV Public School Sector VII Rohini DEL	36
35		DAV Centenary Pub Sch Paschim Encl.Rohtak Rd N DEL	34
36		Suraj Bhan DAV Public Sch Vasant Vihar N DEL	20
37		DAV Public School Ashok Vihar Phase IV DEL	20
38		DAV Pub School Chander Ngr Janak Puri N DEL	16
39		S S Lata Sethi DAV Pub Sch Mausam Vihar DEL	16
40		DAV Cent Pub Sch Sec B4 Pkt-5 DDA Prj Narela N DEL	15
41		A G DAV Centenary Pub Sch Model Town DEL	13
42		DAV Public Sch Sect B-Pkt-1 Vasant Kunj N DEL	10
43		DAV Public Sch Jasola Vihar N DEL	8
44		C L Bhalla Dayanand Model Sch Jhandewalan N DEL	7
45		DAV Public Sch Kailash Hills EOK N DEL	4

S1 No.	Zone	School Name	No. of Students Scored 90% and Above
46		Jhabban Lal DAV Pub Sch Paschim Vihar N DEL	2
47		DAV Pub School Pkt-C LIG Flats East of Loni Rd DEL	2
48	HP-A	DAV Sr Sec Pub School Lakkar Bazar Shimla HP	39
49		DAV Public School Sector - IV New Shimla HP	31
50		DAV Public School Dehra Gopipur Kangra HP	14
51		DAV Public School Palampur Kangra HP	9
52		DAV Sr Sec Public School Barmana Bilaspur HP	6
53		DAV Public School Hamirpur HP	5
54		DAV Public School Ghumarwin Bilaspur HP	5
55		DAV Public School Bilaspur HP	3
56		DAV Public School Ambota Una HP	3
57		Bhagirathi Dass DAV Pub Sch Dharamshala HP	2
58		DAV Public School Alampur Kangra HP	2
59	HP-B	Dayanand Public School The Mall Shimla HP	21
60		DAV A Vidya Niketan Darlaghat Arki Solan HP	11
61		M R A DAV Public School Anand Complex Solan HP	5
62		DAV Sirmour Public School Paonta Sahib HP	3
63		DAV Public School Nahan Sirmour HP	1
64		DAV Public School Parwanoo Solan HP	1
65		DAV Pub Sch PO Hatkoti Dt Shimla HP	1
66	HP-C	DAV Centenary Pub Sch Jawahar Nagar Mandi HP	10
67		DAV Public Sr Sec School Bharoli Dt Kangra HP	9
68		DAV Pub School Sunder Nagar Mandi HP	6
69		Dr Devi Chand DAV Public School Mohal Kullu HP	5
70		T R DAV Pub Sr Sec Sch PO Kangoo Hamirpur HP	4
71		DAV Public School Greyoh Sarkha Ghat Mandi HP	1

Sl No.	Zone	School Name	No. of Students Scored 90% and Above
72	HP-D	DAV Centenary Public School Una HP	22
73		B B M B DAV Pub Sch Nangal Township PB	15
74		M I A DAV Public School Mehatpur Una HP	3
75		DAV Sr Sec Pub School Sector 8 Panchkula HR	1
76		Hansraj Public School Sector 6 Panchkula HR	1
77	HP-E	M C M DAV Sr Sec Pub Sch Baghni Dt Kangra HP	5
78		DAV Public School Moh-Hardaspura Dt Chamba HP	5
79	HR-B	K L Arya DAV Public School Hissar HR	27
80		M L S DAV Pub School Narnaul Mohindergarh HR	14
81		DAV Centenary Pub School Sec 6 Bahadurgarh HR	2
82		DAV Public School Mohindergarh HR	1
83		R R N DAV Public School Vill- Kosli Rewari HR	1
84		DAV Centenary Pub Sch Samalkha Panipat HR	1
85	HR-C	O S DAV Public School Kaithal HR	88
86		DAV Public School Sec 3 U E Kurukshetra HR	22
87		DAV Centenary Pub Sch Pehowa Kurukshetra HR	10
88		DAV Public School Pundri Kaithal HR	9
89		Anil Kr DAV Pub Sch Ismailabad Kurukshetra HR	5
90		DAV Public School Cheeka Kaithal HR	3
91		DAV Centenary Public School Karnal HR	2
92	HR-D	K B DAV Centenary Pub Sch Sec 7-B CH	35
93		DAV Centenary Public School Sirsa HR	11
94		DAV Sr Public School Surajpur Panchkula HR	9
95		DAV Public School Rajpura Patiala PB	7
96		Mata Punna Devi DAV Pub School Kalanwali Sirsa HR	6
97		DAV Public School Yamuna Nagar HR	5
98		Chaman Lal DAV Sr Pub Sch Panchkula HR	4
99		DAV Cent Pub Sch Radaur Dt Yamuna Nagar HR	2

Sl No.	Zone	School Name	No. of Students Scored 90% and Above
100		S R D DAV Cent Pub School Rania Dt Sirsa HR	1
101	HR-E	DAV Public School Naraingarh HR	17
102		DAV Sr Sec Public School Ambala City HR	12
103		Maj R N Kapoor DAV Pub School Ambala Cantt HR	10
104		Police DAV Public School Ambala City HR	6
105		DAV Cent Pub Sch Barara AT Simbla Ambala HR	1
106	HR-F	DAV Centenary Pub School Urban Estate Jind HR	54
107		S B P DAV Centenary Pub Sch Fatehabad HR	26
108		DAV Public School Panipat HR	25
109		DAV Centenary Pub Sch Tohana Fatehabad HR	16
110		DAV Centenary Pub School Sec 11-12 Panipat HR	12
111		Kali Ram DAV Public School Safidon Jind HR	7
112		DAV Centenary Pub School Nilokheri Karnal HR	5
113		DAV Public School Assandh Dt Karnal HR	4
114		DAV Cent Pub School Jakhal Mandi Fatehabad HR	2
115		DAV Public School Ratia Dt Fatehabad	1
116	JH-A	M K DAV Pub Sch Chianki Daltonganj Palamau JH	25
117		DAV Public School A T P Anpara Sonebhadra UP	19
118		DAV Public Sr Sec School Bina Sonebhadra UP	12
119		DAV Public School Nigahi NCL Sidhi MP	8
120		DAV Public School T P P Rihand Ngr Sonebhadra UP	5
121		DAV Pub Sch Dudhichua Project Jayant Sidhi MP	4
122		DAV Public School Khadia(NCL) Sonebhadra UP	4
123		DAV Public School Robertsganj Sonebhadra UP	1
124		DAV Centenary Public School Garhwa JH	1
125	JH-B	DAV Pub Sch Bistupur Jamshedpur Singhbhum E JH	122
126		DAV Kapil Dev Pub School Kadru Ranchi JH	55
127		DAV Public School Itki Road PO Hehal Ranchi JH	54
128		DAV Public School Bariatu Road Ranchi JH	43

Sl No.	Zone	School Name	No. of Students Scored 90% and Above
129		DAV Public School Adityapur Singhbhum W JH	26
130		S J DAV Pub Sch Chaibasha Singhbhum W JH	16
131		M B DAV Public School Lohardaga JH	5
132		DAV Co-op Sr Sec School Khalari Ranchi JH	4
133		DAV Public School (TISCO) Singhbhum W JH	4
134		DAV Pub Sch Lohardaga Road Gumla JH	1
135		S R DAV Public School Pundag Ranchi JH	1
136		S S DAV Centenary Pub School Khunti Ranchi JH	1
137		DAV Public School ACC Jhinkpani Singhbhum W JH	1
138	JH-C	DAV Public Sch BCCL Koyla Ngr Dhanbad JH	81
139		DAV Public School Sector-IV B S City Bokaro JH	52
140		DAV Pub School PO Swang Colliery CCL Bokaro JH	20
141		DAV Public School Moonidih Project Dhanbad JH	11
142		DAV Model School CFRI PO F R I Dhanbad JH	10
143		DAV Public School Dhorl C C L Bokaro JH	10
144		DAV Public School CCL Kathara Bokaro JH	8
145		Tata DAV School TISCO Sijua Bhelatand Dhanbad JH	8
146		Tata DAV School PO Jamadoba Dhanbad JH	8
147		DAV Public School Kusunda Colliery Dhanbad JH	6
148		DAV Public Sch Sec-VI B S City Bokaro JH	4
149		DAV Pub Sch Alkusa Colliery Kusunda Dhanbad JH	3
150		DAV Pub School Tenughat T P S Lalpania Bokaro JH	3
151		BRL DAV Pub School Bhandaridah Bokaro JH	3
152		DAV Pub School PO Dugda Coal Washery Bokaro JH	2
153		DAV Centenary Public School Baniahir Dhanbad JH	1

Sl No.	Zone	School Name	No. of Students Scored 90% and Above
154	JH-D	DAV Public School Canary Hill Road Hazaribagh JH	54
155		DAV Public School Gandhi Nagar CCL Ranchi JH	47
156		B N S DAV Pub School Bulaki Rd Giridih JH	20
157		PVSS DAV Pub Sch Jhumritelaiya Koderma JH	15
158		DAV Public Sch NTS Barkakhana Hazaribagh JH	14
159		Tata DAV Pub School TISCO Hazaribagh JH	10
160		Agrasen DAV Pub Sch Bharech Ngr Hazaribagh JH	7
161		DAV Public School Ara Kuju Area Hazaribagh JH	6
162		DAV Public School Kedela CCL Hazaribagh JH	5
163		DAV Public School PO Rajrappa Proj Hazaribagh JH	4
164		DAV Pub School Tapin North Hazaribagh JH	2
165		DAV Public School C C L PO Beniadih Giridih JH	2
166	JH-E	G D DAV Pub Sch Bhandarkola Satar Rd Deogarh JH	13
167		DAV Public School SP Mines Chitra Deoghar JH	2
168		DAV Public School Urjanagar Mahagama Godda JH	1
169	MH-A	J H Ambani School Lodhivali Chowk Raigad MH	19
170		Petrochemicals Vidyalaya Raigad MH	7
171		Adani DAV Pub School Nana Kapaya Kutch GJ	6
172		Tata Chem DAV Pub Sch Mithapur Dwarka Jamnagar GJ	4
173	MH-B	DAV Public School Pune MH	59
174		DAV Public School Airoli Navi Mumbai MH	47
175		DAV Public School New Panvel Navi Mumbai MH	44
176		DAV Public School Nerul Navi Mumbai MH	33
177		DAV Intl Sch Kharghar Navi Mumbai MH	17
178	MP-A	DAV Burhar Pub School Pakaria Burhar Shahdol MP	9

Sl No.	Zone	School Name	No. of Students Scored 90% and Above
179		DAV Public School HUDCO Bhilai Durg CG	6
180		JPV DAV Pub Sch FCI Godown Pureni Chaka Katni MP	5
181		DAV BORL Public School BORL Township Sagar MP	3
182		DAV Centenary Pub Sch Kuteshwar Dt Katni MP	2
183		DAV Public School Majhgawan Mines Panna MP	2
184		DAV Public School ACC Jamul Durg CG	2
185		DAV ACC Public School Kymore Dt Katni MP	2
186	MP-B	DAV Public School Vasant Vihar Bilaspur CG	36
187		DAV Pub Sch SECL Kusmunda Korba CG	7
188		DAV Public Sch Gevra Project Dt Korba CG	7
189		DAV Pub Sch SECL Bartunga Chirimiri Korea CG	4
190		DAV Public School SECL Bishrampur Surguja CG	4
191		DAV Public School SECL Chhal Dt Raigarh CG	3
192		Tata DAV Pub School TSCD Sonadih Raipur CG	3
193		DAV Public School SECL Jhilimili Koriya CG	2
194		DAV Pub Sch Bhatgaon Area SECL Surguja CG	1
195	NCR	DAV Public School Sector 14 Gurgaon HR	139
196		DAV Centenary Pub School Rohtak HR	43
197		DAV Public School Sector 14 Faridabad HR	35
198		DAV Public School Sector 37 Faridabad HR	28
199		DAV Pub Sch Rajender Ngr Sahibabad Ghaziabad UP	26
200		DAV Public School Sainik Colony Faridabad HR	22
201		Sarla Chopra DAV Cen Pub Sch Sec 56 Noida UP	15
202		DAV Multipurpose Pub Sch Sector 15 Sonipat HR	13
203		DAV Centenary Pub Sch Chander Ngr Ghaziabad UP	12
204		DAV Public School Ballabgarh Faridabad HR	11
205		DAV Public School N H 3 N I T Faridabad HR	8

Sl No.	Zone	School Name	No. of Students Scored 90% and Above
206		DAV Public School Brij Vihar Ghaziabad UP	7
207		DAV Public Sch Pratap Vihar Ghaziabad UP	6
208		DAV Public School Palwal Faridabad HR	4
209		J P DAV Pub Sch Ganaur Sonipat HR	2
210		R R J S DAV Pub School Teh Pataudi Gurgaon HR	2
211	OR-A	DAV Pub Sch MCL HQ Anand Vr Burla Sambalpur OD	24
212		DAV Pub Sch MCL Kalinga Rd Mahendrapur Angul OD	21
213		DAV Public School Rourkela Dt Sundergarh OD	17
214		DAV Pub School MCL Jagannath Area Angul OD	12
215		DAV Pub School Bandhabahal Belpahar Sambalpur OD	5
216		DAV Public School Jharsuguda OD	4
217		DAV Public School ITPS Banharpalli Jharsuguda OD	3
218		DAV Pub Sch Kanshbahal Rajgangpur Sundargarh OD	3
219		DAV Pub Sch Brajraj Nagar Jharsuguda OD	3
220	OR-B	DAV Pub School Chandrasekharpur Bhubaneswar OD	124
221		DAV Public School Unit VIII Bhubaneswar OD	99
222		DAV Public School Sec 6 Markat Ngr Cuttack OD	61
223		DAV Public School Pokhariput BBSR OD	57
224		DAV Pub Sch S Vihar Gosani Berhampur Ganjam OD	30
225		DAV Pub School Paradeep PPL Township Paradeep OD	12
226		LR DAV Pub Sch Gandarpur Cuttack OD	10
227		DAV Pub Sch Kalinga Ngr Bhubaneswar Khordha OD	6
228		DAV Pub Sch NTPC/TTPS Talcher Thermal Angul OD	3

Sl No.	Zone	School Name	No. of Students Scored 90% and Above
229	PB-A	DAV Public School Lawrence Road Amritsar PB	84
230		DAV Intl. School Verka Chowk Amritsar PB	30
231		Police DAV Pub School Police Lines Amritsar PB	5
232		M K D DAV Pub School Neshta Attari Amritsar PB	5
233		G N D DAV Pub School Bhikhiwind Amritsar PB	2
234	PB-B	DAV Public School B R S Nagar Ludhiana PB	91
235		DAV Pub Sch Sarabha Nagar Extn Ludhiana PB	41
236		Police DAV Pub Sch Jalandhar Cantt PB	35
237		M H S Agri Collegiate Sch Nagbani Jammu Tawi J&K	33
238		DRV DAV Cent Pub School Phillaur Jalandhar PB	10
239		Dayanand Model Sr Sec School Jalandhar PB	10
240		Dr M C M DAV Public School Pathankot PB	8
241		Lala J N DAV Model Sch Kabir Nagar Jalandhar PB	6
242		BBMB DAV Public School Talwara Township PB	4
243		Dr D R B DAV Centenary Public School Batala PB	4
244		S V J C DAV Public School Dasuya Hoshiarpur PB	4
245		Dayanand Model School Model Town Jalandhar PB	3
246		M D D Model School Nakodar Dt Jalandhar PB	3
247		DAV Public School Khanna PB	2
248		Kulwant Rai Jain DAV Pub Sch Def Cly Kapurthala PB	2
249		S R Tangri DAV Pub School Bilga Jalandhar PB	1
250	PB-C	DAV Public School Patiala PB	51
251		DAV Public School Kotkapura Faridkot PB	14
252		B B B DAV Public School Moonak Sangrur PB	9
253		DAV Centenary Public School Nabha Patiala PB	9
254		DAV Centenary Public School Malerkotla PB	8
255		LIDG DAV Cent. Pub School Jalalabad(W) PB	7
256		DAV Public School Patran Dt Patiala PB	5
257		H M DAV Pub School Malwal Rd Ferozepur City PB	4

Sl No.	Zone	School Name	No. of Students Scored 90% and Above
258		Smt K B DAV Cent Pub Sch Fazilka Ferozepur PB	4
259		C L Sachdeva DAV Cent Pub Sch Jaitu Faridkot PB	3
260		DAV Public School Phase X Mohali PB	2
261		S B R DAV Pub Sch Talwandi Bhai Ferozepur PB	2
262		Police DAV Public School Dadhera Dt Patiala PB	1
263		R K G DAV Pub Schl Guru Harsahai Ferozepur PB	1
264	PB-D	S D K L DAV Centenary Public School Mansa PB	20
265		R B DAV Sr Sec Public School Bhatinda PB	20
266		DAV Edward Ganj Public School Malout PB	19
267		L R S DAV Sr Sec Model School Abohar PB	11
268		J N J DAV Pub School Giddarbaha Muktsar PB	4
269		C M DAV Sr Sec Pub Sch Mandi Dabwali Sirsa HR	2
270	RJ-A	Mangalam DAV Public School Morak Kota RJ	6
271		DAV ACC Sr Sec Pub School Lakheri Dt Bundi RJ	2
272		DAV Hz Sr Sec Sch Rajpura Dariba Rajsamand RJ	1
273	RJ-B	DAV Public School Talwandi Kota RJ	125
274		DAV Centenary Pub School Vaishali Nagar Jaipur RJ	30
275		DAV Centenary Public School Hanumangarh RJ	2
276	RJ-C	DAV Centenary Public School Adarsh Nagar Ajmer RJ	10
277	SA-A	DAV Public School Velachery Chennai TN	28
278	UP-A	DAV Public School Kotdwar Pauri UK	25
279		DAV Centenary Pub School Shastri Nagar Meerut UP	21
280		T C DAV Pub Sch Babrala Sambhal UP	14
281		DAV Centenary Public School Haldwani Nainital UP	11
282		GAIL DAV Public School Dibiyapur Auraiya UP	11
283		Sewa Ram DAV Pub Sch A V Colony Saharanpur UP	6

Sl No.	Zone	School Name	No. of Students Scored 90% and Above
284		L S D DAV Pub School Pilkhuwa Ghaziabad UP	5
285		DAV Public School NTPC Vidyut Ngr G B Nagar UP	2
286		DDM DAV Public School Kashipur U S Nagar UK	2
287		Swarup F DAV Pub Sch Muzaffarnagar UP	2
288		DAV Public School Meerut Road Baghpat UP	1
289		DAV Public School Delhi Road Hapur UP	1
290	UP-B	DAV Centenary Public School Kankhal Haridwar UK	20
291		DAV Public School Defence Colony Dehradun UK	18
292	WB-A	DAV Model School Durgapur Burdwan WB	133
293		DAV Model School IIT Kharagpur Midnapur WB	15
294		DAV Public School Roop Narayanpur Burdwan WB	14
295		DAV Public School DVC MTPS Bankura WB	12
296		DAV Pub School Kanyapur Asansol Barddhaman WB	8
297		DAV Public School D B Road Midnapur WB	5
298		MDB DAV Pub School NH 60 PO Kesiakole Bankura WB	4
299		Atreyee DAV Pub School Mongalpur S Dinajpur WB	3
300		DAV Pub Sch Eastern Coal Field Ltd Burdwan WB	2
301		Raniganj Lions JDM Chanani DAV Pub Sch Burdwan WB	2
		Total	5382

CHAPTER X

Success Mantra

The results of the CBSE Board Examination in the past years reveal that some schools have consistently performed well. The scores of individual students topping the All India Board Examination of CBSE, as well that of the school performance, at the Senior Secondary level have brought laurels to the DAV Organisation and done us all proud.

The case studies of two DAV Public Schools as given in 10.1, highlight success stories of schools that have delivered a high level of performance consistently. The case studies reveal success achieved as a result of teachers and pupils benefitting from sharing classroom materials, and motivation rendered in some other non-academic field, helping the students to perform well in academics, by inspiring impressionistic minds.

DAV Schools have high expectations from their pupils, and with a dedicated staff and excellent standards of teaching-learning, they have been successful in achieving good results. To improve learning outcomes, a few schools are constantly looking for Information and Communication Technology (ICT) solutions that support teachers, students and administrators. This has been possible by establishing a collaborative environment for teachers and pupils to share learning resources, classroom skills and teaching practices. A set of E-learning modules have been created by staff that support all curriculum areas and ensure best practice through E-learning.

The case studies reveal success achieved as a result of—

- Students studying interactively.
- Teachers and pupils benefitting from sharing classroom materials.
- Motivation given in some other non-academic field helping the students to perform well in academics.
- Information and Communication Technology (ICT) solutions that support teachers, students and administrators.
- E-learning modules created by staff that support all curriculum areas and ensure best practice through E-learning.
- Good infrastructural support.

As a result, students have pushed the boundaries of learning with outstanding results—

- CREATING OPPORTUNITIES
- HARNESSING POTENTIAL
- ACHIEVING EXCELLENCE

10.1 Case Studies of Schools

KULACHI HANSRAJ MODEL SCHOOL, ASHOK VIHAR, PHASE-III, DELHI

Introduction

Established in 1972, the school is a premier institution managed by DAV College Managing Committee. An ISO 9001:2008, EMS 14001:2004 certified ISA 2014-17 institution, it sets global standards of teaching and learning.

The School's Motto

असतो मा सद्गमय

Vision

To see each child grow as an independent and confident global citizen of 21st century embodying vedic values and rich cultural heritage of the nation.

Mission

To prepare caring, concerned, socially aware individuals who will shoulder the responsibilities of growth of society, nation and the world.

Aim

We aim to-

- Evolve as global citizens of the world, raise awareness to world challenges and develop solutions to tackle current issues.
- Evolve worthy citizens possessing a progressive attitude and collaborative approach to life and learning.
- Cultivate learners for life who will keep the flame of knowledge ignited and spread it across the world banishing darkness from every corner.



Infrastructure

The school offers:

- Well-equipped laboratories
- Smart Classrooms
- Auditorium
- Conference Room
- Computer Rooms
- Well stocked libraries
- Sports Academy
- Large Playgrounds
- Skating Rink, Gymnastics Hall, etc.
- Well equipped Doctor's Clinic
- Elevator for disabled children
- Canteen
- Power Backup
- R.O. Technology System, Solar equipments, Vermi-compost Unit, Herb Garden, Disaster management System

Accomplishments

School

Our school is the proud recipient of–

- The 3rd **Computer Literacy Award** by Government of India.
- **Global Virtual Classroom Silver Award 2014** by British Council.
- **Eco-Friendly School of the Year Award, June 2013** by 33rd World Environment Congress.
- **PLATINUM status** for its contribution to ‘Create To Inspire School Programme’.

Students

Our brilliant Kulachians have been constantly securing positions in premier institutions like IIT JEE, MAMC, LHMC, DTU, VIT, SRCC, NIT, SCBS, JMU just to name a few.

- Adhish Kumar Sethi selected in AIIMS securing 5th All India Rank and JEE main 177 All India Rank.
- Aastha Virmani recipient of National Financial Literacy Test (NFLAT) certificate having 57 as her All India Rank.
- Sanchit Tyagi secured 52nd State Rank all over Delhi in Junior Science Talent Search Examination (JSTS).
- Tanishq Gupta & Yashaswini Chauhan reached the First level of National Talent Search Examination (NTSE). This year Tanishq is ranked 9th at the All India Level.
- Aman Shrestha selected for the prestigious KVPY scholarship by the Department of Science and Technology, Government of India.
- Vishvas Malik, Abhijeet Sharma, Namit Gupta and Vasu Mudgil won Gold Medal in the Under-19 category in Delhi Schools National Cricket Team.
- Medha Vidya Nidhi won a bronze Medal in CBSE Nationals in Rope Skipping.
- Ankur Chauhan won two Gold Medals in Speed and Distance Race in SGFI in Skating.

Not only this, our Principal and many of our teachers are State and National Award winners in their respective fields.

Commandments of Success

We have achieved QPI 81.60 in CBSE Class-XII Examination-2015. This could only be achieved with the following steps:

- Strong commitment and determination to achieve small measurable objectives.
- Time bound curriculum planning and its frequent review.

- Identification of slow learners and bright students.
- Arranging remedial classes for low performers and core group classes for high achievers.
- Interaction with subject experts.
- Deputation of teachers in refresher courses and training programmes both outside and inside the school.
- Use of school website for assignments and academic support material for all classes.

Conclusion

We believe in honest and earnest hard work in a disciplined manner. Excellence in education is of utmost importance and top priority. Constantly striving to prepare its students to face the challenges of tomorrow, at Kulachi Hansraj Model School, each day has a fresh beginning.

DAV PUBLIC SCHOOL, KOYLA NAGAR, DHANABAD, JHARKHAND

“An educational institution of distinction that combines excellence with innovation.”

Introduction

In a move to meet the requirement of students regionally, the two former Kendriya Vidyalayas, one at Koyla Nagar(now known as DAV Public School, Koyla Nagar, Dhanbad) and the other at Dughda(now known as DAV Public School, Dughda, Bokaro), came under the domain of DAV College Managing Committee, New Delhi in collaboration with B.C.C.L (CIL) in the year 2000.

Spread over a lush green 11 acre campus, DAV Public School, Koyla Nagar, Dhanbad embarked on an unprecedented journey on 12 April 2000. Initially the strength of the school was 600, which at present has soared up to 5500.

Mission

Our mission is to–

- Educate students to become responsible, enlightened, productive and self-sufficient citizens by imparting student-oriented teaching.
- Provide holistic education with a focus “education through exploration”.
- Transform today’s students into tomorrow’s leaders.

Vision

Our vision is to–

- Develop the analytical skills of students and thus, help enhance their

knowledge to groom them excel in all the fields.

- Combine excellence with innovation in disseminating knowledge with the practical exposure to achieve the zenith.

Aim

Our school aims at providing education to students that leads to multifaceted development of their inner talent, intellectual and physical capabilities; and imbibing into them cultural and national spirit, thus, making them responsible global citizens and conscientious human beings.

Infrastructure

Our sprawling campus with newly constructed 35 spacious classrooms, has several wings including kids wing, junior wing, senior wing that comprise air conditioned library, three computer laboratories, administrative office, language labs, science laboratories, air-conditioned auditorium hall, multipurpose hall, large playground and an eco-friendly park – Veda Vihar.

Situated on the land of greenery and enchanting beauty, our school has been designed to give students a conducive atmosphere for effective learning and development.



Accomplishments

- Our school is a proud recipient of **Academic Excellence Trophy** for “Best School” in Jharkhand State.
- Our school has been consistently maintaining excellent results and has an unbeatable record tracking 81 students with 90% and above marks (taking five subjects into consideration) in the Class-XII Board Examination, 2015.
- The Principal cum Regional Director of the school is the proud recipient of **CBSE Teacher National Award** in 2010, **Teacher Merit Award**, **Mahatma Hansraj Award** and **Academic Excellence Award**.
- Our school has emerged as the Regional Director Headquarter, in Jharkhand Zone-1, comprising 17 schools at present.
- Ours is the only school to have a unique centre for NIOS in the district and the DAV University Information Centre.
- Our six girl NCC cadets participated in the Republic Day camp at Rajpath, New Delhi in 2015 and received Governor Awards. One of them was also selected for Guard of Honour to Vice President of India. The male cadet, Maya Thapa was selected as the best cadet and received a cash prize from the Governor of Jharkhand. Two other cadets also got scholarship from the Sahara Group.
- Our school has a unit named “SAHYOG” comprising a dedicated team of students and teachers. It aims at rendering a great service towards society, particularly, the underprivileged and the downtrodden. It is also making all its efforts to help the “BIRHOR” *adivasis*, one of the clans on the verge of elimination.
- A good number of ex-students have been placed in reputed companies like Google(USA), Infosys, Wipro, Dell, NIIT, etc.

Conclusion

Our school ensures to provide career and life-guidance to students for their holistic development and achievement of their potential. In addition to this, we are also committed to inculcate academic excellence in students and provide positive influence to their career path.

CHAPTER XI

Crusade for Better Performance

DAV has an eclectic approach to evaluation. We have adopted a comprehensive approach while developing and evaluating the all-round personality of the child. All the three dimensions—the cognitive, the affective and the psycho-motor—are developed, observed, assessed and reinforced through thoughtful interventions and activities.

DAV has embarked on a continuous voyage towards excellence. The journey synthesises at two levels: Organisational and Institutional.

12.1 Organisational Level

Over a decade, DAV College Managing Committee has redefined the focus of its policy. The main thrust now is on consolidation and quality management. For this purpose the Managing Committee has set up several departments to facilitate the development process. Development of curriculum and instructional material has special reference of global relevance keeping in view the pace of unprecedented growth and development in the field of Science and Technology, Electronics, Computers and Media. Thus, the process of quantitative and qualitative development goes hand in hand in DAV.

The conceptual clarity which develops in the formative period of childhood eventually forms the foundation for the performance of students at the Secondary or Senior Secondary levels. Hence, various steps have been initiated by the DAV College Managing Committee at the Organisational level, to bring **uniformity** and **quality** in the academic standards of DAV institutions, right from the early childhood stages. In this movement towards academic excellence, the following efforts are worth mentioning:-

12.1 a) Initiatives and Efforts:

- ◆ A common set of books prepared for Classes-Nursery to VIII.
- ◆ A need based curriculum for Classes-Nursery to VIII.
- ◆ Curriculum Guidelines for teachers-Nursery to V.
- ◆ Teaching aids comprising Educational Kits, Audio and Multimedia CDs.
- ◆ A common assessment system in tune with the CBSE CCE System.

- ◆ Regular monitoring of the professional development of our task force.
- ◆ A system of inspection for academic counseling.
- ◆ Annual analysis of performance in the CBSE Board Examinations (X & XII).

Today, the competition has grown at a tremendous rate and placement in professional colleges is a task for the students. DAV has been monitoring performance regularly, and so academic standards are maintained and immense potential of the deserving students is well-harnessed. Performance Analysis of the DAV schools and colleges is conducted and the data trends as obtained are found to be highly encouraging.

All the DAV institutions are accountable to not only the DAV Organisation, but also to the parents and the society. Keeping this wider perspective in view, self-evaluation functions as a regular exercise in the DAV calendar.

Annual Performance Analysis of the schools both for the **CBSE Board Examinations (X & XII)** as well as the **DAV Examination Board**, and monitoring assessment has become a part of this regular exercise, at the Organisational level. The data of the performance of schools is viewed from various angles and presented graphically and in tabular forms, after a thorough analysis.

12.1 b) Benchmarking

In our endeavour to ensure that the academic performance of DAV Public/ Model Schools is par excellence, we begin with **Benchmarking**.

- ◆ Collecting of comparative data.
- ◆ Analysing and interpreting the data.
- ◆ Categorising the schools based on performance.
- ◆ Defining areas which need reinforcement.
- ◆ Outlining remedial measures and steps to implement them.
- ◆ Training, monitoring and reviewing.

Areas of Benchmarking

The data has already been collected, interpreted and analysed. The Performance trail reveals Performance Index of the Schools, as well as

the Pass Percentage that has been studied in detail. The achievement levels of X and XII Board Results of our institutions have disclosed some pockets of excellence and some areas where immediate attention is required. This year we have focused on a detailed analysis of the Std XII CBSE Board Examination in particular.

12.1.2. Identification of Common Errors

The DAV, thus, sensitises the educational institutions towards various measures of equipping our students with better examination strategies. The first and foremost step in this exercise is to identify the gaps in the learning process of our students.

A specific **detail of errors, generally committed by the students**, can form a baseline for our institutions in formulating specific corrective measures. The Common Errors (enlisted below), as sorted out from the mistakes generally committed by students in the Board Examinations, might serve the purpose of food for thought for the teachers as well as students and facilitate introspection.

- ◆ Answers are not properly grammatically structured.
- ◆ Tendency to exceed word limit.
- ◆ The content presentations are not up to the mark by the student, being irrelevant or incomplete.
- ◆ In essay type questions, students are unable to organise the content matter in a desired manner.
- ◆ Inability to comprehend application-based questions specially the ones in the form of quotations.
- ◆ Poor expression due to lack of proper vocabulary.
- ◆ Wrong interpretation of questions.
- ◆ When statistical data is given, students commit mistakes in calculating and also forget to write the unit of measurement.
- ◆ Incongruent in creative writing (lack of practice).

- ◆ Lack of continuity and frequent repetitions.
- ◆ Inability to deduce the meaning of unfamiliar lexical items.
- ◆ Inefficiency in writing short answer questions due to lack of practice.
- ◆ Confusion between some (similar) behavioural verbs.
- ◆ Punctuation errors.
- ◆ Answers are not numbered in accordance with the number of questions in the question paper.

12.1.3. Remedies for Further Enhancement in the Performance

A large part of the difference in performance is due to differences in the way the students approach studies. Faring well in examinations is a skill, that needs to be developed: To know a little and to present that little well, is by and large, superior to knowing much and presenting it poorly, when judged by the grade received. A neat bundle, with a beginning and ending, is very satisfying for the examiner.

The following suggestions might stimulate Collaborative Partnerships to facilitate enhancement of the study skills in every student.

12.1.3. a) Suggestions

a-i) General:

1. Students be familiarised with common errors done in exams.
2. Thorough practice in all type of questions.
3. Value points to be emphasised very clearly.
4. Action verbs to be clearly explained.
5. More practice to be given in application-based questions.
6. Sense of inquiry to be encouraged in students by encouraging them to ask questions (How/Why).
7. Difficult topics to be identified and dealt in detail; till the concept is clear.
8. Revision to be carefully done.
9. Model answers to be provided in some cases.

10. Causes and consequences to be explained, with examples.
11. Students to be given training to read questions properly.
12. More effective use of audio-visual aids.
13. Special test materials to be developed.
14. Selective study to be discouraged.
15. Students to be encouraged to use their own reasoning instead of giving stereo-type answers.
16. Thorough practice to be given to study and interpret the data/diagrams/graphs, etc.

Practice makes a man perfect.

A probe into **subject-wise** specific list of **remedial suggestions** to correct the common errors has also been prepared for the benefit of the faculty members of our schools. All the subjects are covered under three broad headings. It is expected that still more specific errors will be identified by the faculty members of every school, while analysing the performance of their students.

a-ii) Languages:

1. Practice be given to the students weak in grammatical areas and structures.
2. Sample Paper be provided for accuracy of facts, etc.
3. Teachers need to be aware of the objectives of teaching different aspects/skills of language.
4. A conscious development of listening skills in students can lay a strong foundation in imbibing the nuances of the language.
5. To improve comprehension, students can be given graded passages to provide different levels of complexity for improving linguistic competence.
6. For word attack enough practice can be given in puzzling out the meanings of the given words from the text.
7. Practice to be given in reading skills. Skimming and scanning strategies should be cultivated. Students to be encouraged to read material beyond the text to internalise language as a whole.

8. While teaching grammar, a teacher should focus on the functional aspect and its application and apply it in natural situations/contexts.
9. In letter writing, practice to be given on different kinds and variety of topics.
10. More practice is required in writing compositions, and the importance of both content and expression should be brought out, to help the students write better articles.
11. In teaching poetry, teachers should adopt new techniques and strategies through play of words, figures of speech, so that students learn to appreciate poetry.
12. Thorough knowledge (recall of the important points) of the text (Supplementary Reader) should be emphasised.
13. A variety of questions (factual, global, analytical, evaluative, etc.) be framed for practice. Clear idea about the marking scheme be given.
14. More discussion on open-ended questions should be taken care of. Students should be exposed to a lot of extrapolatory questions, to trigger critical and analytical thinking.

These points are applicable to the process of teaching-learning of all the languages: Hindi, Sanskrit, English, etc. However, English being the medium of instruction, an overall **command over English** can help **enhance the performance in all other subjects as well**.

a-iii) Science and Mathematics:

1. Sufficient practice be given to the students to solve a variety of questions based on the same concept. Parallel questions may be framed by changing statements and situations and given as regular assignments for practice.
2. Sufficient practice should be given in solving sums and numericals.
3. Revision of concepts is very necessary before starting any new topic.
4. Comprehension of concepts is important rather than rote learning/ memorising of concepts.
5. Emphasis to be laid on the basics of the concepts.
6. Teaching-learning of Science/Mathematics needs more of experimenting, exploring and discovering rather than explaining.

7. Students should be given a lot of regular practice with tables/basic formulae to avoid mistakes in simple calculations.
8. Sufficient time should be set aside for revision to take care of careless mistakes (e.g. forget to write the unit of measurement).
9. Visits to Science Centers, Science Museums, Botanical Gardens, Zoological Parks, National Laboratories (Physics/Chemistry), Planetarium, etc. can generate interest in the subject by facilitating conceptual clarity.

Truth not only must inform but also must inspire. If the inspiration dies out and the information only accumulates, then truth loses its infinity.

a-iv) Social Sciences:

1. Thorough practice to be given to study statistical data.
2. Correlation to be established with Current Affairs, National Issues, International Issues.
3. Timeline charts and handy charts should be used while teaching History.
4. Every aspect (different interpretations/explanations) to be clarified while teaching.
5. Selective study should strictly be discouraged.
6. Make frequent use of audio-visual aids (films, etc.) to generate interest in Social Science.
7. Model answers may be given to confusing questions from difficult topics.
8. Action words (explain, compare, trace, etc.) should be clearly explained to students.
9. Causes and consequences to be explained with examples.
10. More practice to be provided for application-based questions.
11. Chapters having more weightage should be given more time. While managing the content, the teachers should be able to grade it.
12. Practice should be given in graph reading and graph making.

13. Practice to be given to read and interpret the diagrams.
14. Sufficient practice to be given in map work (using outline maps). Map filling indicating symbols, proper index and also studying different kinds of maps to be practiced.
15. Classrooms can become lively by involving the children in interactive activities. Group Discussions and Project Methods to be organised to teach difficult concepts.
16. Visit to relevant places (Historical monuments, Museums, Parliament, Planetarium, etc.) can facilitate conceptual clarity in the students.
17. Exposing the students to contemporary leaders of repute (interview, etc.) can facilitate conceptual clarity in the students.

Education is not the filling of a bucket, but the lighting of a fire.

12.1.3. b) In-service Education

In the process of enumerating remedies for enhancing the performance, in-service education plays a very vital role. This calls for professional development of the task force of our schools. DAV Organisation has a two- pronged strategy to cover this area.

- To facilitate the teachers in enhancing the quality of teaching-learning process, to meet the challenges of modern education.
- To sensitise the principals towards building a strong team of focused teachers who feel accountable for improving the performance of students.

The DAV CMC through DAV Centre for Academic Excellence caters to this in coordination with the schools as well as the Public School Cell. **Customised training programmes** are being organised to take care of the special needs of our schools. These programmes have to finally, filter down in such a way that the schools, at their own levels, start a vigorous pursuit of the task of **academic supervision** in order to maintain **effective instructional transaction** in each subject.

12.2 Institutional Level

The aim of the DAV Organisation is to expand the assessment repertoire and explore multiple ways to enhance the attainment level of the students. Every institution is expected to join hands in this endeavour. The following aspects need a careful consideration at the institutional level to create a comprehensive feedback system to gauge the effectiveness and efficiency of the schools.

12.2. a) Guidance & Counselling for providing awareness to the teachers and parents in the:

- ◆ Identification of the student's inherent potential.
- ◆ Selection of streams.
- ◆ Identification of individual needs.
- ◆ Framing/Implementing corrective measures.
- ◆ Enhancing the existing performance levels.
- ◆ Creating awareness about the courses and job opportunities based on multiple intelligences.
- ◆ Providing knowledge about the job opportunities available in national and international markets.
- ◆ Sharing tips and action plan for preparing for different entrance exams.

12.2. b) Coordination between teachers, students and parents to monitor the:

- ◆ Attendance of students.
- ◆ Home timetable of students.
- ◆ Conceptual clarity in the content areas.
- ◆ Allocation of assignment in different subjects.
- ◆ Cultivation of examination skills.

12.2. c) School-Based Activities for teachers for:

- ◆ Enlisting difficult topics from the prescribed syllabus.
- ◆ Gaining awareness of the changes in the prescribed syllabus.
- ◆ Preparing a Blue Print and Sample Question Papers along with Marking Schemes.
- ◆ Monitoring the preparation of each and every student.
- ◆ Sorting out and implementing remedial measures.
- ◆ Understanding the psychological issues related to adolescents.

Teachers would require support for developing, updating the above mentioned professional skills. Access to required materials can be arranged. Resources can be pooled and exchange programmes with other schools can also be organised.

Handle with care! You can make or mar them.

12.2. d) School-Based Programmes to improve the transaction of curriculum for:

- ◆ Stimulating thinking skills in children with the help of brainstorming questioning skills.
- ◆ Regular reinforcement to follow the correction work.
- ◆ Regular/Effective use of teaching aids (maps, charts, globe, lab equipment, etc., and interactive board).
- ◆ Regular use of internet for retrieving relevant information.
- ◆ Making project work a regular part of the curriculum.
- ◆ Developing subject labs where they can experiment, explore, prepare scrap-books, charts, graphs, articles, etc.
- ◆ Facilitating students in their preparation for admission/enrolment to professional colleges.

12.3 Comprehensive Approach to Evaluation

Throughout the exercise of Performance Analysis we have tried to draw the attention of our schools towards various ways to further the achievement and enhance the proficiency levels of their students in academic areas.

DAV institutions have been functioning with a noble cause of educating the masses for building a healthy knowledge society and a strong nation. Infact, social service forms the epicentre of all the DAV activities. The missionary zeal with which the institutions have assumed this social responsibility shows commitment to the higher goal of nation-building through special packages.

Education has been carried to the doorsteps of the **needy** and the **under-privileged** and even to the remotest corners of India. The task is uphill, the resource meager, but commitment and zeal are tremendous. The Organisation has been targeting the *jhuggi* clusters as part of its empowerment and rehabilitation programme. The aim is to enable women and children of under-privileged class to survive in society with the help of vocational skills which are provided to them.

Projects focusing on **social concerns** like gender bias, dowry, drives for environmental sustenance, awareness drives for sanitation and cleanliness, have also been taken up by DAV institutions. The Central Board of Secondary Education has joined hands with DAV College Managing Committee to implement its World Bank sponsored Population and Development Education Project in the CBSE affiliated DAV Public Schools, starting with the States of Bihar, Jharkhand, Madhya Pradesh, Chhattisgarh, Rajasthan, Uttar Pradesh, Uttarakhand and Haryana.

DAV Schools have been sensitive to the needs of the people who are suffering. Help in the form of cash or kind is extended to the victims of terrorism, fire accident, earthquake and other natural calamities.

Value education forms an integral part of the DAV system of education. To create awareness of *Vedic* values and ideals, *Charitra Nirman Shivirs* and *Jan Chetna Yatras* are being organised regularly. *Arya Yuva Samaj* has spearheaded a campaign to rejuvenate the missionary consciousness in the youth of today.

DAV Organisation is making a concerted effort for bringing about a social renaissance in Indian village. The concept of *Arya Model Gram* is gaining

vogue. *Arya Yuva Clubs* have been formed to stimulate the rural population, who have begun to shoulder the responsibility of disseminating literacy, cultivating a sense of basic hygiene, organising mass marriages, distributing blankets, clothes, etc., constructing public conveniences, organising medical camps, arranging mobile library, etc., to uplift the village life. More than 50 villages have already been adopted by our schools/colleges. The youth have enthusiastically collected donations to help the needy and poor and provide basic amenities to the villagers.

Keeping in step with the DAV Ideology, our schools are also making a determined bid to bring those **values of personality** within the purview of evaluation, which though important for life, are not being covered by the system of summative evaluation. Infact, the Indian public has begun to identify DAV as educational institutions with a **sound value system on a sound academic base**.

*Destiny is no matter of chance, it is a matter of choice;
It is not a thing to be waited for, it is a thing to be achieved.*

William Jennings Byron

*May we assemble and march
forward with a common purpose. May we
confer together with open minds and work together
harmoniously for common good.*

*May we pool our thoughts for integrated wisdom
and always work actuated by higher ideas,
because, our ancestors achieved their high eminence
and fortune on account of their unity.*

//Rig 10.191.2 //

ANNEXURES

Categories of Qualitative Performance of Schools within Zones Senior Secondary School Examination-2015

Outstanding Category (≥80)

SCH_NO	ZONE	SCHOOL NAME	APPR	PASS	COMP	FAIL	PASS_PER	QPI
4100	NCR	DAV PUBLIC SCHOOL SECTOR 14 GURGAON HR	326	326	0	0	100.00	86.94
7052	SA-A	DAV PUBLIC SCHOOL VELACHERY CHENNAI TN	81	81	0	0	100.00	86.33
4583	PB-B	DAV PUBLIC SCHOOL B R S NAGAR LUDHIANA PB	252	252	0	0	100.00	85.53
6863	MH-B	DAV PUBLIC SCHOOL PUNE MH	182	180	2	0	98.90	85.07
8378	OR-B	DAV PUB SCHOOL CHANDRASEKHARPUR BHUBANESWAR OD	326	320	6	0	98.16	85.01
6074	AP-A	DAV PUBLIC SCHOOL R K PURAM HYDERABAD TL	75	75	0	0	100.00	84.90
9910	WB-A	DAV PUBLIC SCHOOL DVC MTPS BANKURA WB	26	26	0	0	100.00	84.88
65026	DEL	DAV PUBLIC SCHOOL SRESHTHA VIHAR DEL	357	357	0	0	100.00	84.88
4386	HP-B	DAV A VIDYA NIKETAN DARLAGHAT ARKI SOLAN HP	34	34	0	0	100.00	84.79
8305	OR-B	DAV PUBLIC SCHOOL UNIT VIII BHUBANESWAR OD	283	283	0	0	100.00	84.55
23080	HP-C	DAV PUBLIC SR SEC SCHOOL BHAROLI DT KANGRA HP	47	47	0	0	100.00	83.78
8423	WB-A	DAV MODEL SCHOOL DURGAPUR BURDWAN WB	447	447	0	0	100.00	83.71
9904	WB-A	DAV MODEL SCHOOL IIT KHARAGPUR MIDNAPUR WB	53	53	0	0	100.00	83.23
9703	OR-B	DAV PUBLIC SCHOOL POKHARIPUT BBSR OD	195	192	3	0	98.46	83.23
4350	HP-A	DAV PUBLIC SCHOOL SECTOR - IV NEW SHIMLA HP	139	139	0	0	100.00	82.58
6842	MH-B	DAV PUBLIC SCHOOL NEW PANVEL NAVI MUMBAI MH	186	185	1	0	99.46	82.37
6898	MH-B	DAV INTL SCH KHARGHAR NAVI MUMBAI MH	74	74	0	0	100.00	82.22
6800	MH-A	J H AMBANI SCHOOL LODHIVALI CHOWK RAIGAD MH	64	64	0	0	100.00	82.03

SCH_NO	ZONE	SCHOOL NAME	APPR	PASS	COMP	FAIL	PASS_PER	QPI
65023	DEL	SHAHEED RAJPAL DAV PUB SCH DAYANAND VIHAR DEL	352	335	13	4	95.17	81.96
8349	OR-B	DAV PUB SCHOOL PARADEEP PPL TOWNSHIP PARADEEP OD	46	46	0	0	100.00	81.68
65392	DEL	KULACHI HANSRAJ MODEL SCHOOL ASHOK VIHAR DEL	402	392	7	3	97.51	81.60
4381	HP-A	DAV SR SEC PUB SCHOOL LAKKAR BAZAR SHIMLA HP	253	252	1	0	99.60	81.48
4141	HR-C	O S DAV PUBLIC SCHOOL KAITHAL HR	288	282	4	2	97.92	81.46
9080	UP-A	GAIL DAV PUBLIC SCHOOL DIBIYAPUR AURAIYA UP	45	45	0	0	100.00	81.32
4649	PB-C	DAV PUBLIC SCHOOL KOTKAPURA FARIDKOT PB	57	57	0	0	100.00	81.19
8240	BR-A	DAV PUBLIC SCHOOL B S E B COLONY PATNA BR	1212	1195	14	3	98.60	81.13
8284	BR-C	B R DAV PUB SCHOOL PO BARAUNI R T BEGUSARAI BR	184	183	1	0	99.46	80.88
4344	HP-B	DAYANAND PUBLIC SCHOOL THE MALL SHIMLA HP	105	104	1	0	99.05	80.86
65406	DEL	DAV PUB SCH PUSHPANJALI ENCL. PITAM PURA DEL	292	286	4	2	97.95	80.82
65485	DEL	HANS RAJ MODEL SCHOOL RD 73 PUNJABI BAGH N DEL	393	375	14	4	95.42	80.61
4503	PB-A	DAV PUBLIC SCHOOL LAWRENCE ROAD AMRITSAR PB	365	355	7	3	97.26	80.46
8163	JH-C	DAV PUBLIC SCHOOL CCL KATHARA BOKARO JH	53	52	1	0	98.11	80.42
65405	DEL	DARBARI LAL DAV MODEL S S PITAMPURA DEL	345	342	2	1	99.13	80.22
4673	PB-B	DRV DAV CENT PUB SCHOOL PHILLAUR JALANDHAR PB	83	83	0	0	100.00	80.11
6868	MH-A	PETROCHEMICALS VIDAYALAYA RAIGAD MH	34	34	0	0	100.00	80.08

**Very Good Category
(70 to <80)**

SCH_NO	ZONE	SCHOOL NAME	APPR	PASS	COMP	FAIL	PASS_PER	QPI
8192	JH-C	DAV PUB SCHOOL PO SWANG COLLIERY CCL BOKARO JH	102	102	0	0	100.00	79.88
3436	JH-A	DAV PUBLIC SCHOOL NIGAHINCL SIDHI MP	60	60	0	0	100.00	79.56
9009	UP-A	T C DAV PUB SCH BABRALA SAMBHAL UP	64	64	0	0	100.00	79.36

SCH_NO	ZONE	SCHOOL NAME	APPR	PASS	COMP	FAIL	PASS_PER	QPI
14374	MP-A	DAV BORL PUBLIC SCHOOL BORL TOWNSHIP SAGAR MP	27	27	0	0	100.00	79.35
65575	DEL	VEDA VYASA DAV PUBLIC SCH VIKASPURIN DEL	261	257	3	1	98.47	79.31
9502	JH-B	DAV PUB SCH BISTUPUR JAMSHEDPUR SINGHBHUM E JH	445	427	13	5	95.96	79.25
4213	HR-F	S B P DAV CENTENARY PUB SCH FATEHABAD HR	123	120	2	1	97.56	79.21
13004	MH-A	ADANI DAV PUB SCHOOL NANA KAPAYA KUTCH GJ	50	50	0	0	100.00	79.14
8007	JH-C	DAV PUBLIC SCH BCCL KOYLA NGR DHANBAD JH	422	417	5	0	98.82	79.13
53058	OR-B	DAV PUB SCH KALINGA NGR BHUBNESWAR KHORDHA OD	42	42	0	0	100.00	79.05
8380	OR-B	DAV PUBLIC SCHOOL SEC 6 MARKAT NGR CUTTACK OD	269	256	12	1	95.17	79.04
8388	OR-B	DAV PUB SCH S VIHAR GOSANI BERHAMPUR GANJAM OD	135	132	2	1	97.78	79.01
65354	DEL	DARBARI LAL DAV MODEL SCH SHALIMAR BAGH DEL	271	268	3	0	98.89	78.88
6843	MH-B	DAV PUBLIC SCHOOL AIROLI NAVI MUMBAI MH	305	298	7	0	97.70	78.79
6844	MH-B	DAV PUBLIC SCHOOL NERUL NAVI MUMBAI MH	205	199	5	1	97.07	78.70
53036	OR-B	DAV PUBLIC SCHOOL SOVARAMPUR BALASORE OD	23	23	0	0	100.00	78.70
65541	DEL	DAV CENTENARY PUB SCH PASCHIM ENCL.ROHTAK RD N DEL	162	162	0	0	100.00	78.69
8110	JH-D	TATA DAV PUB SCHOOL TISCO HAZARIBAGH JH	103	103	0	0	100.00	78.61
25038	PB-A	DAV INTL. SCHOOL VERKA CHOWK AMRITSAR PB	179	178	1	0	99.44	78.50
8014	JH-C	DAV PUBLIC SCHOOL SECTOR-IV B S CITY BOKARO JH	630	629	1	0	99.84	78.46
4353	HP-A	DAV PUBLIC SCHOOL DEHRA GOPIPUR KANGRA HP	98	96	2	0	97.96	78.45
8143	JH-D	DAV PUBLIC SCH N T S BARKAKHANA HAZARIBAGH JH	107	107	0	0	100.00	78.33
53072	OR-B	LR DAV PUB SCH GANDARPUR CUTTACK OD	64	61	3	0	95.31	78.32
4923	HR-D	K B DAV CENTENARY PUB SCH SEC 7-B CDH	182	171	8	3	93.96	78.13
4256	HR-C	DAV PUBLIC SCHOOL SEC 3 U E KURUKSHETRA HR	150	149	0	1	99.33	78.09
4728	PB-B	LALA J N DAV MODEL SCH KABIR NAGAR JALANDHAR PB	39	39	0	0	100.00	77.97

SCH_NO	ZONE	SCHOOL NAME	APPR	PASS	COMP	FAIL	PASS_PER	QPI
4314	HP-A	DAV PUBLIC SCHOOL PALAMPUR KANGRA HP	83	81	1	1	97.59	77.88
8214	JH-B	S J DAV PUB SCH CHAIBASHA SINGHBHUM W JH	89	88	1	0	98.88	77.80
25217	PB-B	DAV PUB SCH SARABHA NAGAR EXTN LUDDHIANA PB	198	190	6	2	95.96	77.75
4589	PB-C	DAV PUBLIC SCHOOL PATIALA PB	221	210	10	1	95.02	77.71
65450	DEL	DAV PUBLIC SCHOOL ASHOK VIHAR PHASE IV DEL	157	157	0	0	100.00	77.61
4713	PB-B	S V J C DAV PUBLIC SCHOOL DASUYA HOSHIARPUR PB	28	28	0	0	100.00	77.38
8233	JH-B	DAV KAPIL DEV PUB SCHOOL KADRU RANCHI JH	448	441	6	1	98.44	77.36
23017	HP-A	DAV PUBLIC SCHOOL GHUMARWIN BILASPUR HP	38	38	0	0	100.00	77.22
16277	RJ-A	DAV HZ SR SEC SCH RAJPURA DARIBA RAJSAMAND RJ	15	15	0	0	100.00	77.21
8234	BR-C	DAV PUB SCH KHABRA PO MIRZAPUR MUZAFFARPUR BR	36	36	0	0	100.00	77.21
4323	HP-B	DAV PUBLIC SCHOOL NAHAN SIRMOUR HP	9	9	0	0	100.00	77.07
4672	PB-C	H M DAV PUB SCHOOL MALWAL RD FERROZEPUR CITY PB	50	49	1	0	98.00	77.03
3670	RJ-B	DAV PUBLIC SCHOOL TALWANDI KOTA RJ	491	440	25	26	89.61	76.93
53003	OR-A	DAV PUB SCH MCL HQ ANAND VR BURLA SAMBALPUR OD	122	111	8	3	90.98	76.77
65556	DEL	DAV PUB SCHOOL CHANDER NGR JANAK PURI N DEL	78	78	0	0	100.00	76.76
4116	HR-B	K L ARYA DAV PUBLIC SCHOOL HISSAR HR	184	176	7	1	95.65	76.74
4221	HR-F	DAV CENTENARY PUB SCHOOL URBAN ESTATE JIND HR	281	267	10	4	95.02	76.45
20465	HR-F	DAV CENTENARY PUB SCHOOL NILOKHERI KARNAL HR	18	15	2	1	83.33	76.44
8281	JH-D	DAV PUBLIC SCHOOL CANARY HILL ROAD HAZARIBAGH JH	401	390	9	2	97.26	76.43
8078	BR-C	DAV PUB SCH URVARAK NGR HFC BARAUNI BEGUSARAI BR	31	27	4	0	87.10	76.42
4371	HP-A	DAV PUBLIC SCHOOL BILASPUR HP	50	47	3	0	94.00	76.28
65654	DEL	SURAJ BHAN DAV PUBLIC SCH VASANT VIHAR N DEL	183	181	1	1	98.91	76.28

SCH_NO	ZONE	SCHOOL NAME	APPR	PASS	COMP	FAIL	PASS_PER	QPI
8239	JH-D	PVSS DAV PUB SCH JHUMRITELAIYA KODERMA JH	120	119	1	0	99.17	76.24
4412	PB-B	M H S AGRI COLLEGIATE SCH NAGBANI JAMMU TAWI J&K	231	204	23	4	88.31	76.19
8237	JH-A	M K DAV PUB SCH CHIANKI DALTONGANJ PALAMAU JH	304	302	2	0	99.34	76.18
65337	DEL	A G DAV CENTENARY PUB SCH MODEL TOWN DEL	122	119	3	0	97.54	76.10
3328	MP-A	DAV CENTENARY PUB SCH KUTESHWAR DT KATNI MP	22	22	0	0	100.00	76.07
4301	HP-A	DAV SR SEC PUBLIC SCHOOL BARMANA BILASPUR HP	48	48	0	0	100.00	76.06
3833	NCR	DAV PUBLIC SCHOOL SECTOR 37 FARIDABAD HR	207	194	11	2	93.72	75.95
6346	AP-A	DAV PUBLIC SCHOOL ACC COLONY WADI GULBARGA KK	20	20	0	0	100.00	75.95
4351	HP-E	M C M DAV SR SEC PUB SCH BAGHNI DT KANGRA HP	41	39	2	0	95.12	75.94
3877	HR-B	R R N DAV PUBLIC SCHOOL VILL- KOSLI REWARI HR	14	14	0	0	100.00	75.84
8311	OR-A	DAV PUB SCHOOL MCL JAGANNATH AREA ANGUL OD	80	77	3	0	96.25	75.78
4122	NCR	DAV CENTENARY PUB SCHOOL ROHTAK HR	240	223	12	5	92.92	75.77
3189	MP-B	DAV PUBLIC SCHOOL VASANT VIHAR BILASPUR CG	188	182	5	1	96.81	75.74
8643	NCR	DAV PUB SCH RAJENDER NGR SAHIBABAD GHAZIABAD UP	279	273	4	2	97.85	75.64
65047	DEL	DAV PUB SCHOOL PKT-C LIG FLATS EAST OF LONI RD N DEL	26	26	0	0	100.00	75.63
3432	MP-A	DAV BURHAR PUB SCHOOL PAKARIA BURHAR SHAHDOL MP	63	60	3	0	95.24	75.43
8833	JH-A	DAV PUBLIC SCHOOL A T P ANP ARA SONEBHADRA UP	110	101	8	1	91.82	75.42
4331	HP-D	DAV CENTENARY PUBLIC SCHOOL UNA HP	202	197	4	1	97.52	75.34
56034	WB-A	MDB DAV PUB SCHOOL NH 60 PO KESIAKOLE BANKURA WB	75	73	2	0	97.33	75.20
53042	OR-A	DAV PUBLIC SCHOOL JHARSUGUDA OD	30	26	4	0	86.67	75.09
8849	NCR	DAV CENTENARY PUB SCH CHANDER NGR GHAZIABAD UP	110	110	0	0	100.00	75.07

SCH_NO	ZONE	SCHOOL NAME	APPR	PASS	COMP	FAIL	PASS_PER	QPI
8385	OR-A	DAV PUB SCH MCL KALINGA RD MAHENDRAPUR ANGUL OD	133	130	2	1	97.74	75.03
3330	MP-A	JPV DAV PUB SCH FCI GODOWN PURENI CHAKA KATNI MP	59	52	5	2	88.14	74.96
8880	UP-B	DAV PUBLIC SCHOOL DEFENCE COLONY DEHRADUN UK	166	160	6	0	96.39	74.93
53001	OR-B	DAV PUB SCH NTPC/TTPS TALCHER THERMAL ANGUL OD	25	24	1	0	96.00	74.92
25099	PB-B	M D D MODEL SCHOOL NAKODAR DISTT JALANDHAR PB	30	27	3	0	90.00	74.92
8253	JH-B	DAV PUBLIC SCHOOL BARIATU ROAD RANCHI JH	444	428	12	4	96.40	74.87
8232	JH-D	DAV PUBLIC SCHOOL GANDHI NAGAR CCL RANCHI JH	356	345	8	3	96.91	74.79
4575	PB-B	BBMB DAV PUBLIC SCHOOL TALWARA TOWNSHIP PB	35	33	1	1	94.29	74.61
8298	JH-E	DAV PUBLIC SCHOOL SP MINES CHITRA DEOGHAR JH	12	11	1	0	91.67	74.60
8147	JH-B	DAV PUBLIC SCHOOL ITKI ROAD PO HEHAL RANCHI JH	595	582	9	4	97.82	74.51
8089	JH-B	DAV PUBLIC SCHOOL ACC JHINKPANI SINGHBHUM W JH	12	12	0	0	100.00	74.48
4330	HP-C	DAV CENTENARY PUB SCH JAWAHAR NAGAR MANDI HP	76	65	11	0	85.53	74.45
8122	JH-B	DAV PUBLIC SCHOOL (TISCO) SINGHBHUM W JH	32	30	2	0	93.75	74.43
8033	JH-C	DAV PUBLIC SCHOOL DHORI C C L BOKARO JH	96	96	0	0	100.00	74.42
50007	BR-B	DAV PUBLIC SCH COLLEGE RD ROTARY CAMPUS GAYA BR	107	105	1	1	98.13	74.40
8876	UP-B	DAV CENTENARY PUBLIC SCHOOL KANKHAL HARIDWAR UK	164	150	11	3	91.46	74.38
65381	DEL	DAV PUBLIC SCHOOL SECTOR VII ROHINI DEL	276	269	7	0	97.46	74.37
23048	HP-E	DAV PUBLIC SCHOOL MOH-HARDASPURA DT CHAMBA HP	42	41	1	0	97.62	74.32
8832	UP-A	DAV PUBLIC SCHOOL KOTDWAR PAURI UK	184	168	14	2	91.30	74.31
23075	HP-C	T R DAV PUB SR SEC SCH PO KANGOO HAMIRPUR HP	56	50	6	0	89.29	74.25
4584	PB-D	R B DAV SR SEC PUBLIC SCHOOL BHATINDA PB	135	119	14	2	88.15	74.20
4359	HP-B	M R A DAV PUBLIC SCHOOL ANAND COMPLEX SOLAN HP	107	106	1	0	99.07	74.11
4016	NCR	DAV PUBLIC SCHOOL SECTOR 14 FARIDABAD HR	381	360	15	6	94.49	74.08

SCH_NO	ZONE	SCHOOL NAME	APPR	PASS	COMP	FAIL	PASS_PER	QPI
4627	PB-D	DAV EDWARD GANJ PUBLIC SCHOOL MALOUT PB	145	128	14	3	88.28	74.05
3326	MP-A	DAV ACC PUBLIC SCHOOL KATNI MP	10	10	0	0	100.00	73.96
3341	MP-B	DAV PUBLIC SCH GEVRA PROJECT DT KORBA CG	97	96	0	1	98.97	73.84
8229	JH-C	DAV PUB SCHOOL TENUGHAT T P S LALPANIA BOKARO JH	24	24	0	0	100.00	73.78
4629	PB-C	L I D G DAV CENT. PUB SCHOOL JALALABAD(W) PB	81	74	6	1	91.36	73.72
4203	NCR	DAV PUBLIC SCHOOL BALLABGARH FARIDABAD HR	110	100	9	1	90.91	73.50
8287	JH-D	AGRASEN DAV PUB SCH BHARECH NGR HAZARIBAGH JH	120	116	3	1	96.67	73.46
3385	MP-B	TATA DAV PUB SCHOOL TSCD SONADIH RAIPUR CG	47	46	1	0	97.87	73.37
4877	CH	DAV PUBLIC SCHOOL SECTOR 8-C CH	106	102	3	1	96.23	73.33
4398	HP-C	DAV PUBLIC SCHOOL GREYOH SARKHA GHAT MANDI HP	29	29	0	0	100.00	73.32
10248	MP-A	MONNET DAV PUBLIC SCHOOL MANDIR HASAUD RAIPUR CG	19	19	0	0	100.00	73.31
3375	MP-B	DAV PUBLIC SCHOOL SECL CHHAL DT RAIGARH CG	34	34	0	0	100.00	73.21
50106	BR-B	DAV PUBLIC SCHOOL LALGANJ BUXAR BR	51	44	6	1	86.27	73.06
8714	NCR	SARLA CHOPRA DAV CEN PUB SCH SEC 56 NOIDA UP	183	178	4	1	97.27	73.05
20109	HR-D	DAV CENT PUB SCH RADAUR DT. YAMUNA NAGAR HR	46	43	3	0	93.48	73.02
3346	MP-B	DAV PUB SCH SECL BARTUNGA CHIRIMIRI KOREA CG	43	42	1	0	97.67	72.99
3632	RJ-B	DAV CENTENARY PUB SCHOOL VAISHALI NAGAR JAIPUR RJ	262	247	7	8	94.27	72.92
8200	BR-B	DAV PUBLIC SCHOOL CANTONMENT AREA GAYA BR	254	238	11	5	93.70	72.91
23032	HP-C	DAV PUB SCHOOL SUNDER NAGAR MANDI HP	106	99	7	0	93.40	72.88
65646	DEL	DAV PUBLIC SCH SECT B-PKT-1 VASANT KUNJ N DEL	132	122	7	3	92.42	72.88
4205	NCR	DAV PUBLIC SCHOOL SAINIK COLONY FARIDABAD HR	160	147	7	6	91.88	72.82
52014	JH-E	G D DAV PUB SCH BHANDARKOLA SATAR RD DEOGARH JH	178	157	19	2	88.20	72.80
4352	HP-A	DAV PUBLIC SCHOOL HAMIRPUR HP	89	87	2	0	97.75	72.78
76006	DEL	DAV PUBLIC SCH. JASOLA VIHAR N DEL	111	107	2	2	96.40	72.74

SCH_NO	ZONE	SCHOOL NAME	APPR	PASS	COMP	FAIL	PASS_PER	QPI
4789	PB-D	J N J DAV PUB SCHOOL GIDDARBAHA MUKTSAR PB	59	54	5	0	91.53	72.62
65048	DEL	S S LATA SETHI DAV PUB SCH MAUSAM VIHAR DEL	193	179	13	1	92.75	72.60
52078	JH-B	DAV PUB SCH LOHARDAGA ROAD GUMLA JH	46	44	1	1	95.65	72.46
50233	BR-A	DR G L D DAV PUB SCH T NAGAR KANKARBAGH PATNA BR	91	83	8	0	91.21	72.41
20325	HR-C	DAV CENTENARY PUBLIC SCHOOL KARNAL HR	11	10	1	0	90.91	72.36
4300	HR-C	DAV PUBLIC SCHOOL PUNDRI KAITHAL HR	79	77	2	0	97.47	72.32
54631	JH-A	DAV PUBLIC SCHOOL ROBERTSGANJ SONEBHADRA UP	18	18	0	0	100.00	72.28
8155	JH-C	TATA DAV SCHOOL PO JAMADOBA DHANBAD JH	122	118	4	0	96.72	72.14
8470	WB-A	DAV PUBLIC SCHOOL ROOP NARAYANPUR BURDWAN WB	164	159	4	1	96.95	72.12
3343	MP-B	DAV PUB SCH SECL KUSMUNDA KORBA CG	69	65	4	0	94.20	72.08
8382	OR-A	DAV PUBLIC SCHOOL ROURKELA DT SUNDERGARH OD	140	130	6	4	92.86	71.97
13114	MH-A	TATA CHEM DAV PUB SCH MITHAPUR DWARKA JAMNAGAR GJ	54	50	4	0	92.59	71.67
50070	BR-B	DAV PUBLIC SCHOOL RATWAR BHABHUA KAIMUR BR	12	11	1	0	91.67	71.65
56004	WB-A	DAV PUBLIC SCHOOL D B ROAD MIDNAPUR WB	38	30	5	3	78.95	71.63
50164	BR-C	DAV PUB SCH PO HARPUR AILOTH SAMASTIPUR BR	33	28	5	0	84.85	71.45
8248	JH-D	DAV PUB SCHOOL TAPIN NORTH HAZARIBAGH JH	18	15	3	0	83.33	71.40
56021	WB-A	DAV PUB SCHOOL KANYAPUR ASANSOL BARDDHAMAN WB	169	165	3	1	97.63	71.39
50003	BR-C	CS DAV PUB SCH CHHATAUNI MOTIHARI E CHAMPARAN BR	32	26	3	3	81.25	71.33
4395	HP-D	M I A DAV PUBLIC SCHOOL MEHATPUR UNA HP	66	62	2	2	93.94	71.28
4178	HR-B	M L S DAV PUB SCHOOL NARNAUL MOHINDERGARH HR	143	109	26	8	76.22	71.28
4145	HR-F	DAV CENTENARY PUB SCH TOHANA FATEHABAD HR	113	98	11	4	86.73	71.27
8216	BR-B	DAV PUB SCHOOL RAMGHARIA MOHALLA ARA BHOJPUR BR	96	82	9	5	85.42	71.24

SCH_NO	ZONE	SCHOOL NAME	APPR	PASS	COMP	FAIL	PASS_PER	QPI
8228	JH-D	DAV PUBLIC SCHOOL KEDLA CCL HAZARIBAGH JH	74	72	2	0	97.30	71.18
3232	MP-A	DAV PUBLIC SCHOOL ACC JAMUL DURG CG	59	56	2	1	94.92	71.12
4125	HR-D	DAV CENTENARY PUBLIC SCHOOL SIRSA HR	150	126	16	8	84.00	71.10
3227	MP-A	DAV PUBLIC SCHOOL HUDCO BHILAI DURG CG	100	97	3	0	97.00	71.07
50044	BR-D	DAV PUBLIC SCHOOL PO BARARI BHAGALPUR BR	96	81	11	4	84.38	71.04
3891	HR-D	MATA PUNNA DEVI DAV PUB SCHOOL KALANWALI SIRSA HR	58	55	2	1	94.83	71.00
56007	WB-A	RANIGANJ LIONS JDM CHANANI DAV PUB SCH BURDWAN WB	57	54	3	0	94.74	70.99
25001	PB-C	DAV PUBLIC SCHOOL PHASE X MOHALI PB	58	50	6	2	86.21	70.98
4377	HP-A	DAV PUBLIC SCHOOL AMBOTA UNA HP	63	60	2	1	95.24	70.97
8222	JH-C	TATA DAV SCHOOL TISCO SIJUA BHELATAND DHANBAD JH	131	125	6	0	95.42	70.77
23002	HP-B	DAV CENT PUBLIC SCHOOL KOTKHAI SHIMLA HP	24	24	0	0	100.00	70.57
6214	AP-A	DAV PUBLIC SCHOOL KUKATPALLY HYDERABAD TL	20	16	4	0	80.00	70.56
4588	HP-D	B B M B DAV PUB SCH NANGAL TOWNSHIP PB	111	96	13	2	86.49	70.53
4295	NCR	R J S DAV PUB SCHOOL TEH PATAUDI GURGAON HR	48	45	3	0	93.75	70.50
3417	MP-B	DAV PUBLIC SCHOOL SECL BISHRAMPUR SURGUJA CG	116	106	10	0	91.38	70.47
9523	JH-B	DAV PUBLIC SCHOOL ADITYAPUR SINGHBHUM W JH	226	189	27	10	83.63	70.40
20080	NCR	J P DAV PUB SCH GANAUER SONIPAT HR	63	58	4	1	92.06	70.30
8285	BR-A	DAV PUBLIC SCHOOL PHULWARI SHARIF PATNA BR	103	86	14	3	83.50	70.20
4379	HP-A	DAV PUBLIC SCHOOL ALAMPUR KANGRA HP	53	51	2	0	96.23	70.19
4768	PB-C	B B B DAV PUBLIC SCHOOL MOONAK SANGRUR PB	96	84	7	5	87.50	70.19
10290	MP-B	DAV PUBLIC SCHOOL SECL JHILIMILI KORIYA CG	25	22	3	0	88.00	70.14
8376	OR-A	DAV PUBLIC SCHOOL ITPS BANHARPALLI JHARSUGUDA OD	15	12	3	0	80.00	70.11
8064	JH-B	DAV CO-OP SR SEC SCHOOL KHALARI RANCHI JH	78	75	2	1	96.15	70.04
4009	HR-D	DAV SR PUBLIC SCHOOL SURAJPUR PANCHKULA HR	93	83	9	1	89.25	70.02

Good Category
(60 to < 70)

SCH_NO	ZONE	SCHOOL NAME	APPR	PASS	COMP	FAIL	PASS_PER	QPI
4716	PB-B	POLICE DAV PUB SCH JALANDHAR CANTT PB	506	447	45	14	88.34	69.98
3904	HR-E	POLICE DAV PUBLIC SCHOOL AMBALA CITY HR	109	96	11	2	88.07	69.94
65348	DEL	DAV CENT PUB SCH SEC B4 PKT-5 DDA PRJ NARELA N DEL	161	142	15	4	88.20	69.92
8149	BR-C	DAV CENTENARY PUB SCH KABIRMATHI KANDHEWARA SIWAN BR	161	128	20	13	79.50	69.85
8231	BR-B	DAV PUBLIC SCHOOL DAYANAND VIHAR AURANGABAD BR	53	49	2	2	92.45	69.84
4209	HR-F	DAV CENTENARY PUB SCHOOL SEC 11-12 PANIPAT HR	135	124	7	4	91.85	69.81
6838	MH-A	DAV PUBLIC SCHOOL (WCL) PUNWAT YAVATMAL MH	6	5	1	0	83.33	69.77
8903	NCR	DAV PUBLIC SCH PRATAP VIHAR GHAZIABAD UP	115	95	14	6	82.61	69.76
4711	PB-C	S B R DAV PUB SCH TALWANDI BHAI FEROZEPUR PB	71	63	8	0	88.73	69.57
4085	HP-D	DAV SR SEC PUB SCHOOL SECTOR 8 PANCHKULA HR	43	41	2	0	95.35	69.52
3440	JH-A	DAV PUB SCH JHINGARDAH PROJECT-NCL SIDHI MP	24	22	2	0	91.67	69.51
3329	MP-A	DAV ACC PUBLIC SCHOOL KYMORE DT KATNI MP	29	27	2	0	93.10	69.47
4722	PB-C	C L SACHDEVA DAV CENT PUB SCH JAITU FARIDKOT PB	18	15	2	1	83.33	69.43
50034	BR-A	DR DUKHAN RAM DAV PUB SCHOOL DANAPUR PATNA BR	128	119	9	0	92.97	69.37
8202	BR-B	DAV PUBLIC SCHOOL KHETAN LANE JEHANABAD BR	66	62	3	1	93.94	69.31
4675	PB-D	S D K L DAV CENTENARY PUBLIC SCHOOL MANSA PB	207	164	30	13	79.23	69.29
10280	MP-A	DAV ISPAT PUBLIC SCHOOL NANDINI TOWNSHIP DURG CG	22	17	4	1	77.27	69.21
4826	CH	DAV MODEL SCHOOL SECTOR 15-A CH	259	231	18	10	89.19	69.20
4600	PB-B	DR D R B DAV CENTENARY PUBLIC SCHOOL BATALA PB	80	63	16	1	78.75	69.10
4376	HP-A	BHAGIRATHI DASS DAV PUB SCH DHARAMSHALA HP	44	40	3	1	90.91	69.07

SCH_NO	ZONE	SCHOOL NAME	APPR	PASS	COMP	FAIL	PASS_PER	QPI
4682	PB-C	SMT K B DAV CENT PUB SCH FAZILKA FEROZEPUR PB	75	60	6	9	80.00	69.01
4126	NCR	DAV MULTIPURPOSE PUB SCH SECTOR 15 SONIPAT HR	141	114	18	9	80.85	68.95
4665	PB-C	DAV CENTENARY PUBLIC SCHOOL NABHA PATIALA PB	119	98	19	2	82.35	68.80
16031	RJ-B	DAV CENTENARY PUBLIC SCHOOL HANUMANGARH RJ	69	58	7	4	84.06	68.79
8588	JH-A	DAV PUBLIC SR SEC SCHOOL BINA SONEBHADRA UP	163	154	6	3	94.48	68.78
58016	JH-B	S R DAV PUBLIC SCHOOL PUNDAG RANCHI JH	75	75	0	0	100.00	68.75
53066	OR-A	DAV PUB SCH KANSHBAHAL RAJGANGPUR SUNDARGARH OD	41	41	0	0	100.00	68.72
4292	HP-D	HANSRAJ PUBLIC SCHOOL SECTOR 6 PANCHKULA HR	43	36	7	0	83.72	68.71
53032	OR-B	DAV PUB SCH NIMA PARA PURI OD	4	4	0	0	100.00	68.65
8209	BR-D	DAV PUB SCH DEEPTI NGR NTPC KAHALGAON BHAGALPUR BR	112	93	12	7	83.04	68.59
8173	BR-A	DAV PUB SCHOOL CANTT RD KHAGAUL CAMPUS PATNA BR	448	376	49	23	83.93	68.53
8010	JH-C	DAV PUB SCH ALKUSA COLLIERY KUSUNDA DHANBAD JH	100	91	7	2	91.00	68.49
56008	WB-A	DAV PUB SCH EASTERN COAL FIELD LTD BURDWAN WB	58	57	1	0	98.28	68.45
65805	DEL	DAV PUBLIC SCH KAILASH HILLS EOK N DEL	126	124	2	0	98.41	68.40
8331	OR-A	DAV PUB SCH BRAJRAJ NAGAR JHARSUGUDA OD	99	96	3	0	96.97	68.38
4089	HR-F	DAV PUBLIC SCHOOL PANIPAT HR	293	239	36	18	81.57	68.27
3369	MP-A	DAV PUBLIC SCHOOL MAJHGAWAN MINES PANNA MP	26	24	1	1	92.31	68.14
8165	JH-C	DAV PUB SCHOOL PO DUGDA COAL WASHERY BOKARO JH	150	143	6	1	95.33	68.04
8199	JH-C	BRL DAV PUB SCHOOL BHANDARIDAH BOKARO JH	184	175	9	0	95.11	67.99
3676	RJ-A	MANGALAM DAV PUBLIC SCHOOL MORAK KOTA RJ	89	72	12	5	80.90	67.98
8020	JH-C	DAV PUBLIC SCHOOL KUSUNDA COLLIERY DHANBAD JH	130	129	1	0	99.23	67.96
4397	HP-B	DAV PUBLIC SCHOOL PARWANOO SOLAN HP	28	26	2	0	92.86	67.95

SCH_NO	ZONE	SCHOOL NAME	APPR	PASS	COMP	FAIL	PASS_PER	QPI
50040	BR-B	DAV PUB SCH PO MAHANANDPUR BR SHARIF NALANDA BR	23	17	3	3	73.91	67.87
20466	HR-F	DAV PUBLIC SCHOOL RATIA DISTT FATEHABAD HR	61	53	6	2	86.89	67.57
8760	NCR	DAV PUBLIC SCHOOL BRIJ VIHAR GHAZIABAD UP	112	97	13	2	86.61	67.57
3808	HR-C	DAV CENTENARY PUB SCH PEHOWA KURUKSHETRA HR	87	74	10	3	85.06	67.57
4366	HP-C	DR DEVI CHAND DAV PUBLIC SCHOOL MOHAL KULLU HP	80	64	13	3	80.00	67.49
20127	HR-B	POLICE PUB SCH NEW POLICE LINE COLONY HISSAR HR	65	54	7	4	83.08	67.49
20083	HR-F	DAV PUBLIC SCHOOL ASSANDH DT KARNAL HR	74	62	9	3	83.78	67.44
4752	HR-D	DAV PUBLIC SCHOOL RAJPURA PATIALA PB	42	31	6	5	73.81	67.37
4273	HR-B	DAV PUBLIC SCHOOL MOHINDERGARH HR	9	6	1	2	66.67	67.33
4756	PB-A	G N D DAV PUB SCHOOL BHIKHIWIND AMRITSAR PB	62	45	10	7	72.58	67.25
8282	BR-C	NIKHIL SHYAM DAV PUB SCH DUMRA KOTHI SITAMARHI BR	44	34	6	4	77.27	67.24
8437	WB-A	ATREYEE DAV PUB SCHOOL MONGALPUR S DINAJPUR WB	60	55	2	3	91.67	67.20
3492	MP-B	DAV PUB SCH BHATGAON AREA SECL SURGUJA CG	39	33	3	3	84.62	67.19
8011	JH-C	DAV PUBLIC SCHOOL MOONIDIH PROJECT DHANBAD JH	261	244	12	5	93.49	67.19
4522	PB-D	L R S DAV SR SEC MODEL SCHOOL ABOHAR PB	218	174	24	20	79.82	66.97
52099	JH-B	N S DAV PUBLIC SCH GOSHALA COMPLEX KANKE RANCHI JH	54	50	4	0	92.59	66.94
8164	JH-D	DAV PUBLIC SCHOOL C C L PO BENIADIH GIRIDIH JH	165	141	20	4	85.45	66.92
4081	HR-E	DAV SR SEC PUBLIC SCHOOL AMBALA CITY HR	300	230	45	25	76.67	66.90
4082	HR-E	DAV PUBLIC SCHOOL NARAINGARH HR	147	111	22	14	75.51	66.85
4732	PB-A	M K D DAV PUB SCHOOL NESHTA ATTARI AMRITSAR PB	48	38	7	3	79.17	66.81
8221	JH-D	B N S DAV PUB SCHOOL BULAKI RD GIRIDIH JH	446	392	42	12	87.89	66.78
3518	RJ-C	DAV CENTENARY PUBLIC SCHOOL ADARSH NAGAR AJMER RJ	234	182	27	25	77.78	66.75
50014	BR-C	S R DAV PUB SCH CHUNAPUR RD AERODROME PURNIA BR	68	50	9	9	73.53	66.68

SCH_NO	ZONE	SCHOOL NAME	APPR	PASS	COMP	FAIL	PASS_PER	QPI
10221	MP-B	LIONS DAV PUB SCH AKALTARA JANJIGIR CHAMPA CG	6	5	1	0	83.33	66.57
8036	JH-D	DAV PUBLIC SCHOOL PO RAJRAPPA PROJ HAZARIBAGH JH	132	95	25	12	71.97	66.55
8373	OR-A	DAV PUB SCHOOL BANDHABAHAL BELPAHAR SAMBALPUR OD	55	53	2	0	96.36	66.52
3445	JH-A	DAV PUB SCH DUDHICHUA PROJECT JAYANT SIDHI MP	161	154	6	1	95.65	66.38
8017	JH-C	DAV MODEL SCHOOL CFRI PO F R I DHANBAD JH	211	193	10	8	91.47	66.26
4763	PB-B	DAYANAND MODEL SCHOOL MODEL TOWN JALANDHAR PB	73	59	10	4	80.82	66.25
52017	JH-B	S S DAV CENTENARY PUB SCHOOL KHUNTI RANCHI JH	49	48	1	0	97.96	66.20
8177	BR-C	SHYAM LAL DAV PUB SCH RAJENDRA NGR KHAGARIA BR	27	20	2	5	74.07	66.16
4105	HR-B	DAV CENTENARY PUB SCHOOL SEC 6 BAHADURGARH HR	58	52	3	3	89.66	66.01
4058	HR-D	DAV PUBLIC SCHOOL YAMUNA NAGAR HR	91	64	19	8	70.33	65.96
9246	JH-A	DAV PUBLIC SCHOOL KHADIA(NCL) SONEBHADRA UP	51	38	10	3	74.51	65.96
50094	BR-C	DAV PUB SCH JAKHRAJ SITHAN BARH MOKAMA PATNA BR	42	37	3	2	88.10	65.92
50010	BR-B	DAV PUBLIC SCHOOL HANSRAJ NAGAR ROHTAS BR	80	65	13	2	81.25	65.58
4582	PB-C	DAV CENTENARY PUBLIC SCHOOL MALERKOTLA PB	122	88	17	17	72.13	65.54
9707	OR-A	DAV PUBLIC SCHOOL BASUNDHARA SUNDERGARH OD	6	6	0	0	100.00	65.47
8938	UP-A	N DEV DAV PUB SCHOOL KUMARGANJ FAIZABAD UP	36	28	4	4	77.78	65.36
4528	PB-B	DAYANAND MODEL SR SEC SCHOOL JALANDHAR PB	168	133	21	14	79.17	65.36
4278	NCR	DAV PUBLIC SCHOOL N H 3 N I T FARIDABAD HR	145	111	24	10	76.55	65.34
20069	HR-F	DAV CENT. PUB SCH KAITHAL RD NARWANA JIND HR	37	31	6	0	83.78	65.26
25047	PB-C	DAV PUBLIC SCHOOL PATRAN DT PATIALA PB	90	71	10	9	78.89	65.24
52039	JH-D	DAV PUBLIC SCH SUR VIHAR CCL PO BACHRA CHATRA JH	31	28	3	0	90.32	65.13
8860	JH-A	DAV PUBLIC SCHOOL T P P RIHAND NGR SONEBHADRA UP	80	72	6	2	90.00	64.96

SCH_NO	ZONE	SCHOOL NAME	APPR	PASS	COMP	FAIL	PASS_PER	QPI
4056	HR-D	CHAMAN LAL DAV SR PUB SCH PANCHKULA HR	71	55	11	5	77.46	64.85
58006	JH-C	DAV PUBLIC SCHOOL RANGAMATI SINDRI DHANBAD JH	9	9	0	0	100.00	64.82
4204	NCR	DAV PUBLIC SCHOOL PALWAL FARIDABAD HR	67	43	10	14	64.18	64.75
8144	JH-A	DAV CENTENARY PUBLIC SCHOOL GARHWA JH	18	14	3	1	77.78	64.69
8875	UP-A	DAV CENTENARY PUB SCHOOL SHASTRI NAGAR MEERUT UP	314	252	29	33	80.25	64.60
58004	JH-C	DAV PUBLIC SCH SEC-VI B S CITY BOKARO JH	176	161	12	3	91.48	64.55
3813	HR-B	DAV CENTENARY PUB SCH SAMALKHA PANIPAT HR	20	16	3	1	80.00	64.45
8890	UP-A	DDM DAV PUBLIC SCHOOL KASHIPUR U S NAGAR UK	51	38	8	5	74.51	64.41
58017	JH-B	TS DAV PUB SCH BAHARAGORA GHATSILA E SINGHBHUM JH	12	11	1	0	91.67	64.28
3879	HR-F	KALI RAM DAV PUBLIC SCHOOL SAFIDON JIND HR	117	90	14	13	76.92	64.08
50001	BR-C	DAV PUB SCH NR BMP CAMPUS PO DUMRI BEGUSARAI BR	94	75	10	9	79.79	64.07
20005	HR-F	DAV CENT PUB SCHOOL JAKHAL MANDI FATEHABAD HR	98	76	20	2	77.55	63.93
3439	JH-A	DAV CENTENARY PUB SCH AMLOHRI PROJ SIDHI MP	68	52	14	2	76.47	63.83
4155	HR-E	MAJ R N KAPOOR DAV PUB SCHOOL AMBALA CANTT HR	175	139	24	12	79.43	63.77
20160	HR-E	DAV CENT PUB SCH BARARA AT SIMBLA AMBALA HR	31	24	2	5	77.42	63.59
8198	JH-E	DAV PUBLIC SCHOOL URJANAGAR MAHAGAMA GODDA JH	76	74	0	2	97.37	63.41
4755	PB-B	S R TANGRI DAV PUB SCHOOL BILGA JALANDHAR PB	63	45	16	2	71.43	63.33
5492	BR-C	DAV PUBLIC SCHOOL RANGIT NAGAR SOUTH SIKKIM	60	52	6	2	86.67	63.23
8146	JH-C	DAV CENTENARY PUBLIC SCHOOL BANIAHIR DHANBAD JH	264	253	7	4	95.83	63.05
8929	UP-A	SEWA RAM DAV PUB SCH A V COLONY SAHARANPUR UP	187	148	19	20	79.14	63.05
4677	PB-C	R K G DAV PUB SCHL GURU HARSAHAI FEROZEPUR PB	57	43	7	7	75.44	62.97
8037	JH-D	DAV PUBLIC SCHOOL ARA KUJU AREA HAZARIBAGH JH	125	106	14	5	84.80	62.92

SCH_NO	ZONE	SCHOOL NAME	APPR	PASS	COMP	FAIL	PASS_PER	QPI
23028	HP-B	DAV PUB SCH P.O. HATKOTI DT SHIMLA HP	48	33	6	9	68.75	62.83
3568	RJ-A	DAV ACC SR SEC PUB SCHOOL LAKHERI DT BUNDI RJ	24	16	4	4	66.67	62.81
4622	PB-A	POLICE DAV PUB SCHOOL POLICE LINES AMRITSAR PB	181	127	30	24	70.17	62.78
4608	PB-B	DR M C M DAV PUBLIC SCHOOL PATHANKOT PB	133	91	17	25	68.42	62.66
25259	PB-C	POLICE DAV PUBLIC SCHOOL DADHERA DT PATIALA PB	109	80	22	7	73.39	62.36
53095	OR-B	DAV PUBLIC SCHOOL PARADEEP JAGATSINGPUR OD	18	17	1	0	94.44	62.34
20120	HR-D	S R D DAV CENT PUB SCHOOL RANIA DT SIRSA HR	29	19	5	5	65.52	62.32
65549	DEL	JHABBAN LAL DAV PUB SCH PASCHIM VIHAR N DEL	142	118	16	8	83.10	62.30
4247	HR-B	DAV PUBLIC SCHOOL KANINA MOHINDERGARH HR	8	8	0	0	100.00	62.28
9043	JH-A	DAV PUBLIC SCHOOL TTTP DT AMBEDKAR NAGAR UP	41	25	7	9	60.98	62.27
4113	HR-C	DAV PUBLIC SCHOOL CHEEKA KAITHAL HR	190	162	23	5	85.26	62.20
8689	UP-A	DAV PUBLIC SCHOOL UNCHAHAIR RAE BARELI UP	87	53	24	10	60.92	62.00
9126	UP-A	DAV PUBLIC SCHOOL MEERUT ROAD BAGHIPAT UP	38	32	3	3	84.21	61.83
25316	PB-B	RMB DAV CENT PUB SCHL MUSAPUR RD NAWANSHAHR PB	45	35	7	3	77.78	61.65
4346	HP-A	I B DAV PUB SCHOOL NARWANA YOL CAMP KANGRA HP	38	31	7	0	81.58	61.49
4316	HP-B	DAV SIRMOUR PUBLIC SCHOOL PAONTA SAHIB HP	77	54	10	13	70.13	61.47
9251	UP-A	L S D DAV PUB SCHOOL PILKHUWA GHAZIABAD UP	91	64	17	10	70.33	61.47
9226	UP-A	DAV PUBLIC SCHOOL DELHI ROAD HAPUR UP	30	23	6	1	76.67	61.33
25055	PB-B	DAV PUBLIC SCHOOL KHANNA PB	19	12	4	3	63.16	60.48
4759	PB-B	KULWANT RAI JAIN DAV PUB SCH DEF CLY KAPURTHALA PB	47	32	12	3	68.09	60.17
3911	HR-C	ANIL KR DAV PUB SCH ISMAILABAD KURUKSHETRA HR	97	71	13	13	73.20	60.08
8887	UP-A	DAV CENTENARY PUBLIC SCHOOL HALDWANI NAINITAL UK	212	153	30	29	72.17	60.08
8300	JH-B	M B DAV PUBLIC SCHOOL LOHARDAGA JH	111	65	25	21	58.56	60.04
65878	DEL	C L BHALLA DAYANAND MODEL SCH JHANDEWALAN N DEL	80	64	5	11	80.00	60.04

Satisfactory Category
(55 to <60)

SCH_NO	ZONE	SCHOOL NAME	APPR	PASS	COMP	FAIL	PASS_PER	QPI
52032	JH-B	DAV PUBLIC SCHOOL PO PANDRIPANI SIMDEGA JH	13	12	1	0	92.31	59.49
8266	JH-B	DAV PUBLIC SCHOOL GUA RMD SAIL SINGHBHUM W JH	23	20	3	0	86.96	58.92
8866	UP-A	SWARUP F DAV PUB SCH MUZAFFARNAGAR UP	107	67	22	18	62.62	58.86
3836	PB-D	C M DAV SR SEC PUB SCH MANDI DABWALI SIRSA HR	106	61	32	13	57.55	57.42
3897	HR-C	DAV CENTENARY PUBLIC SCHOOL SIWAN KATTHAL HR	26	18	6	2	69.23	57.15
57135	UP-A	DAV PUBLIC SCHOOL TEHSIL-BAZPUR U S NAGAR UK	32	17	7	8	53.13	57.06
20103	HR-D	DAV PUB SCH PO SADHAURA DT YAMUNA NAGAR HR	35	23	3	9	65.71	56.86
53076	OR-A	DAV PUB SCH BHATIPARA TITILAGARH BOLANGIR OD	5	5	0	0	100.00	56.80
52003	JH-E	DAV PUBLIC SCHOOL GOKULPUR PAKUR JHARKHAND	53	28	12	13	52.83	56.56
8975	UP-A	DAV PUBLIC SCHOOL NTPC VIDYUT NGR G B NAGAR UP	91	53	10	28	58.24	56.51
4160	NCR	DAV CENTENARY PUBLIC SCH KALANAUR ROHTAK HR	32	18	5	9	56.25	56.47
23054	HP-E	DAV PUBLIC SCHOOL VPO TIARA DT KANGRA HP	6	3	3	0	50.00	56.47
53083	OR-B	DAV PUBLIC SCHOOL SAIL-RMD BOLANI KEONJHAR OD	31	24	3	4	77.42	56.46
52093	JH-D	DAV PUBLIC SCHOOL PO GIDI-A CCL HAZARIBAGH JH	20	10	6	4	50.00	56.19
53055	OR-A	DAV PUB SCH PO TENSA TEH BONAI SUNDARGARH OD	2	2	0	0	100.00	56.10

Needs Improvement Category
(< 55)

SCH_NO	ZONE	SCHOOL NAME	APPR	PASS	COMP	FAIL	PASS_PER	QPI
20015	HR-F	MATA RAM PIARI DAV PUB SCHL NIGDHU KARNAL HR	12	6	2	4	50.00	53.85
5116	WB-A	DAV PUBLIC SCHOOL IMPHAL SANGAKPHAM MANIPUR	223	126	40	57	56.50	52.32
23023	HP-A	DAV PUBLIC SCHOOL NAGROTA DT KANGRA HP	54	5	36	13	9.26	51.99
54364	UP-A	S F DAV PUB SCH G T RD MANSURPUR MUZAFFARNAGR UP	41	17	10	14	41.46	50.75

Zone-wise Qualitative Performance of Schools

Senior Secondary School Examination—2015

SCH_NO	ZONE	SCHOOL NAME	APPR	PASS	COMP	FAIL	PASS_PER	QPI
6074	AP-A	DAV PUBLIC SCHOOL R K PURAM HYDERABAD TL	75	75	0	0	100.00	84.90
6346	AP-A	DAV PUBLIC SCHOOL ACC COLONY WADI GULBARGA KK	20	20	0	0	100.00	75.95
6214	AP-A	DAV PUBLIC SCHOOL KUKATPALLY HYDERABAD TL	20	16	4	0	80.00	70.56
8240	BR-A	DAV PUBLIC SCHOOL B S E B COLONY PATNA BR	1212	1195	14	3	98.60	81.13
50233	BR-A	DR G L D DAV PUB SCH T NAGAR KANKARBAGH PATNA BR	91	83	8	0	91.21	72.41
8285	BR-A	DAV PUBLIC SCHOOL PHULWARI SHARIF PATNA BR	103	86	14	3	83.50	70.20
50034	BR-A	DR DUKHAN RAM DAV PUB SCHOOL DANAPUR PATNA BR	128	119	9	0	92.97	69.37
8173	BR-A	DAV PUB SCHOOL CANTT RD KHAGAUL CAMPUS PATNA BR	448	376	49	23	83.93	68.53
50007	BR-B	DAV PUBLIC SCH COLLEGE RD ROTARY CAMPUS GAYA BR	107	105	1	1	98.13	74.40
50106	BR-B	DAV PUBLIC SCHOOL LALGANJ BUXAR BR	51	44	6	1	86.27	73.06
8200	BR-B	DAV PUBLIC SCHOOL CANTONMENT AREA GAYA BR	254	238	11	5	93.70	72.91
50070	BR-B	DAV PUBLIC SCHOOL RATWAR BHABHUA KAIMUR BR	12	11	1	0	91.67	71.65
8216	BR-B	DAV PUB SCHOOL RAMGHARIA MOHALLA ARA BHOJPUR BR	96	82	9	5	85.42	71.24
8231	BR-B	DAV PUBLIC SCHOOL DAYANAND VIHAR AURANGABAD BR	53	49	2	2	92.45	69.84
8202	BR-B	DAV PUBLIC SCHOOL KHETAN LANE JEHANABAD BR	66	62	3	1	93.94	69.31
50040	BR-B	DAV PUB SCH PO MAHANANDPUR BR SHARIF NALANDA BR	23	17	3	3	73.91	67.87
50010	BR-B	DAV PUBLIC SCHOOL HANSRAJ NAGAR ROHTAS BR	80	65	13	2	81.25	65.58
8284	BR-C	B R DAV PUB SCHOOL PO BARAUNIR T BEGUSARAI BR	184	183	1	0	99.46	80.88
8234	BR-C	DAV PUB SCH KHABRA PO MIRZAPUR MUZAFFARPUR BR	36	36	0	0	100.00	77.21

SCH_NO	ZONE	SCHOOL NAME	APPR	PASS	COMP	FAIL	PASS_PER	QPI
8078	BR-C	DAV PUB SCH URVARAK NGR HFC BARAUNI BEGUSARAI BR	31	27	4	0	87.10	76.42
50164	BR-C	DAV PUB SCH PO HARPUR AILOTH SAMASTIPUR BR	33	28	5	0	84.85	71.45
50003	BR-C	CS DAV PUB SCH CHHATAUNI MOTIHARI E CHAMPARAN BR	32	26	3	3	81.25	71.33
8149	BR-C	DAV CENTENARY PUB SCH KABIRMATH KANDHEWARA SIWAN BR	161	128	20	13	79.50	69.85
8282	BR-C	NIKHIL SHYAM DAV PUB SCH DUMRA KOTHI SITAMARHI BR	44	34	6	4	77.27	67.24
50014	BR-C	S R DAV PUB SCH CHUNAPUR RD AERODROME PURNIA BR	68	50	9	9	73.53	66.68
8177	BR-C	SHYAMLAL DAV PUB SCH RAJENDRA NGR KHAGARIA BR	27	20	2	5	74.07	66.16
50094	BR-C	DAV PUB SCH JAKHIRAJ STHAN BARH MOKAMA PATNA BR	42	37	3	2	88.10	65.92
50001	BR-C	DAV PUB SCH NR BMP CAMPUS PO DUMRI BEGUSARAI BR	94	75	10	9	79.79	64.07
5492	BR-C	DAV PUBLIC SCHOOL RANGIT NAGAR SOUTH SIKKIM	60	52	6	2	86.67	63.23
50044	BR-D	DAV PUBLIC SCHOOL PO BARARI BHAGALPUR BR	96	81	11	4	84.38	71.04
8209	BR-D	DAV PUB SCH DEEPTI NGR NTPC KAHALGAON BHAGALPUR	112	93	12	7	83.04	68.59
4877	CH	DAV PUBLIC SCHOOL SECTOR 8-C CH	106	102	3	1	96.23	73.33
4826	CH	DAV MODEL SCHOOL SECTOR 15-A CH	259	231	18	10	89.19	69.20
65026	DEL	DAV PUBLIC SCHOOL SRESHTHA VIHAR DEL	357	357	0	0	100.00	84.88
65023	DEL	SHAHEED RAJPAL DAV PUB SCH DAYANAND VIHAR DEL	352	335	13	4	95.17	81.96
65392	DEL	KULACHI HANSRAJ MODEL SCHOOL ASHOK VIHAR DEL	402	392	7	3	97.51	81.60
65406	DEL	DAV PUB SCH PUSHPANJALI ENCL. PITAM PURA DEL	292	286	4	2	97.95	80.82
65485	DEL	HANS RAJ MODEL SCHOOL RD 73 PBI BAGH N DEL	393	375	14	4	95.42	80.61
65405	DEL	DARBARI LAL DAV MODEL S S S PITAMPURA DEL	345	342	2	1	99.13	80.22
65575	DEL	VEDA VYASA DAV PUBLIC SCH VIKASPURI N DEL	261	257	3	1	98.47	79.31
65354	DEL	DARBARI LAL DAV MODEL SCH SHALIMAR BAGH DEL	271	268	3	0	98.89	78.88
65541	DEL	DAV CENTENARY PUB SCH PASCHIM ENCL.ROHTAK RD N DEL	162	162	0	0	100.00	78.69
65450	DEL	DAV PUBLIC SCHOOL ASHOK VIHAR PHASE IV DEL	157	157	0	0	100.00	77.61
65556	DEL	DAV PUB SCHOOL CHANDER NGR JANAK PURI N DEL	78	78	0	0	100.00	76.76

SCH_NO	ZONE	SCHOOL NAME	APPR	PASS	COMP	FAIL	PASS_PER	QPI
65654	DEL	SURAJ BHAN DAV PUBLIC SCH VASANT VIHAR N DEL	183	181	1	1	98.91	76.28
65337	DEL	A G DAV CENTENARY PUB SCH MODEL TOWN DEL	122	119	3	0	97.54	76.10
65047	DEL	DAV PUB SCHOOL PKT-C LIG FLATS EAST OF LONI RD DEL	26	26	0	0	100.00	75.63
65381	DEL	DAV PUBLIC SCHOOL SECTOR VII ROHINI DEL	276	269	7	0	97.46	74.37
65646	DEL	DAV PUBLIC SCH SECT B-PKT-1 VASANT KUNJ N DEL	132	122	7	3	92.42	72.88
76006	DEL	DAV PUBLIC SCH, JASOLA VIHAR N DEL	111	107	2	2	96.40	72.74
65048	DEL	S S LATA SETHI DAV PUB SCH MAUSAM VIHAR DEL	193	179	13	1	92.75	72.60
65348	DEL	DAV CENT PUB SCH SEC B4 PKT-5 DDA PRJ NARELA N DEL	161	142	15	4	88.20	69.92
65805	DEL	DAV PUBLIC SCH KAILASH HILLS EOK N DEL	126	124	2	0	98.41	68.40
65549	DEL	JHABBAN LAL DAV PUB SCH PASCHIM VIHAR N DEL	142	118	16	8	83.10	62.30
65878	DEL	C L BHALLA DAYANAND MODEL SCH JHANDRAWALAN N DEL	80	64	5	11	80.00	60.04
4350	HP-A	DAV PUBLIC SCHOOL SECTOR - IV NEW SHIMLA HP	139	139	0	0	100.00	82.58
4381	HP-A	DAV SR SEC PUB SCHOOL LAKKAR BAZAR SHIMLA HP	253	252	1	0	99.60	81.48
4353	HP-A	DAV PUBLIC SCHOOL DEHRA GOPIPUR KANGRA HP	98	96	2	0	97.96	78.45
4314	HP-A	DAV PUBLIC SCHOOL PALAMPUR KANGRA HP	83	81	1	1	97.59	77.88
23017	HP-A	DAV PUBLIC SCHOOL GHUMARWIN BILASPUR HP	38	38	0	0	100.00	77.22
4371	HP-A	DAV PUBLIC SCHOOL BILASPUR HP	50	47	3	0	94.00	76.28
4301	HP-A	DAV SR SEC PUBLIC SCHOOL BARMANA BILASPUR HP	48	48	0	0	100.00	76.06
4352	HP-A	DAV PUBLIC SCHOOL HAMIRPUR HP	89	87	2	0	97.75	72.78
4377	HP-A	DAV PUBLIC SCHOOL AMBOTA UNA HP	63	60	2	1	95.24	70.97
4379	HP-A	DAV PUBLIC SCHOOL ALAMPUR KANGRA HP	53	51	2	0	96.23	70.19
4376	HP-A	BHAGIRATHI DASS DAV PUB SCH DHARAMSHALA HP	44	40	3	1	90.91	69.07
4346	HP-A	I B DAV PUB SCHOOL NARWANA YOL CAMP KANGRA HP	38	31	7	0	81.58	61.49
23023	HP-A	DAV PUBLIC SCHOOL NAGROTA DT KANGRA HP	54	5	36	13	9.26	51.99
4386	HP-B	DAV A VIDYA NIKETAN DARLAGHAT ARKI SOLAN HP	34	34	0	0	100.00	84.79
4344	HP-B	DAYANAND PUBLIC SCHOOL THE MALL SHIMLA HP	105	104	1	0	99.05	80.86

SCH_NO	ZONE	SCHOOL NAME	APPR	PASS	COMP	FAIL	PASS_PER	QPI
4323	HP-B	DAV PUBLIC SCHOOL NAHAN SIRMOUR HP	9	9	0	0	100.00	77.07
4359	HP-B	M R A DAV PUBLIC SCHOOL ANAND COMPLEX SOLAN HP	107	106	1	0	99.07	74.11
23002	HP-B	DAV CENT PUBLIC SCHOOL KOTKHAI SHIMLA HP	24	24	0	0	100.00	70.57
4397	HP-B	DAV PUBLIC SCHOOL PARWANOO SOLAN HP	28	26	2	0	92.86	67.95
23028	HP-B	DAV PUB SCH PO HATKOTI DT SHIMLA HP	48	33	6	9	68.75	62.83
4316	HP-B	DAV SIRMOUR PUBLIC SCHOOL PAONTA SAHIB HP	77	54	10	13	70.13	61.47
23080	HP-C	DAV PUBLIC SR SEC SCHOOL BHAROLI DT KANGRA HP	47	47	0	0	100.00	83.78
4330	HP-C	DAV CENTENARY PUB SCH JAWAHAR NAGAR MANDI HP	76	65	11	0	85.53	74.45
23075	HP-C	T R DAV PUB SR SEC SCH PO KANGOO HAMIRPUR HP	56	50	6	0	89.29	74.25
4398	HP-C	DAV PUBLIC SCHOOL GREYOH SARKHA GHAT MANDI HP	29	29	0	0	100.00	73.32
23032	HP-C	DAV PUB SCHOOL SUNDER NAGAR MANDI HP	106	99	7	0	93.40	72.88
4366	HP-C	DR DEVI CHAND DAV PUBLIC SCHOOL MOHAL KULLU HP	80	64	13	3	80.00	67.49
4331	HP-D	DAV CENTENARY PUBLIC SCHOOL UNA HP	202	197	4	1	97.52	75.34
4395	HP-D	M I A DAV PUBLIC SCHOOL MEHATPUR UNA HP	66	62	2	2	93.94	71.28
4588	HP-D	B B M B DAV PUB SCH NANGAL TOWNSHIP PB	111	96	13	2	86.49	70.53
4085	HP-D	DAV SR SEC PUB SCHOOL SECTOR 8 PANCHKULA HR	43	41	2	0	95.35	69.52
4292	HP-D	HANSRAJ PUBLIC SCHOOL SECTOR 6 PANCHKULA HR	43	36	7	0	83.72	68.71
4351	HP-E	M C M DAV SR SEC PUB SCH BAGHNI DT KANGRA HP	41	39	2	0	95.12	75.94
23048	HP-E	DAV PUBLIC SCHOOL MOH-HARDASPURA DT CHAMBA HP	42	41	1	0	97.62	74.32
23054	HP-E	DAV PUBLIC SCHOOL VPO TIARA DT KANGRA HP	6	3	3	0	50.00	56.47
4116	HR-B	K L ARYA DAV PUBLIC SCHOOL HISSAR HR	184	176	7	1	95.65	76.74
3877	HR-B	R R N DAV PUBLIC SCHOOL VILL- KOSLI REWARI HR	14	14	0	0	100.00	75.84
4178	HR-B	M L S DAV PUB SCHOOL NARNAUL MOHINDERGARH HR	143	109	26	8	76.22	71.28
20127	HR-B	POLICE PUB SCH NEW POLICE LINE COLONY HISSAR HR	65	54	7	4	83.08	67.49
4273	HR-B	DAV PUBLIC SCHOOL MOHINDERGARH HR	9	6	1	2	66.67	67.33
4105	HR-B	DAV CENTENARY PUB SCHOOL SEC 6 BAHADURGARH HR	58	52	3	3	89.66	66.01

SCH_NO	ZONE	SCHOOL NAME	APPR	PASS	COMP	FAIL	PASS_PER	QPI
3813	HR-B	DAV CENTENARY PUB SCH SAMALKHA PANIPAT HR	20	16	3	1	80.00	64.45
4247	HR-B	DAV PUBLIC SCHOOL KANINA MOHINDERGARH HR	8	8	0	0	100.00	62.28
4141	HR-C	O S DAV PUBLIC SCHOOL KAITHAL HR	288	282	4	2	97.92	81.46
4256	HR-C	DAV PUBLIC SCHOOL SEC 3 U E KURUKSHETRA HR	150	149	0	1	99.33	78.09
20325	HR-C	DAV CENTENARY PUBLIC SCHOOL KARNAL HR	11	10	1	0	90.91	72.36
4300	HR-C	DAV PUBLIC SCHOOL PUNDRI KAITHAL HR	79	77	2	0	97.47	72.32
3808	HR-C	DAV CENTENARY PUB SCH PEHOWA KURUKSHETRA HR	87	74	10	3	85.06	67.57
4113	HR-C	DAV PUBLIC SCHOOL CHEEKA KAITHAL HR	190	162	23	5	85.26	62.20
3911	HR-C	ANIL KR DAV PUB SCH ISMAILABAD KURUKSHETRA HR	97	71	13	13	73.20	60.08
3897	HR-C	DAV CENTENARY PUBLIC SCHOOL SIWAN KAITHAL HR	26	18	6	2	69.23	57.15
4923	HR-D	K B DAV CENTENARY PUB SCH SEC 7-B CDH	182	171	8	3	93.96	78.13
20109	HR-D	DAV CENT PUB SCH RADAUR DT YAMUNA NAGAR HR	46	43	3	0	93.48	73.02
4125	HR-D	DAV CENTENARY PUBLIC SCHOOL SIRSA HR	150	126	16	8	84.00	71.10
3891	HR-D	MATA PUNNA DEVI DAV PUB SCHOOL KALANWALI SIRSA HR	58	55	2	1	94.83	71.00
4009	HR-D	DAV SR PUBLIC SCHOOL SURAJPUR PANCHKULA HR	93	83	9	1	89.25	70.02
4752	HR-D	DAV PUBLIC SCHOOL RAJPURA PATIALA PB	42	31	6	5	73.81	67.37
4058	HR-D	DAV PUBLIC SCHOOL YAMUNA NAGAR HR	91	64	19	8	70.33	65.96
4056	HR-D	CHAMAN LAL DAV SR PUB SCH PANCHKULA HR	71	55	11	5	77.46	64.85
20120	HR-D	S R D DAV CENT PUB SCHOOL RANIA DT SIRSA HR	29	19	5	5	65.52	62.32
20103	HR-D	DAV PUB SCH PO SADHAURA DT YAMUNA NAGAR HR	35	23	3	9	65.71	56.86
3904	HR-E	POLICE DAV PUBLIC SCHOOL AMBALA CITY HR	109	96	11	2	88.07	69.94
4081	HR-E	DAV SR SEC PUBLIC SCHOOL AMBALA CITY HR	300	230	45	25	76.67	66.90
4082	HR-E	DAV PUBLIC SCHOOL NARAINGARH HR	147	111	22	14	75.51	66.85
4155	HR-E	MAJ R N KAPOOR DAV PUB SCHOOL AMBALA CAN'TT HR	175	139	24	12	79.43	63.77
20160	HR-E	DAV CENT PUB SCH BARARA AT SIMBLA AMBALA HR	31	24	2	5	77.42	63.59
4213	HR-F	S B P DAV CENTENARY PUB SCH FATEHABAD HR	123	120	2	1	97.56	79.21

SCH_NO	ZONE	SCHOOL NAME	APPR	PASS	COMP	FAIL	PASS_PER	QPI
4221	HR-F	DAV CENTENARY PUB SCHOOL URBAN ESTATE JIND HR	281	267	10	4	95.02	76.45
20465	HR-F	DAV CENTENARY PUB SCHOOL NILOKHERI KARNAL HR	18	15	2	1	83.33	76.44
4145	HR-F	DAV CENTENARY PUB SCH TOHANA FATEHABAD HR	113	98	11	4	86.73	71.27
4209	HR-F	DAV CENTENARY PUB SCHOOL SEC 11-12 PANIPAT HR	135	124	7	4	91.85	69.81
4089	HR-F	DAV PUBLIC SCHOOL PANIPAT HR	293	239	36	18	81.57	68.27
20466	HR-F	DAV PUBLIC SCHOOL RATIA DISTT FATEHABAD HR	61	53	6	2	86.89	67.57
20083	HR-F	DAV PUBLIC SCHOOL ASSANDH DT KARNAL HR	74	62	9	3	83.78	67.44
20069	HR-F	DAV CENT. PUB SCH KAITHAL RD NARWANA JIND HR	37	31	6	0	83.78	65.26
3879	HR-F	KALI RAM DAV PUBLIC SCHOOL SAFIDON JIND HR	117	90	14	13	76.92	64.08
20005	HR-F	DAV CENT PUB SCHOOL JAKHAL MANDI FATEHABAD HR	98	76	20	2	77.55	63.93
20015	HR-F	MATA RAM PIARI DAV PUB SCHL NIGDHU KARNAL HR	12	6	2	4	50.00	53.85
3436	JH-A	DAV PUBLIC SCHOOL NIGAHI NCL SIDHI MP	60	60	0	0	100.00	79.56
8237	JH-A	M K DAV PUB SCH CHIANKI DALTONGANJ PALAMAU JH	304	302	2	0	99.34	76.18
8833	JH-A	DAV PUBLIC SCHOOL A T P ANPARA SONEBHADRA UP	110	101	8	1	91.82	75.42
54631	JH-A	DAV PUBLIC SCHOOL ROBERTSGANJ SONEBHADRA UP	18	18	0	0	100.00	72.28
3440	JH-A	DAV PUB SCH JHINGARDAH PROJECT-NCL SIDHI MP	24	22	2	0	91.67	69.51
8588	JH-A	DAV PUBLIC SR SEC SCHOOL BINA SONEBHADRA UP	163	154	6	3	94.48	68.78
3445	JH-A	DAV PUB SCH DUDHICHUA PROJECT JAYANT SIDHI MP	161	154	6	1	95.65	66.38
9246	JH-A	DAV PUBLIC SCHOOL KHADIA(NCL) SONEBHADRA UP	51	38	10	3	74.51	65.96
8860	JH-A	DAV PUBLIC SCHOOL T P P RIHAND NGR SONEBHADRA UP	80	72	6	2	90.00	64.96
8144	JH-A	DAV CENTENARY PUBLIC SCHOOL GARHWA JH	18	14	3	1	77.78	64.69
3439	JH-A	DAV CENTENARY PUB SCH AMLOHRI PROJ SIDHI MP	68	52	14	2	76.47	63.83
9043	JH-A	DAV PUBLIC SCHOOL TTPP DT AMBEDKAR NAGAR UP	41	25	7	9	60.98	62.27
9502	JH-B	DAV PUB SCH BISTUPUR JAMSHEDPUR SINGHBHUM E JH	445	427	13	5	95.96	79.25
8214	JH-B	S J DAV PUB SCH CHAIBASHA SINGHBHUM W JH	89	88	1	0	98.88	77.80
8233	JH-B	DAV KAPIL DEV PUB SCHOOL KADRU RANCHI JH	448	441	6	1	98.44	77.36

SCH_NO	ZONE	SCHOOL NAME	APPR	PASS	COMP	FAIL	PASS_PER	QPI
8253	JH-B	DAV PUBLIC SCHOOL BARIATU ROAD RANCHI JH	444	428	12	4	96.40	74.87
8147	JH-B	DAV PUBLIC SCHOOL ITKI ROAD PO HEHAL RANCHI JH	595	582	9	4	97.82	74.51
8089	JH-B	DAV PUBLIC SCHOOL ACC JHINKPANI SINGHBHUM W JH	12	12	0	0	100.00	74.48
8122	JH-B	DAV PUBLIC SCHOOL (TISCO) SINGHBHUM W JH	32	30	2	0	93.75	74.43
52078	JH-B	DAV PUB SCH LOHARDAGA ROAD GUMLA JH	46	44	1	1	95.65	72.46
9523	JH-B	DAV PUBLIC SCHOOL ADITYAPUR SINGHBHUM W JH	226	189	27	10	83.63	70.40
8064	JH-B	DAV CO-OP SR SEC SCHOOL KHALARI RANCHI JH	78	75	2	1	96.15	70.04
58016	JH-B	SR DAV PUBLIC SCHOOL PUNDAG RANCHI JH	75	75	0	0	100.00	68.75
52099	JH-B	N S DAV PUBLIC SCH GOSHALA COMPLEX KANKE RANCHI JH	54	50	4	0	92.59	66.94
52017	JH-B	S S DAV CENTENARY PUB SCHOOL KHUNTI RANCHI JH	49	48	1	0	97.96	66.20
58017	JH-B	TS DAV PUB SCH BAHARAGORA GHATSILA E SINGHBHUM JH	12	11	1	0	91.67	64.28
8300	JH-B	M B DAV PUBLIC SCHOOL LOHARDAGA JH	111	65	25	21	58.56	60.04
52032	JH-B	DAV PUBLIC SCHOOL PO PANDRIPANI SIMDEGA JH	13	12	1	0	92.31	59.49
8266	JH-B	DAV PUBLIC SCHOOL GUA RMD SAIL SINGHBHUM W JH	23	20	3	0	86.96	58.92
8163	JH-C	DAV PUBLIC SCHOOL CCL KATHARA BOKARO JH	53	52	1	0	98.11	80.42
8192	JH-C	DAV PUB SCHOOL PO SWANG COLLIERY CCL BOKARO JH	102	102	0	0	100.00	79.88
8007	JH-C	DAV PUBLIC SCH BCCL KOYLA NGR DHANBAD JH	422	417	5	0	98.82	79.13
8014	JH-C	DAV PUBLIC SCHOOL SECTOR-IV B S CITY BOKARO JH	630	629	1	0	99.84	78.46
8033	JH-C	DAV PUBLIC SCHOOL DHORI C C L BOKARO JH	96	96	0	0	100.00	74.42
8229	JH-C	DAV PUB SCHOOL TENUGHAT T P S LALPANIA BOKARO JH	24	24	0	0	100.00	73.78
8155	JH-C	TATA DAV SCHOOL PO JAMADOBA DHANBAD JH	122	118	4	0	96.72	72.14
8222	JH-C	TATA DAV SCHOOL TISCO SIJUA BHELATAND DHANBAD JH	131	125	6	0	95.42	70.77
8010	JH-C	DAV PUB SCH ALKUSA COLLIERY KUSUNDA DHANBAD JH	100	91	7	2	91.00	68.49
8165	JH-C	DAV PUB SCHOOL PO DUGDA COAL WASHERY BOKARO JH	150	143	6	1	95.33	68.04
8199	JH-C	BRL DAV PUB SCHOOL BHANDARIDAH BOKARO JH	184	175	9	0	95.11	67.99
8020	JH-C	DAV PUBLIC SCHOOL KUSUNDA COLLIERY DHANBAD JH	130	129	1	0	99.23	67.96

SCH_NO	ZONE	SCHOOL NAME	APPR	PASS	COMP	FAIL	PASS_PER	QPI
8011	JH-C	DAV PUBLIC SCHOOL MOONIDIH PROJECT DHANBAD JH	261	244	12	5	93.49	67.19
8017	JH-C	DAV MODEL SCHOOL CFRI PO F R I DHANBAD JH	211	193	10	8	91.47	66.26
58006	JH-C	DAV PUBLIC SCHOOL RANGAMATI SINDRI DHANBAD JH	9	9	0	0	100.00	64.82
58004	JH-C	DAV PUBLIC SCH SEC-VI B S CITY BOKARO JH	176	161	12	3	91.48	64.55
8146	JH-C	DAV CENTENARY PUBLIC SCHOOL BANIAHIR DHANBAD JH	264	253	7	4	95.83	63.05
8110	JH-D	TATA DAV PUB SCHOOL TISCO HAZARIBAGH JH	103	103	0	0	100.00	78.61
8143	JH-D	DAV PUBLIC SCH N T S BARKAKHANA HAZARIBAGH JH	107	107	0	0	100.00	78.33
8281	JH-D	DAV PUBLIC SCHOOL CANARY HILL ROAD HAZARIBAGH JH	401	390	9	2	97.26	76.43
8239	JH-D	PVSS DAV PUB SCH JHUMRITELAIYA KODERMA JH	120	119	1	0	99.17	76.24
8232	JH-D	DAV PUBLIC SCHOOL GANDHI NAGAR CCL RANCHI JH	356	345	8	3	96.91	74.79
8287	JH-D	AGRASEN DAV PUB SCH BHARECH NGR HAZARIBAGH JH	120	116	3	1	96.67	73.46
8248	JH-D	DAV PUB SCHOOL TAPIN NORTH HAZARIBAGH JH	18	15	3	0	83.33	71.40
8228	JH-D	DAV PUBLIC SCHOOL KEDLA CCL HAZARIBAGH JH	74	72	2	0	97.30	71.18
8164	JH-D	DAV PUBLIC SCHOOL C C L PO BENJADIH GIRIDIH JH	165	141	20	4	85.45	66.92
8221	JH-D	B N S DAV PUB SCHOOL BULAKI RD GIRIDIH JH	446	392	42	12	87.89	66.78
8036	JH-D	DAV PUBLIC SCHOOL PO RAJRAPPA PROJ HAZARIBAGH JH	132	95	25	12	71.97	66.55
52039	JH-D	DAV PUBLIC SCH SUR VIHAR CCL PO BACHIRA CHATRA JH	31	28	3	0	90.32	65.13
8037	JH-D	DAV PUBLIC SCHOOL ARA KUJU AREA HAZARIBAGH JH	125	106	14	5	84.80	62.92
52093	JH-D	DAV PUBLIC SCHOOL PO GIDI-A CCL HAZARIBAGH JH	20	10	6	4	50.00	56.19
8298	JH-E	DAV PUBLIC SCHOOL SP MINES CHITRA DEOGHAR JH	12	11	1	0	91.67	74.60
52014	JH-E	G D DAV PUB SCH BHANDARKOLA SATAR RD DEOGARH JH	178	157	19	2	88.20	72.80
8198	JH-E	DAV PUBLIC SCHOOL URJANAGAR MAHAGAMA GODDA JH	76	74	0	2	97.37	63.41
52003	JH-E	DAV PUBLIC SCHOOL GOKULPUR PAKUR JH	53	28	12	13	52.83	56.56
6800	MH-A	J H AMBANI SCHOOL LODHIVALI CHOWK RAIGAD MR	64	64	0	0	100.00	82.03
6868	MH-A	PETROCHEMICALS VIDAYALAYA RAIGAD MH	34	34	0	0	100.00	80.08
13004	MH-A	ADANI DAV PUB SCHOOL NANA KAPAYA KUTCH GJ	50	50	0	0	100.00	79.14

SCH_NO	ZONE	SCHOOL NAME	APPR	PASS	COMP	FAIL	PASS_PER	QPI
13114	MH-A	TATA CHEM DAV PUB SCH MITHAPUR DWARKA JAMNAGAR GJ	54	50	4	0	92.59	71.67
6838	MH-A	DAV PUBLIC SCHOOL (WCL) PUNWAT YAVATMAL MH	6	5	1	0	83.33	69.77
6863	MH-B	DAV PUBLIC SCHOOL PUNE MH	182	180	2	0	98.90	85.07
6842	MH-B	DAV PUBLIC SCHOOL NEW PANVEL NAVI MUMBAI MH	186	185	1	0	99.46	82.37
6898	MH-B	DAV INTL SCH KHARGHAR NAVI MUMBAI MH	74	74	0	0	100.00	82.22
6843	MH-B	DAV PUBLIC SCHOOL AIROLI NAVI MUMBAI MH	305	298	7	0	97.70	78.79
6844	MH-B	DAV PUBLIC SCHOOL NERUL NAVI MUMBAI MH	205	199	5	1	97.07	78.70
14374	MP-A	DAV BORL PUBLIC SCHOOL BORL TOWNSHIP SAGAR MP	27	27	0	0	100.00	79.35
3328	MP-A	DAV CENTENARY PUB SCH KUTESHWAR DT KATNI MP	22	22	0	0	100.00	76.07
3432	MP-A	DAV BURHAR PUB SCHOOL PAKARIA BURHAR SHAHDOL MP	63	60	3	0	95.24	75.43
3330	MP-A	JPV DAV PUB SCH FCI GODOWN PURENI CHAKA KATNI MP	59	52	5	2	88.14	74.96
3326	MP-A	DAV ACC PUBLIC SCHOOL KATNI MP	10	10	0	0	100.00	73.96
10248	MP-A	MONNET DAV PUBLIC SCHOOL MANDIR HASAUD RAIPUR CG	19	19	0	0	100.00	73.31
3232	MP-A	DAV PUBLIC SCHOOL ACC JAMUL DURG CG	59	56	2	1	94.92	71.12
3227	MP-A	DAV PUBLIC SCHOOL HUDCO BHILAI DURG CG	100	97	3	0	97.00	71.07
3329	MP-A	DAV ACC PUBLIC SCHOOL KYMORE DT KATNI MP	29	27	2	0	93.10	69.47
10280	MP-A	DAV ISPAT PUBLIC SCHOOL NANDINI TOWNSHIP DURG CG	22	17	4	1	77.27	69.21
3369	MP-A	DAV PUBLIC SCHOOL MAJHGAWAN MINES PANNA MP	26	24	1	1	92.31	68.14
3189	MP-B	DAV PUBLIC SCHOOL VASANT VIHAR BILASPUR CG	188	182	5	1	96.81	75.74
3341	MP-B	DAV PUBLIC SCH GEVRA PROJECT DT KORBA CG	97	96	0	1	98.97	73.84
3385	MP-B	TATA DAV PUB SCHOOL TSCD SONADIH RAIPUR CG	47	46	1	0	97.87	73.37
3375	MP-B	DAV PUBLIC SCHOOL SECL CHHAL DT RAIGARH CG	34	34	0	0	100.00	73.21
3346	MP-B	DAV PUB SCH SECL BARTUNGA CHIRIMIRI KOREA CG	43	42	1	0	97.67	72.99
3343	MP-B	DAV PUB SCH SECL KUSMUNDA KORBA CG	69	65	4	0	94.20	72.08
3417	MP-B	DAV PUBLIC SCHOOL SECL BISHRAMPUR SURGUJA CG	116	106	10	0	91.38	70.47

SCH_NO	ZONE	SCHOOL NAME	APPR	PASS	COMP	FAIL	PASS_PER	QPI
10290	MP-B	DAV PUBLIC SCHOOL SECL JHILMILI KORIYA CG	25	22	3	0	88.00	70.14
3492	MP-B	DAV PUB SCH BHATGAON AREA SECL SURGUJA CG	39	33	3	3	84.62	67.19
10221	MP-B	LIONS DAV PUB SCH AKALTARA JANJGIR CHAMPA CG	6	5	1	0	83.33	66.57
4100	NCR	DAV PUBLIC SCHOOL SECTOR 14 GURGAON HR	326	326	0	0	100.00	86.94
3833	NCR	DAV PUBLIC SCHOOL SECTOR 37 FARIDABAD HR	207	194	11	2	93.72	75.95
4122	NCR	DAV CENTENARY PUB SCHOOL ROHTAK HR	240	223	12	5	92.92	75.77
8643	NCR	DAV PUB SCH RAJENDER NGR SAHIBABAD GHAZIABAD UP	279	273	4	2	97.85	75.64
8849	NCR	DAV CENTENARY PUB SCH CHANDER NGR GHAZIABAD UP	110	110	0	0	100.00	75.07
4016	NCR	DAV PUBLIC SCHOOL SECTOR 14 FARIDABAD HR	381	360	15	6	94.49	74.08
4203	NCR	DAV PUBLIC SCHOOL BALLABGARH FARIDABAD HR	110	100	9	1	90.91	73.50
8714	NCR	SARLA CHOPRA DAV CEN PUB SCH SEC 56 NOIDA UP	183	178	4	1	97.27	73.05
4205	NCR	DAV PUBLIC SCHOOL SAINIK COLONY FARIDABAD HR	160	147	7	6	91.88	72.82
4295	NCR	R R J S DAV PUB SCHOOL TEH PATAUDI GURGAON HR	48	45	3	0	93.75	70.50
20080	NCR	J P DAV PUB SCH GANAUR SONIPAT HR	63	58	4	1	92.06	70.30
8903	NCR	DAV PUBLIC SCH PRATAP VIHAR GHAZIABAD UP	115	95	14	6	82.61	69.76
4126	NCR	DAV MULTIPURPOSE PUB SCH SECTOR 15 SONIPAT HR	141	114	18	9	80.85	68.95
8760	NCR	DAV PUBLIC SCHOOL BRIJ VIHAR GHAZIABAD UP	112	97	13	2	86.61	67.57
4278	NCR	DAV PUBLIC SCHOOL N H 3 N I T FARIDABAD HR	145	111	24	10	76.55	65.34
4204	NCR	DAV PUBLIC SCHOOL PALWAL FARIDABAD HR	67	43	10	14	64.18	64.75
4160	NCR	DAV CENTENARY PUBLIC SCH KALANAUR ROHTAK HR	32	18	5	9	56.25	56.47
53003	OR-A	DAV PUB SCH MCL HQ ANAND VR BURLA SAMBALPUR OD	122	111	8	3	90.98	76.77
8311	OR-A	DAV PUB SCHOOL MCL JAGANNATH AREA ANGUL OD	80	77	3	0	96.25	75.78
53042	OR-A	DAV PUBLIC SCHOOL JHARSUGUDA OD	30	26	4	0	86.67	75.09
8385	OR-A	DAV PUB SCH MCL KALINGA RD MAHENDRAPUR ANGUL OD	133	130	2	1	97.74	75.03
8382	OR-A	DAV PUBLIC SCHOOL ROURKELA DT SUNDERGARH OD	140	130	6	4	92.86	71.97
8376	OR-A	DAV PUBLIC SCHOOL ITPS BANHARPALLI JHARSUGUDA OD	15	12	3	0	80.00	70.11

SCH_NO	ZONE	SCHOOL NAME	APPR	PASS	COMP	FAIL	PASS_PER	QPI
53066	OR-A	DAV PUB SCH KANSHABAHAL RAJGANGPUR SUNDARGARH OD	41	41	0	0	100.00	68.72
8331	OR-A	DAV PUB SCH BRAJRAJ NAGAR JHARSUGUDA OD	99	96	3	0	96.97	68.38
8373	OR-A	DAV PUB SCHOOL BANDHABAHAL BELPAHAR SAMBALPUR OD	55	53	2	0	96.36	66.52
9707	OR-A	DAV PUBLIC SCHOOL BASUNDHARA SUNDERGARH OD	6	6	0	0	100.00	65.47
53076	OR-A	DAV PUB SCH BHATIPARA TITILAGARH BOLANGIR OD	5	5	0	0	100.00	56.80
53055	OR-A	DAV PUB SCH PO TENSA TEH BONAI SUNDARGARH OD	2	2	0	0	100.00	56.10
8378	OR-B	DAV PUB SCHOOL CHANDRASEKHARPUR BHUBANESWAR OD	326	320	6	0	98.16	85.01
8305	OR-B	DAV PUBLIC SCHOOL UNIT VIII BHUBANESWAR OD	283	283	0	0	100.00	84.55
9703	OR-B	DAV PUBLIC SCHOOL POKHARIPUT BBSR OD	195	192	3	0	98.46	83.23
8349	OR-B	DAV PUB SCHOOL PARADEEP PPL TOWNSHIP PARADEEP OD	46	46	0	0	100.00	81.68
53058	OR-B	DAV PUB SCH KALINGA NGR BHUBANESWAR KHORDHA OD	42	42	0	0	100.00	79.05
8380	OR-B	DAV PUBLIC SCHOOL SEC 6 MARKAT NGR CUTTACK OD	269	256	12	1	95.17	79.04
8388	OR-B	DAV PUB SCH S VIHAR GOSANI BERHAMPUR GANJAM OD	135	132	2	1	97.78	79.01
53036	OR-B	DAV PUBLIC SCHOOL SOVARAMPUR BALASORE OD	23	23	0	0	100.00	78.70
53072	OR-B	LR DAV PUB SCH GANDARPUR CUTTACK OD	64	61	3	0	95.31	78.32
53001	OR-B	DAV PUB SCH NTPC/TTPS TALCHER THERMAL ANGUL OD	25	24	1	0	96.00	74.92
53032	OR-B	DAV PUB SCH NIMA PARA PURI OD	4	4	0	0	100.00	68.65
53095	OR-B	DAV PUBLIC SCHOOL PARADEEP JAGATSINGPUR OD	18	17	1	0	94.44	62.34
53083	OR-B	DAV PUBLIC SCHOOL SAIL-RMD BOLANI KEONJHAR OD	31	24	3	4	77.42	56.46
4503	PB-A	DAV PUBLIC SCHOOL LAWRENCE ROAD AMRITSAR PB	365	355	7	3	97.26	80.46
25038	PB-A	DAV INTL. SCHOOL VERKA CHOWK AMRITSAR PB	179	178	1	0	99.44	78.50
4756	PB-A	G N D DAV PUB SCHOOL BHIKHIWIND AMRITSAR PB	62	45	10	7	72.58	67.25
4732	PB-A	M K D DAV PUB SCHOOL NESHTA ATTARI AMRITSAR PB	48	38	7	3	79.17	66.81
4622	PB-A	POLICE DAV PUB SCHOOL POLICE LINES AMRITSAR PB	181	127	30	24	70.17	62.78
4583	PB-B	DAV PUBLIC SCHOOL B R S NAGAR LUDHIANA PB	252	252	0	0	100.00	85.53
4673	PB-B	DRV DAV CENT PUB SCHOOL PHILLAUUR JALANDHAR PB	83	83	0	0	100.00	80.11

SCH_NO	ZONE	SCHOOL NAME	APPR	PASS	COMP	FAIL	PASS_PER	QPI
4728	PB-B	LALA J N DAV MODEL SCH KABIR NAGAR JALANDHAR PB	39	39	0	0	100.00	77.97
25217	PB-B	DAV PUB SCH SARABHA NAGAR EXTN LUDHIANA PB	198	190	6	2	95.96	77.75
4713	PB-B	S V J C DAV PUBLIC SCHOOL DASUYA HOSHIARPUR PB	28	28	0	0	100.00	77.38
4412	PB-B	M H S AGRI COLLEGIATE SCH NAGBANI JAMMU TAWIJ&K	231	204	23	4	88.31	76.19
25099	PB-B	M D D MODEL SCHOOL NAKODAR DISTT JALANDHAR PB	30	27	3	0	90.00	74.92
4575	PB-B	BBMB DAV PUBLIC SCHOOL TALWARA TOWNSHIP PB	35	33	1	1	94.29	74.61
4716	PB-B	POLICE DAV PUB SCH JALANDHAR CANTT PB	506	447	45	14	88.34	69.98
4600	PB-B	DR D R B DAV CENTENARY PUBLIC SCHOOL BATALA PB	80	63	16	1	78.75	69.10
4763	PB-B	DAYANAND MODEL SCHOOL MODEL TOWN JALANDHAR PB	73	59	10	4	80.82	66.25
4528	PB-B	DAYANAND MODEL SR SEC SCHOOL JALANDHAR PB	168	133	21	14	79.17	65.36
4755	PB-B	S R TANGRI DAV PUB SCHOOL BILGA JALANDHAR PB	63	45	16	2	71.43	63.33
4608	PB-B	DR M C M DAV PUBLIC SCHOOL PATHANKOT PB	133	91	17	25	68.42	62.66
25316	PB-B	RMB DAV CENT PUB SCHL MUSAPUR RD NAWANSHAHAHAR PB	45	35	7	3	77.78	61.65
25055	PB-B	DAV PUBLIC SCHOOL KHANNA PB	19	12	4	3	63.16	60.48
4759	PB-B	KULWANT RAI JAIN DAV PUB SCH DEF CLY KAPURTHALA PB	47	32	12	3	68.09	60.17
4649	PB-C	DAV PUBLIC SCHOOL KOTKAPURA FARIDKOT PB	57	57	0	0	100.00	81.19
4589	PB-C	DAV PUBLIC SCHOOL PATIALA PB	221	210	10	1	95.02	77.71
4672	PB-C	H M DAV PUB SCHOOL MALWAL RD FEROZEPUR CITY PB	50	49	1	0	98.00	77.03
4629	PB-C	L I D G DAV CENT. PUB SCHOOL JALALABAD(W) PB	81	74	6	1	91.36	73.72
25001	PB-C	DAV PUBLIC SCHOOL PHASE X MOHALI PB	58	50	6	2	86.21	70.98
4768	PB-C	B B B DAV PUBLIC SCHOOL MOONAK SANGRUR PB	96	84	7	5	87.50	70.19
4711	PB-C	S B R DAV PUB SCH TALWANDI BHAI FEROZEPUR PB	71	63	8	0	88.73	69.57
4722	PB-C	C L SACHDEVA DAV CENT PUB SCH JAITU FARIDKOT PB	18	15	2	1	83.33	69.43
4682	PB-C	SMT K B DAV CENT PUB SCH FAZILKA FEROZEPUR PB	75	60	6	9	80.00	69.01
4665	PB-C	DAV CENTENARY PUBLIC SCHOOL NABHA PATIALA PB	119	98	19	2	82.35	68.80
4582	PB-C	DAV CENTENARY PUBLIC SCHOOL MALERKOTLA PB	122	88	17	17	72.13	65.54

SCH_NO	ZONE	SCHOOL NAME	APPR	PASS	COMP	FAIL	PASS_PER	QPI
25047	PB-C	DAV PUBLIC SCHOOL PATRAN DT PATIALA PB	90	71	10	9	78.89	65.24
4677	PB-C	R K G DAV PUB SCHL GURU HARSAAHAI FEROZEPUR PB	57	43	7	7	75.44	62.97
25259	PB-C	POLICE DAV PUBLIC SCHOOL DADHERA DT PATIALA PB	109	80	22	7	73.39	62.36
4584	PB-D	R B DAV SR SEC PUBLIC SCHOOL BHATINDA PB	135	119	14	2	88.15	74.20
4627	PB-D	DAV EDWARD GANJ PUBLIC SCHOOL MALOUT PB	145	128	14	3	88.28	74.05
4789	PB-D	J N J DAV PUB SCHOOL GIDDARBAHA MUKTSAR PB	59	54	5	0	91.53	72.62
4675	PB-D	S D K L DAV CENTENARY PUBLIC SCHOOL MANSA PB	207	164	30	13	79.23	69.29
4522	PB-D	L R S DAV SR SEC MODEL SCHOOL ABOHAR PB	218	174	24	20	79.82	66.97
3836	PB-D	C M DAV SR SEC PUB SCH MANDI DABWALI SIRSA HR	106	61	32	13	57.55	57.42
16277	RJ-A	DAV HZ SR SEC SCH RAJPURA DARIBA RAJSAMAND RJ	15	15	0	0	100.00	77.21
3676	RJ-A	MANGALAM DAV PUBLIC SCHOOL MORAK KOTA RJ	89	72	12	5	80.90	67.98
3568	RJ-A	DAV ACC SR SEC PUB SCHOOL LAKHERI DT BUNDI RJ	24	16	4	4	66.67	62.81
3670	RJ-B	DAV PUBLIC SCHOOL TALWANDI KOTA RJ	491	440	25	26	89.61	76.93
3632	RJ-B	DAV CENTENARY PUB SCHOOL VAISHALI NAGAR JAIPUR RJ	262	247	7	8	94.27	72.92
16031	RJ-B	DAV CENTENARY PUBLIC SCHOOL HANUMANGARH RJ	69	58	7	4	84.06	68.79
3518	RJ-C	DAV CENTENARY PUBLIC SCHOOL ADARSH NAGAR AJMER RJ	234	182	27	25	77.78	66.75
7052	SA-A	DAV PUBLIC SCHOOL VELACHERY CHENNAI TN	81	81	0	0	100.00	86.33
9080	UP-A	GAIL DAV PUBLIC SCHOOL DIBIYAPUR AURAIYA UP	45	45	0	0	100.00	81.32
9009	UP-A	T C DAV PUB SCH BABRALA SAMBHAL UP	64	64	0	0	100.00	79.36
8832	UP-A	DAV PUBLIC SCHOOL KOTDWAR PAURI UK	184	168	14	2	91.30	74.31
8938	UP-A	N DEV DAV PUB SCHOOL KUMARGANJ FAIZABAD UP	36	28	4	4	77.78	65.36
8875	UP-A	DAV CENTENARY PUB SCHOOL SHASTRI NAGAR MEERUT UP	314	252	29	33	80.25	64.60
8890	UP-A	DDM DAV PUBLIC SCHOOL KASHIPUR U S NAGAR UK	51	38	8	5	74.51	64.41
8929	UP-A	SEWA RAM DAV PUB SCH A V COLONY SAHARANPUR UP	187	148	19	20	79.14	63.05
8689	UP-A	DAV PUBLIC SCHOOL UNCHAHAHAR RAE BARELI UP	87	53	24	10	60.92	62.00
9126	UP-A	DAV PUBLIC SCHOOL MEERUT ROAD BAGHPAT UP	38	32	3	3	84.21	61.83

SCH_NO	ZONE	SCHOOL NAME	APPR	PASS	COMP	FAIL	PASS_PER	QPI
9251	UP-A	L S D DAV PUB SCHOOL PILKHUWA GHAZIABAD UP	91	64	17	10	70.33	61.47
9226	UP-A	DAV PUBLIC SCHOOL DEL ROAD HAPUR UP	30	23	6	1	76.67	61.33
8887	UP-A	DAV CENTENARY PUBLIC SCHOOL HALDWANI NAINITAL UK	212	153	30	29	72.17	60.08
8866	UP-A	SWARUP F DAV PUB SCH MUZAFFARNAGAR UP	107	67	22	18	62.62	58.86
57135	UP-A	DAV PUBLIC SCHOOL TEHSIL-BAZPUR U S NAGAR UK	32	17	7	8	53.13	57.06
8975	UP-A	DAV PUBLIC SCHOOL NTPC VIDYUT NGR G B NAGAR UP	91	53	10	28	58.24	56.51
54364	UP-A	S F DAV PUB SCH G T RD MANSURPUR MUZAFFARNGR UP	41	17	10	14	41.46	50.75
8880	UP-B	DAV PUBLIC SCHOOL DEFENCE COLONY DEHRADUN UK	166	160	6	0	96.39	74.93
8876	UP-B	DAV CENTENARY PUBLIC SCHOOL KANKHAL HARIDWAR UK	164	150	11	3	91.46	74.38
9910	WB-A	DAV PUBLIC SCHOOL DVC MTPS BANKURA WB	26	26	0	0	100.00	84.88
8423	WB-A	DAV MODEL SCHOOL DURGAPUR BURDWAN WB	447	447	0	0	100.00	83.71
9904	WB-A	DAV MODEL SCHOOL IIT KHARAGPUR MIDNAPUR WB	53	53	0	0	100.00	83.23
56034	WB-A	MDB DAV PUB SCHOOL NH 60 PO KESIAKOLE BANKURA WB	75	73	2	0	97.33	75.20
8470	WB-A	DAV PUBLIC SCHOOL ROOP NARAYANPUR BURDWAN WB	164	159	4	1	96.95	72.12
56004	WB-A	DAV PUBLIC SCHOOL D B ROAD MIDNAPUR WB	38	30	5	3	78.95	71.63
56021	WB-A	DAV PUB SCHOOL KANYAPUR ASANSOL BARDDHAMAN WB	169	165	3	1	97.63	71.39
56007	WB-A	RANIGANJ LIONS JDM CHANANI DAV PUB SCH BURDWAN WB	57	54	3	0	94.74	70.99
56008	WB-A	DAV PUB SCH EASTERN COAL FIELD LTD BURDWAN WB	58	57	1	0	98.28	68.45
8437	WB-A	ATREYEE DAV PUB SCHOOL MONGALPUR S DINAJPUR WB	60	55	2	3	91.67	67.20
5116	WB-A	DAV PUBLIC SCHOOL IMPHAL SANGAKPHAM MANIPUR	223	126	40	57	56.50	52.32