

# Performance Analysis

Std XII - CBSE Board Examination - 2016



विद्ययाऽमृतमश्नुते



**DAV COLLEGE MANAGING COMMITTEE**  
Chitra Gupta Road, New Delhi-110055

# PERFORMANCE ANALYSIS

of

Std XII - CBSE Board Examination - 2016

*Our standards set the course  
While students, families and community  
Fill the sails with expectations,  
As we voyage with the treasure  
Of bright, young minds, ready to lead the way to the future.*

*Prepared by :*

**Dr. (Mrs.) Nisha Peshin**

*Director, Public Schools*

*Director, Academics*

**Mr. Ashok Kumar Goel**

*Supervisor & PGT, Computer Science*

*Coordinating Team :*

**Reema Bhugra**

**Dharamveer Dagar**

**Gopal Mishra**



*ओ३म् भूर्भुवः स्वः। तत्सवितुर्वरेण्यं  
भर्गो देवस्य धीमहि। धियो यो नः प्रचोदयात्॥*

**DAV College Managing Committee**

**Chitra Gupta Road, New Delhi - 55**

## Contents

<b>Topic</b>	<b>Page No.</b>
<i>Foreword</i>	<i>iii</i>
<i>Preface</i>	<i>v</i>
<i>Introduction</i>	<i>1</i>
<i>I Arena of Educational Activities in DAV</i>	<i>4</i>
<i>II Benchmarking Performance</i>	<i>10</i>
<i>III Result Profile–Quantitative and Qualitative Analysis</i>	<i>18</i>
<i>IV Zone-wise Analysis–Quantitative and Qualitative Assessment</i>	<i>23</i>
<i>V Zone-wise Performance of Students</i>	<i>30</i>
<i>VI Performance Analysis: Subject-wise</i>	<i>32</i>
<i>VII The Pride of DAV</i>	<i>37</i>
<i>VIII Legion of Merit Performers</i>	<i>43</i>
<i>IX The DAV Merit Holders</i>	<i>49</i>
<i>X Success Mantra</i>	<i>63</i>
<i>XI Crusade for Better Performance</i>	<i>70</i>
 <b>Annexures</b>	
<i>Categories of Qualitative Performance of Schools within Zones Senior Secondary School Examination-2016</i>	<i>i-xviii</i>
 <i>Zone-wise Qualitative Performance of Schools Senior Secondary School Examination-2016</i>	<i>xix-xxx</i>

## Foreword



This exercise of Result Analysis has been taken up by the DAV College Managing Committee since 1998. The lens used in analysing has been inclusive, thoughtful and insightful. I am glad that at the school level too, there has been brainstorming, analysing and assessment of the results, and for this reason the schools have shown a definite improvement over the past years.

Performance Analysis presents a vivid picture, from all relevant angles of the academic standards achieved by our schools at the Senior Secondary Level. A detailed study of this document will help our schools to review the indicators involved in measuring the performance of students and thus, guide them towards achieving greater excellence.

This document is prepared as a stimulus for discussion on the matter. The intent is to generate responses about the concerns raised and to analyse the results at the school level, and devise processes aimed at promoting essential improvements in schools.

The major thrust in our efforts is to improve the quality of education in our schools and so, raise the academic performance of the students. True to the DAV philosophy, where modernity blends with tradition, we have focused on the paradigm shift in education. There is more focus on the learners as knowledge creators than on the educators. Today's child in the modern world is to be prepared to learn and manage vast amount of information. We have to encourage in the children a spirit of inquiry to facilitate participative teaching-learning process. Our aim is to empower teachers with knowledge, skills and positive attitudes so that they start using technology as a vital tool in their teaching process and encourage students in attaining these objectives.

I sincerely feel that this study will be a comprehensive and valuable experience for our schools.

A handwritten signature in blue ink, which appears to read 'Punam Suri', followed by a horizontal line.

**(Punam Suri)**  
President  
DAV College Managing Committee





## Preface



The Performance Analysis is prepared as a stimulus for discussion. The intent is to elicit responses about the concerns for promoting improvements in school curricular transactions. The document will require teachers to rethink not only about their teaching practices but also the very goals of teaching their subjects and work together to redefine expectations of students' learning and teaching practices.

This year the Performance Analysis has particularly analysed the qualitative performance of students at the Senior Secondary Level in minute detail. It is heartening to note that the students have demonstrated strong academic caliber. Many students have displayed outstanding academic achievement and promise.

The main purpose of the Performance Analysis is to identify and critically examine the strengths and weaknesses of the teaching-learning strategies and make improvements wherever necessary by using a comprehensive and cohesive approach, including computer aided teaching-learning and basic values incorporated in the curriculum of different subjects. With the new changes in education pattern and introduction of CCE system, DAV has adapted to the new activities and projects for holistic assessment of students.

I sincerely feel that the performance analysis conducted during the past years has been a valuable experience for our schools.

My grateful appreciation is due to the President for his guidance and support. The team of officials involved in the exercise is also worthy of appreciation.

A handwritten signature in blue ink, appearing to read 'R. S. Sharma' followed by a stylized flourish.

**(R. S. Sharma)**  
General Secretary  
DAV College Managing Committee



This Performance Analysis has mainly been done zone-wise. There is a frequent reference to the zones under each Regional Director/Assistant Regional Director. The following table denotes the abbreviations used for each zone and the number of schools in 2015-16 at Secondary and Senior Secondary Levels under the concerned Regional Director/Assistant Regional Director. The table will, therefore, serve as a useful key when addressing the zones and also in locating the schools in each zone.

S.No.	Zone	X	XII	Regional Director/Assistant Regional Director
1	AP-A	9	3	Mrs. Seetha Kiran
2	BR-A	5	5	Mr. Indrajeet Rai
3	BR-B	17	10	Dr. U. S. Prasad
4	BR-C	24	17	Mr. S. K. Jha
5	BR-D	7	3	Mr. K. K. Sinha
6	CH	2	2	-
7	DEL	24	22	-
8	HP-A	15	14	Mrs. P. Sofat
9	HP-B	13	9	Mrs. Shashi Kiran Gupta
10	HP-C	6	6	Mr. S. P. Arora
11	HP-D	4	4	Dr. (Mrs.) Puneet Bedi
12	HP-E	4	3	Mrs. Rama Parwan
13	HR-A	-	-	-
14	HR-B	11	8	Mr. K. L. Khurana
15	HR-C	11	10	Mrs. Suman Nijhawan
16	HR-D	10	10	Mrs. Madhu Bahl
17	HR-E	5	5	Dr. Y. D. Jigyasu
18	HR-F	12	11	Dr. D. Vidyarthi
19	JH-A	4	4	Mr. L. R. Saini
20	JH-B	13	13	Dr. T. P. Pati
21	JH-C	15	13	Dr. K. C. Srivastava
22	JH-D	12	11	Mrs. Urmila Singh
23	JH-E	5	5	Dr. B. P. Yadav
24	JH-F	16	14	Sh. S. K. Luthra
25	MH-A	5	3	Dr. H. K. Mohanty
26	MH-B	7	5	Mr. Jose Kurian
27	MP-A	24	24	Mr. Prashant Kumar
28	MP-B	-	-	-
29	MP-C	9	6	Sh. S. K. Sinha
30	NCR	17	17	-

S.No.	Zone	X	XII	Regional Director/Assistant Regional Director
31	OR-A	14	12	Mr. L. N. Pradhan
32	OR-B	14	13	Dr. K. C. Satpathy
33	PB-A	6	6	Dr. (Mrs.) Neelam Kamra
34	PB-B	22	19	Mrs. P. P. Sharma
35	PB-C	17	15	Mr. Vijay Kumar
36	PB-D	4	4	Dr. B. B. Sharma
37	RJ-A	5	3	Mr. M. L. Goel
38	RJ-B	3	3	Dr. Rajesh Kumar
39	RJ-C	2	1	Mr. Ashok Kumar Sharma
40	SA-A	3	1	Mrs. Minoo Aggarwal
41	SA-B	1	–	Mr. M. Uma Maheshwar Rao
42	UP-A	19	18	Dr. S. Marriya
43	UP-B	2	2	Dr. Vijender Singh
44	WB-A	14	11	Mrs. Papiya Mukherjee
	<b>TOTAL</b>	<b>432</b>	<b>365</b>	

**Note:-** The Zones HR-A, MP-B and SB-B have not been displayed in tables in the following chapters of Performance Analysis as no Senior Secondary school comes under these zones this year.

## INTRODUCTION

# Continuous and Comprehensive Evaluation (CCE)

We are aware of Continuous and Comprehensive Evaluation (CCE) now. It actually has broadened the scope in assessment and evaluation in terms of time and space. Under this scheme, the child's development all through the learning curve, is considered. Again as the teaching-learning process continues, his every step is monitored. He is given opportunities to unwind himself and his teachers are on the look out for his latent potential.

Each child is unique and so are his tastes and abilities. The teachers allow each of them to flourish providing the necessary assistance wherever and whenever required. Both scholastic and non-scholastic, i.e. the child's intellectual aptitude and creative activities are given due importance, both physical prowess and mental strengths are appreciated. So the child's every effort be, it academic, co-curricular activities, sports or even his values and other skills find due place in his education process making it truly comprehensive.

The Formative Assessment are testing tools of the child's growth through projects and activities. These bring out not merely the child's level of knowledge but also display his social skills and values. It thus, provides ample scope for the teachers in shaping the child's all round growth with their constant support and guidance.

The Summative Assessment which is held at the end of each term is to ascertain the student's all round progress academically and in practice too.

Finally the progress of children at every step is monitored to enable the teachers in imparting holistic education to the children in their prime time of the school education process.

The CCE has truly proved to be a handy and yet a well calibrated measuring system of the child's all round growth and development, enabling the teachers to be the sculptors of ideal citizens of the world. For now they have better understanding of the nature of the soil and thus, allow it to take shape accordingly.



The CCE allows the children to flaunt their true colour and equips the teachers to use those colours to create the right tone and picture of a wonderful individual and a country at large.

### Evaluation Criteria of CCE

The **Central Board of Secondary Education (CBSE)** in the policy of evaluation at Secondary level, introduced the Grading System at Secondary School level (for Std IX & X) from 2009-10 academic session.

The Scheme of Grading has been introduced with the aim that it will:

- minimize misclassification of students on the basis of marks.
- eliminate unhealthy competition among high achievers.
- reduce societal pressure and provide the learner with more flexibility.
- lead to a focus on a better learning environment.
- facilitate joyful and stress free learning.

### Scheme of Examination (Grading)

- Student's performance has been assessed using conventional method of **numerical marking**.
- The 'Grades' have been awarded on a **nine point scale** to indicate the subject-wise performance.

MARKS RANGE	GRADE	GRADE POINT
91-100	A1	10.0
81-90	A2	9.0
71-80	B1	8.0
61-70	B2	7.0
51-60	C1	6.0
41-50	C2	5.0
33-40	D	4.0
21-32	E1	-
20 and below	E2	-

### Qualifying Criteria

- Those candidates who obtain the qualifying grades (D and above) in all the subjects excluding Additional subject as per Scheme of Studies shall be awarded a **Qualifying Certificate**.

- The practice of **declaring Compartment/Fail has been discontinued**. The CBSE has declared the result in two categories–Eligible for Qualifying Certificate (QUAL) and Eligible for Improvement of Performance (EIOP).
- CBSE has been awarded CGPA (Cumulative Grade Point Average) to all those students who are eligible for qualifying certificate.
- The CGPA is the average of Grade Points obtained in all the subjects excluding additional sixth subject as per Scheme of Studies.
- An indicative equivalence of Grade Point and Percentage of Marks can be assessed as follows:
  - Subject-wise indicative percentage of marks =  $9.5 \times \text{GP of the Subject}$ .
  - Overall indicative percentage of marks =  $9.5 \times \text{CGPA}$

### Average CGPA

The **Average CGPA** is calculated by considering all pass subjects of all appeared candidates and calculating sum of GP (Grade Point) achieved in pass subjects divided by number of pass subjects.

$$\text{Average CGPA} = \frac{\sum A}{\sum B}$$

where  $\sum A$  = Sum of Grade Points achieved in pass subjects  
 $\sum B$  = Number of pass subjects of all appeared candidates

The **QPI for Secondary Level** is calculated as:  
**QPI = Avg. CGPA  $\times$  9.5**

## CHAPTER I

### Arena of Educational Activities in DAV

The DAV Movement, which was founded more than a century ago, swept across the entire nation like a colossal wave engulfing ignorance, illiteracy and social deviations, and was involved in building up a healthy knowledgeable society and a strong nation.

The DAV College Trust and Management Society takes pride in the fact that it is the oldest and the largest non-governmental educational organisation in India. DAV Organisation is a conglomerate of more than 750 educational institutions that include Public/Model Schools, Aided Schools, a chain of Technical Institutions, Institutions of Management and Vocational Studies, Ayurvedic College, Pharmacy, Dental Colleges, Law College, Institutes of Physiotherapy and Nursing, Vedic Research Institutes, Colleges of Engineering and Technology, Colleges of Arts, Commerce and Science and also Colleges of Education. In the year 2013, another feather was added to the cap of DAV with the opening of DAV University at Jalandhar. It has been dedicated to the society with the objective of moulding young minds into integrated personalities with an innovative thinking, clarity in ideas with a rational perspective and a positive mindset.

### The Legacy

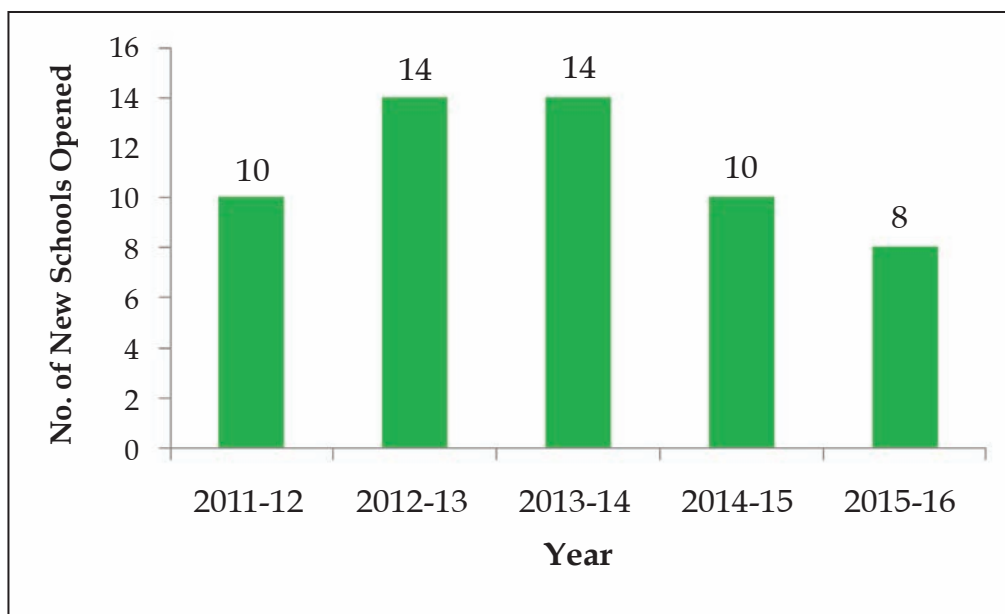
The vision of a powerful and enlightened India had been conceived by Maharishi Dayanand Saraswati (1824-83). He devoted his whole life to awaken the ignorant, illiterate masses of this country. He knew that it could be possible only through education and literacy. The vision and philosophy of the fearless reformer, Maharshi Dayanand, was given a practical shape by Mahatma Hans Raj, who led the educational renaissance in India.

As his most important legacy, the Mahatma left behind a pragmatic and enlightened approach to education. One aspect of his approach was his choice of **English-oriented Science-based education** blended with Vedic values. Another was the great emphasis he laid on **women education**. Lastly, true to the egalitarian basis of Arya Samaj philosophy (as conceived by Maharishi Dayanand), Mahatmaji believed in **equality for all** students irrespective of their caste, colour or creed. They were welcomed to join the DAV institutions. The first institution was established at Lahore in 1886 with Lala Hans Raj (Later Mahatma Hans Raj) himself as the dedicated Headmaster. Today,

the movement is led by DAV veterans like Shri Punam Suri and his team of dedicated Office Bearers, who have a progressive vision. It is due to their dedication and farsightedness that every year DAV CMC is opening new schools in various parts of India. The following table presents the number of newly opened schools in the last five years.

**Summary of Schools Opened**

S. No.	Year	Schools Added
1	2011-12	10
2	2012-13	14
3	2013-14	14
4	2014-15	10
5	<b>2015-16</b>	<b>8</b>
	<b>TOTAL</b>	<b>56</b>



### **The Mission**

The DAV vision of education telescopes well with the National Policy on Education (1986) which lays great emphasis on developing a national system of education, with **Education for All**, keeping in mind the elimination of disparities in the educational system and provision of more facilities through qualitative interventions, empowerment of women, access to education to disadvantaged sections of the society, educationally backward minorities and the disabled. It

also calls for greater rigour and discipline in academic pursuits, autonomy and accountability, experimentation and innovation, and nurtures excellence and modernisation of processes at different levels of education. In order to accomplish the mission, the objectives laid down are as under:

- To provide a wide range of holistic education by homogenising the western knowledge while remaining anchored to the Indian cultural moorings;
- To act as a catalyst of change by spreading education, and by dismantling the cobwebs of ignorance and illiteracy;
- To develop individuals who are morally upright, intellectually well-informed, socially concerned, emotionally balanced, physically well-developed and culturally accomplished;
- To stimulate a scientific temper by crusading against superstitions and outdated customs like child marriage, caste system, female foeticide, dowry, gender bias, regionalism, etc.
- To sensitise individuals towards social welfare and
- To nurture creative and resourceful minds who think big, think fast and think ahead, who care for the nation and the weaker sections of society, and are imbued with humanistic passions and values.

## **The Vision**

The DAV has a clear-cut vision:

- To continue expanding and exploring, locally and globally, and be a knowledge leader and content provider.
- To muster strategies to become a global epicentre of knowledge, culture, skills, technology, research and service.
- To empower women through education.

## **Academic Renaissance**

### **Holistic Education**

The DAV believes in a holistic approach to education for the all round development of personality of the child. DAV believes that every child should

be given an opportunity to bloom, a right to explore, to touch, learn and enjoy, to experiment, to question, to think, to play and to shoulder responsibility. So different aspects are to be published for 'Holistic Education': physical, academic, intellectual, social, spiritual and emotional development as well as creative expression and aesthetic appreciations.

All institutions lay stress on curricular and co-curricular activities–personality development, building confidence, as well as developing life skills, communicative skills and scientific temper. Academic management involves fostering creativity, questioning and inquiry skills by improving the classroom climate, curriculum design emphasising project-based, problem-based, interdisciplinary, integrated and thematic learning. A rainbow of creative activities covers different aspects like literary, art, music, dance, theatre, etc.

### **Inclusive Education**

DAV caters to the needs of urban as well as rural students together with *adivasi* and tribal children. In tune with the **National Literacy Mission**, DAV Organisation has carried education to the doorsteps of the needy and the under-privileged. Even the remotest areas of India have been provided with basic life skills.

DAV is involved in social welfare schemes, education for the weaker sections and for students from tribal areas, comprehensive plans for the upliftment of tribal people in North-East Regions, programmes for the disadvantaged sections of the society and for the mentally challenged children of society.

### **Equalisation of Educational Opportunities**

True to DAV Values, schools have been catering to the needs, specially for the under-privileged. The DAV Public Schools have provided fee concessions, free text books, free uniforms, free transport, mid-day meals, and have also provided non-formal education for the needy. The Organisation has been targeting the *jhuggi* clusters as part of its empowerment and rehabilitation programme. The aim is to enable women and children of under-privileged class to survive in society and provide them with skills to find employment once they are out in the field. Residential and Day schools have been opened in remote and inaccessible areas.



## **Women's Education and Development Programmes**

DAV institutions are conscious about education of girls. The DAV philosophy of education pays equal attention to the personality development of both boys and girls. Providing job opportunities to women is also a priority. Free vocational training and literacy units are dedicated to hundreds of women of slum areas and gadgets, like sewing machines, are provided to them for their initial settlement.

## **Environmental Concerns**

Environmental issues, like the reduction of pollution and sustenance of the environment, have also been taken up by DAV institutions. Several projects like 'van-mahotsav', 'say no to poly-bags' campaign, 'say no to fire crackers' campaign, water-conservation and anti-pollution drives are regularly carried out by the DAV Schools in order to create awareness not only among the students but the whole community. The students from DAV institutions have carried out sanitation and cleanliness drives in the school neighbourhood also.

## **National Concerns**

DAV has always been a pioneer for any National cause specially in the hour of National Crisis. Whether it be the earthquake at Pauri or Gujarat, the Kargil war, the Odisha tragedy, or the Tsunami catastrophe, or the recent flood at Kedarnath temple and Jammu & Kashmir, DAV has always risen to the rescue by donating generously in the form of cash, kind and voluntary service to alleviate suffering.

## **Futuristic Vision**

The main thrust now is on a well-planned expansion with global relevance keeping in view the revolution in the full of electronics, computers and multimedia. Global shifts towards increased deployment of IT has made the DAV also look through the lens of good governance and move towards E-administration and E-services. DAV has undertaken many initiatives to use ICT to modernise the organisational system in its institutions. The use of IT has led to greater transparency, accountability and participation in the institutions.

The focus has been on monitoring, planning and deployment of ICT to manage data intensive functions. The institutions primarily are focusing on automation and computerisation. The thrust has now shifted from manual processes to IT-enabled processes leading to increased efficiency in administration and service delivery, focus on teaching-learning in schools with Internet access and computer labs, and also by offering info-tech courses.

### **Academic Monitoring – Performance Analysis**

Introspection and self-evaluation has been the DAV initiative. In this direction, the document, Performance Analysis, is prepared to assess the performance of students who appear in the CBSE Board Examination. DAV has a tradition of celebrating the achievement of its performers every year on Hansraj Diwas. Encouragement is given to students. Certificates and Medals are given to honour the meritorious students from DAV schools, who secure 90% and above marks in the CBSE/State Board Examinations.

## CHAPTER II

# Benchmarking Performance

The DAV Organisation had taken up the exercise of Performance/Result Analysis of the CBSE Examination in 1998. The first Performance Analysis was conceptualised to assess the performance of students who appeared in the CBSE Board Examinations at Secondary as well as Senior Secondary levels. Since then this document is printed every year and has proved very helpful in diagnosing the strengths and weaknesses of our schools, and has served as a guiding tool to further enhance the academic standards. This annual exercise of monitoring and evaluating the track record of the performance of students has been a **Lighthouse** to the DAV Organisation in keeping a vigil over the quality of our institutions. The entire gamut of these tasks eventually facilitates the Heads of the Institutions in sorting out the required remedial measures for their institutional enhancement. Every Institution is able to pinpoint the overall goals, enlisting the commitment of their staff.

It is expected that the Performance Analysis will be able to:

- Sensitise DAV institutions for taking cognizance of their positions at local, zonal and national levels to finally fix a benchmark for the further improvement in the academic standards of their institutions.
- Present a comparative study of the quality of academic performance of the schools run by DAV CMC vis-a-vis other non-DAV schools affiliated to CBSE.
- Provide feedback to the schools to locate their areas of strengths and weaknesses and plan school-based diagnostic and remedial measures accordingly for the students as well as the teaching staff.
- Provide a database to evolve plans and strategies for the Workshops during the Performance Enhancement Programmes (PEP).
- Study and interpret the Performance Indicators responsible for improving the academic standards of the DAV Institutions.

**Five steps involved in the preparation of this document are:**

- collecting the data,
- studying and interpreting the data trends,
- comparing and analysing the facts,
- documenting the strong/weak areas of the institutions and
- benchmarking the levels.

**The statistical information has allowed the schools to:**

- document how much progress they are making.
- compare their overall performance with similar schools.
- be aware of their school performance data in comparison to national performance data.
- make a comprehensive and focused record of the progress made by an individual pupil.
- make a firm effort towards performance enhancement.

## **2.1 The Archives**

It is useful to study the past data as it helps in benchmarking so that schools can determine how they can improve their performance and use past information of data trends to assess and evaluate their performance. Teachers can reflect on a range of new strategies to facilitate the preparation and improve the performance of the students in the examination.

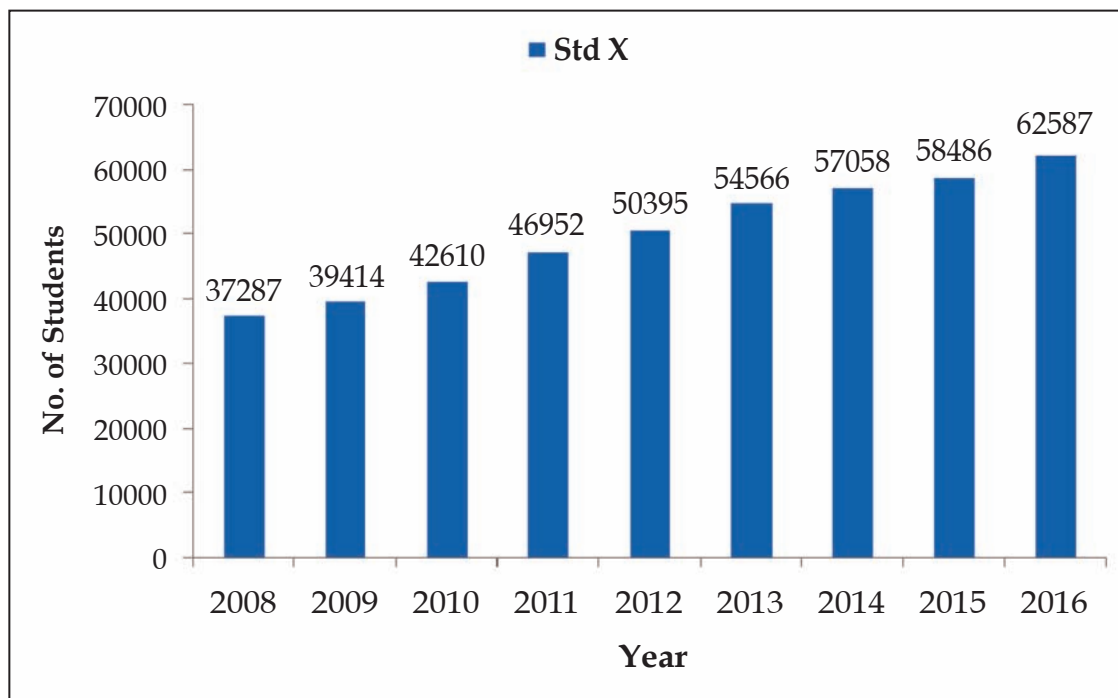
The number of students in the DAV Public/Model Schools has shown an enhancement in enrolment as is visible from the Table 2.1.1 and 2.1.2.

**Table 2.1.1**

**Growth Trend of Students in Std X in DAV Public/Model Schools.**

Level	2008	2009	2010	2011	2012	2013	2014	2015	2016
X	37287	39414	42610	46952	50395	54566	57058	58486	62587

**A Graphic Representation of the Data in Table 2.1.1**



### **Inference**

In absolute terms, there has been a consistent growth year after year in the student enrolment at Std X Level in the past nine years. As for the last six years from 2011 to 2016, the cumulative growth in absolute numbers is 15635 (62587-46952), i.e. showing a percentage growth of 33.3%. However, the annual percentage growth appears to be slowing down (except during 2012-13 and 2015-16) as under:

2011-12	7.33%
2012-13	8.28%
2013-14	4.57%
2014-15	2.50%
2015-16	7.01%

**Table 2.1.2**

**Growth Trend of Students in Std XII in DAV Public/Model Schools.**

Level	2008	2009	2010	2011	2012	2013	2014	2015	2016
XII	28127	31398	33064	34551	36229	39380	41660	42140	41629

**A Graphic Representation of the Data in Table 2.1.2**



### **Inference**

In absolute terms, there has been a consistent growth year after year in the student enrolment (except 2015-16) at Std XII Level in the past nine years. As for the last six years from 2011 to 2016, the cumulative growth in absolute numbers is 7078 (41629-34551), i.e. showing a percentage growth of 20.49%. However, the annual percentage growth appears to be slowing down during the last three years (in particular the last year) as under:

2011-12	4.86%
2012-13	8.70%
2013-14	5.79%
2014-15	1.15%
2015-16	-1.21%

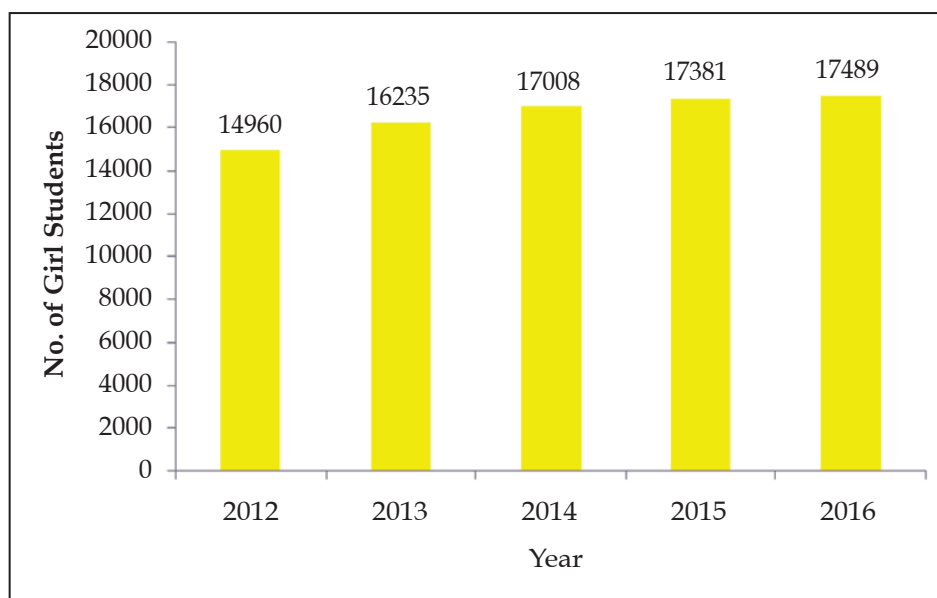


**Table 2.1.3**

**Number of Girl Students in DAV Schools at Std XII Level.**

Year	Std XII Girl Students	Std XII Total Students	Percentage of Girl Students to Total Students in Std XII
2012	14960	36229	41.29%
2013	16235	39380	41.23%
2014	17008	41660	40.83%
2015	17381	42140	41.25%
2016	17489	41629	42.01%

**A Graphic Representation of the Data in Table 2.1.3**



### **Inference**

In absolute terms, there has been a consistent growth each year in the number of girl students studying at Std XII in DAV schools. However, during the last five years, the percentage of girl students to the overall strength has consistently remained almost flat in a range between 41.23% (2013) and 42.01% (2016), except in 2014 when it had slightly dipped to 40.83%.

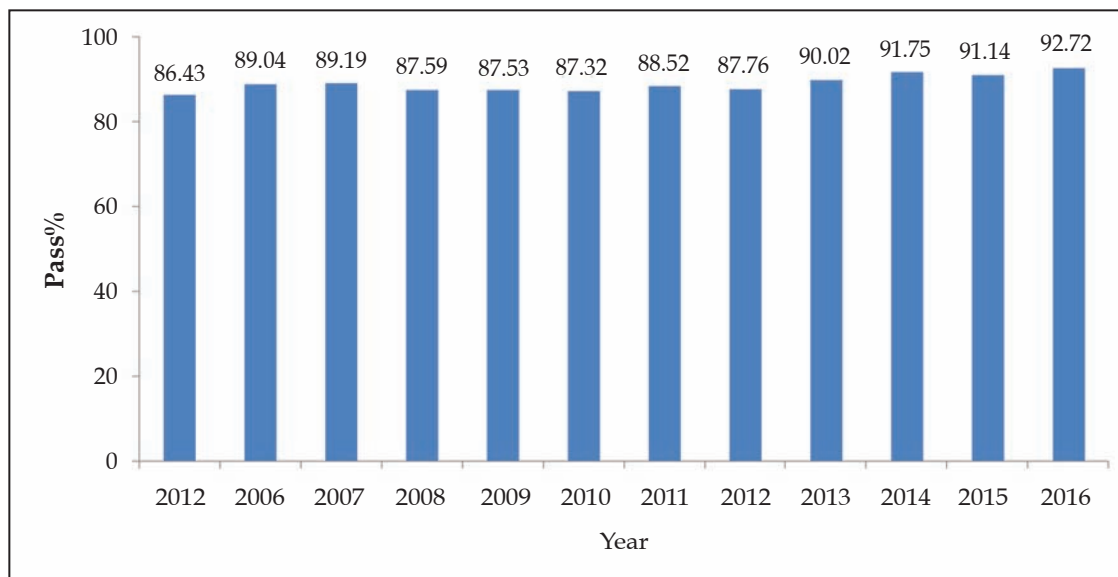
For understanding and assessing the level of present performance, it becomes essential to compare the performance of the past years. Keeping this very principle in mind, the Qualitative Performance Index (QPI) of the past 12 years was compared in order to assess the trend of the growth of DAV Public/Model Schools.

**Table 2.1.4**

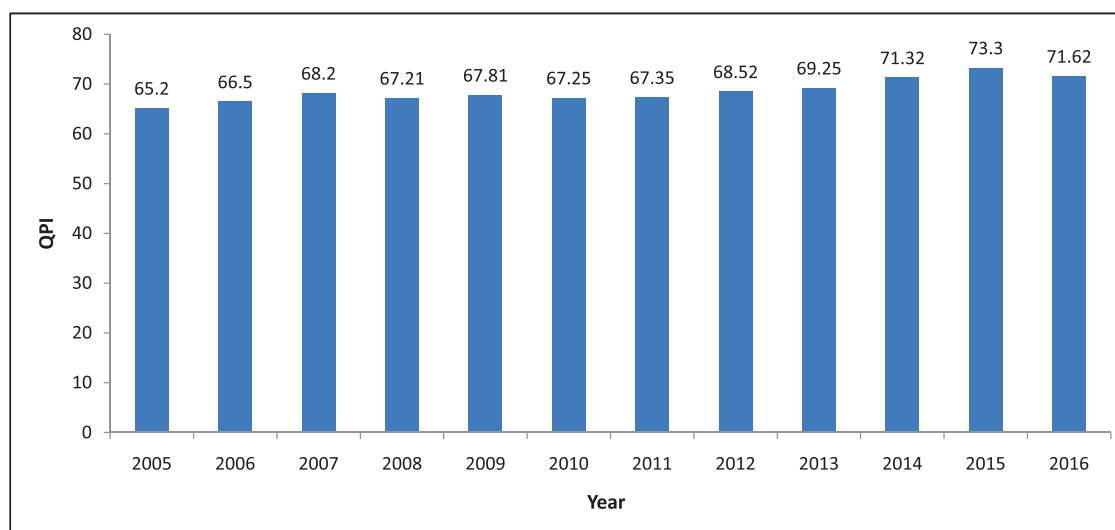
**Trends of the Past 12 Years of QPI and Pass Percentage of DAV Public/Model Schools at Senior Secondary Level.**

Year	Senior Secondary Level (Std XII)		
	No. of Schools	Pass %	QPI
2005	201	86.43	65.20
2006	210	89.04	66.50
2007	223	89.19	68.20
2008	238	87.59	67.21
2009	257	87.53	67.81
2010	265	87.32	67.25
2011	286	88.52	67.35
2012	304	87.76	68.52
2013	313	90.02	69.25
2014	331	91.75	71.32
2015	349	91.14	73.30
2016	365	92.72	71.62

**A Graphical Representation of the Pass Percentage Given in Table 2.1.4**



**A Graphical Representation of the QPI Given in Table 2.1.4**



## Inferences

- The number of schools eligible for sending students for CBSE (Std XII) has consistently increased over years, i.e. from 201 schools in 2005 to 365 schools in 2016. As regards the short term span of last five years also, the growth has been consistent though small in absolute numbers, as under:

Year	Number of Schools	Increase over last year
2012	304	18
2013	313	9
2014	331	18
2015	349	18
2016	365	16

- During the last 12 years, the Pass Percentage has improved significantly from 86.43% in 2005 to 92.72% in 2016. During the last three years (2014-16), the Pass Percentage has remained above 90% although there has been a marginal dip in year 2015 as under:

Year	Pass Percentage
2014	91.75%
2015	91.14%
2016	92.72%

- During the last 12 years, the QPI has generally improved in a consistent manner from as low as 65.20 in 2005 to as high as 71.62 in 2016 with the highest as 73.30 in 2015. As regards the short span of last five years, the QPI has consistently improved on a year to year basis (except in 2016) as under:

Year	QPI
2012	68.52
2013	69.25
2014	71.32
2015	73.30
2016	71.62

## CHAPTER III

### Result Profile

The results of the Senior Secondary Examination conducted by the Central Board of Secondary Education (CBSE) for the session 2015-16 were declared in the second last week of May 2016. The overall analysis of the CBSE results has revealed that this year too students from DAV Public/Model Schools have fared much better than students appearing from other categories of schools in the CBSE examination, thus, fortifying our faith in DAV system of education.

Analysis of the performance of DAV Public/Model Schools has been undertaken at two levels: **Quantitative** and **Qualitative**. The quantitative analysis reveals the percentage of students who have qualified, out of all the students who had appeared for the same examination. The qualitative analysis reveals the degree of merit of the performance (based on the average score) of an institution.

#### Quantitative Analysis

The **quantitative** analysis indicates the **percentage** of the total number of students who have qualified the examination conducted by CBSE.

#### 3.1 Quantitative Analysis at Senior Secondary Level (Std XII)

In the session 2015-16, **365** DAV Public/Model Schools sent their students for the Std XII examination. As compared to this, last year students from **349** schools had appeared for the Std XII examination. This indicates an **increase of 16** schools which were upgraded as CBSE affiliated Senior Secondary schools in the year 2016.

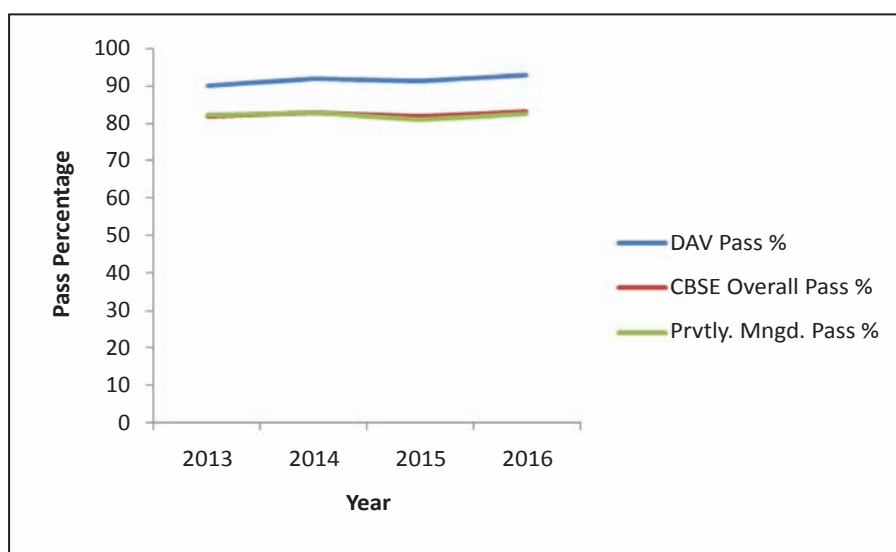
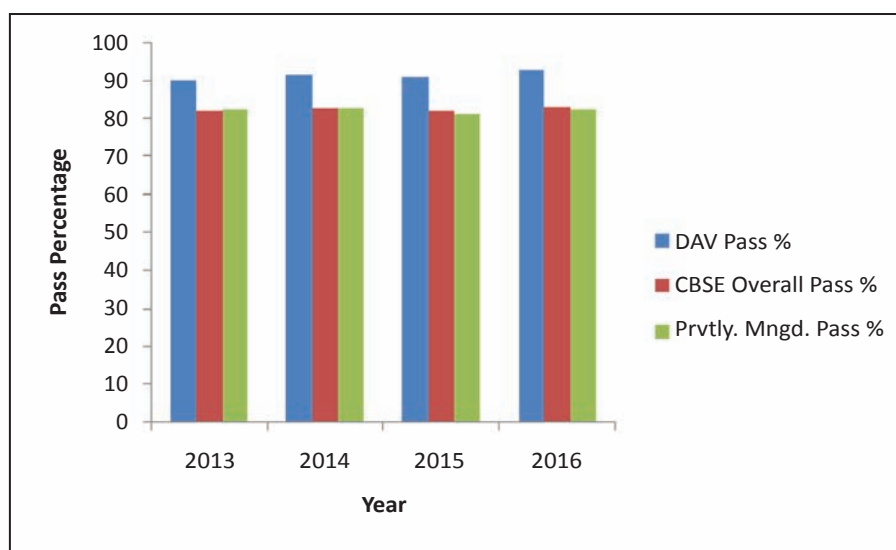
In the session 2014-15 at the Senior Secondary level, **41780** students appeared from the DAV Public/Model Schools in the CBSE Board Examination. As compared to that year, **41380** students appeared for this examination in the year 2016. This indicates that this year, there was a decrease in the number by 400 (41780-41380) students who appeared for this examination.

**Table 3.1.1**

Year-wise Comparative Pass % with other Senior Secondary Schools.

Year	DAV Pass %	CBSE Overall Pass %	Prvtly. Mngd. Pass %
2013	90.02	82.10	82.31
2014	91.75	82.66	82.77
2015	91.14	82.00	81.08
2016	92.72	83.05	82.40

The Graphical Representations of Data Shown in Table 3.1.1



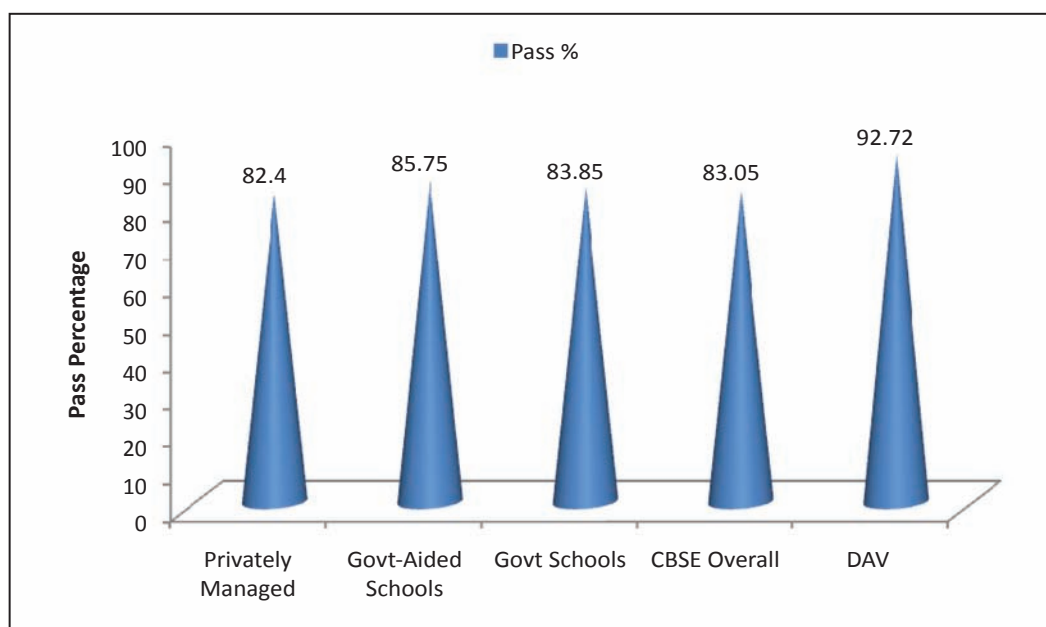


**Table 3.1.2**

**Comparative Pass % with other Senior Secondary Schools in 2016.**

Schools	Pass %
Privately Managed	82.40
Govt-Aided Schools	85.75
Govt Schools	83.85
CBSE Overall	83.05
DAV	92.72

**The Graphical Representation of Data Shown in Table 3.1.2**



### **Inferences**

- Table 3.1.1 indicates that in the last four years the Overall Pass Percentage of DAV Public/Model Schools at Senior Secondary Level is consistently **higher** than the CBSE Overall Percentage and also Privately Managed Schools.

- The following table presents the percentage advantage of DAV over CBSE Overall and Privately Managed Schools.

Year	DAV	CBSE Overall	Percentage advantage over CBSE Overall	Privately Managed	Percentage advantage over Privately Managed
	A	B	(A-B)	C	(A-C)
2013	90.02	82.10	7.92	82.31	7.71
2014	91.75	82.66	9.09	82.77	8.98
2015	91.14	82.00	9.14	81.08	10.06
2016	92.72	83.05	9.67	82.4	10.32

More important, vis-a-vis CBSE Overall Pass Percentage, and also the Privately Managed Schools percentage, DAVs advantage in percentage terms is also consistently growing. For example, vis-à-vis CBSE overall, while it was 7.92% in 2013, it increased to 9.09% in 2014, 9.14% in 2015 and last 9.67% in 2016. Similarly, vis-à-vis the Privately Managed Schools, the advantage which was 7.71% in 2013, increased to 8.98% in 2014, 10.06% in 2015 and 10.32% in 2016. These are very encouraging indicators, although on standalone basis for our DAV Schools, the Pass Percentage increased from 91.14% in 2015 to 92.72% in 2016.

- Table 3.1.2 indicates that this year the Overall Pass Percentage of DAV Public/Model Schools at Senior Secondary Level is **higher** than that of all the Privately Managed Schools, Govt-Aided Schools, Govt Schools as well as the Overall Pass Percentage of CBSE Schools.

## Qualitative Analysis

The **qualitative** analysis reveals the **degree** of merit of the performance (based on the average score) of an institution.

$$\text{QPI (for Std XII)} = \frac{\text{Grand Total Marks of the Appeared Students}}{\text{Total Number of Students} \times \text{Number of Subjects}}$$

### 3.2 Qualitative Analysis at Senior Secondary Level (Std XII)

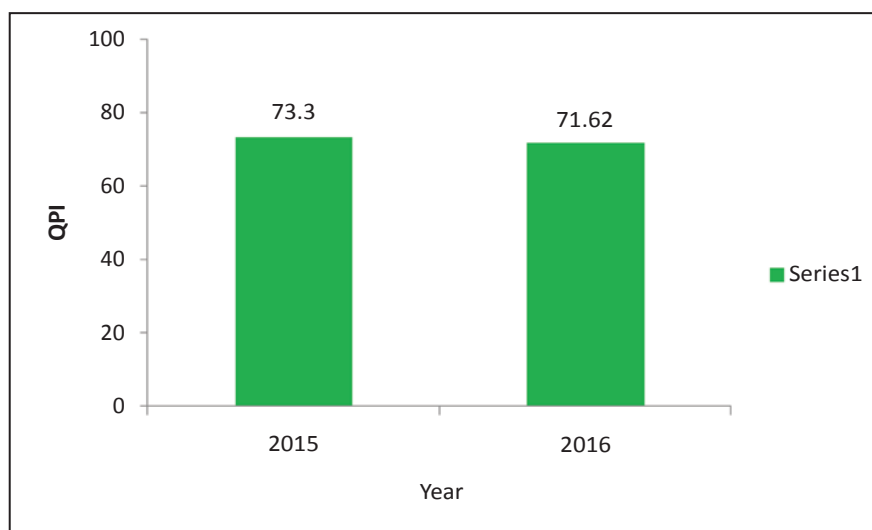
The qualitative assessment of DAV Public Schools is based on the average score of each DAV student who appeared in the CBSE Board Examination this year. It can be arrived at by taking the grand total of marks obtained by each DAV student, who took the examination, and dividing it by the product of the total number of DAV students, who took the examination, and the total number of subjects (first five subjects). The score, thus, arrived at, is the **Qualitative Performance Index (QPI)** which indicates the quality of the performance of DAV students of a particular school.

**Table 3.2.1**

**Qualitative Performance Index (QPI) of DAV Schools  
at Senior Secondary Level.**

	QPI of the previous year (2015)	QPI of this year (2016)	Change as compared to previous year
Std XII	73.30	71.62	-1.68

**A Graphical Representation of the Data in Table 3.2.1**



#### **Inference**

The QPI at the Senior Secondary Level has **decreased** by **1.68** as compared to the year 2015.

## CHAPTER IV

### Zone-wise Analysis

In the previous chapter we have analysed the overall performance of DAV Public/Model Schools. In this Chapter we will undertake the zone-wise analysis of quantitative and qualitative performance of DAV Public/Model Schools.

#### 4.1 Zone-wise Quantitative Assessment

The zone-wise quantitative analysis reveals the Pass Percentage of students who appeared for the Std XII CBSE Board Examination. The Pass Percentage of each zone is then compared to the DAV Overall Pass Percentage to indicate its variation from the National Index.

**Table 4.1.1**

**The Overall DAV Quantitative Performance Index of Std XII  
(DAV National Index = 92.72%)**

Zone	Appr	Pass	Fail	Comp	Pass %	Variation from Overall DAV Pass %	Regional Director/ Asstt. Regional Director
AP-A	90	90	—	—	100.00	7.28	Mrs. Seetha Kiran
BR-A	1939	1831	33	75	94.43	1.71	Mr. Indrajeet Rai
BR-B	884	794	33	57	89.82	-2.90	Dr. U. S. Prasad
BR-C	724	616	35	73	85.08	-7.64	Mr. S. K. Jha
BR-D	206	168	10	28	81.55	-11.17	Mr. K. K. Sinha
CH	270	247	6	17	91.48	-1.24	--
DEL	4523	4416	36	71	97.63	4.91	--
HP-A	1342	1307	6	29	97.39	4.67	Mrs. P. Sofat
HP-B	513	444	19	50	86.55	-6.17	Mrs. Shashi Kiran Gupta
HP-C	365	340	6	19	93.15	0.43	Mr. S. P. Arora
HP-D	231	202	11	18	87.45	-5.27	Dr. (Mrs.) Puneet Bedi
HP-E	115	102	2	11	88.70	-4.02	Mrs. Rama Parwan
HR-B	643	560	23	60	87.09	-5.63	Mr. K. L. Khurana
HR-C	1113	1022	37	54	91.82	-0.90	Mrs. Suman Nijhawan
HR-D	779	686	31	62	88.06	-4.66	Mrs. Madhu Bahl
HR-E	796	686	36	74	86.18	-6.54	Dr. Y. D. Jigyasu
HR-F	1248	1093	60	95	87.58	-5.14	Dr. D. Vidyarthi
JH-A	249	233	5	11	93.57	0.85	Mr. L. R. Saini

Zone	Appr	Pass	Fail	Comp	Pass %	Variation from Overall DAV Pass %	Regional Director/ Asst. Regional Director
JH-B	2315	2208	28	79	95.38	2.66	Dr. T. P. Pati
JH-C	3242	3070	53	119	94.69	1.97	Dr. K. C. Srivastava
JH-D	1310	1253	11	46	95.65	2.93	Mrs. Urmila Singh
JH-E	378	335	9	34	88.62	-4.10	Dr. B. P. Yadav
JH-F	1432	1373	19	40	95.88	3.16	Sh. S. K. Luthra
MH-A	121	121	—	—	100.00	7.28	Dr. H. K. Mohanty
MH-B	872	861	—	11	98.74	6.02	Mr. Jose Kurian
MP-A	1471	1374	19	78	93.41	0.69	Mr. Prashant Kumar
MP-C	500	471	10	19	94.20	1.48	Sh. S. K. Sinha
NCR	2665	2487	50	128	93.32	0.60	--
OR-A	695	673	10	12	96.83	4.11	Mr. L. N. Pradhan
OR-B	1255	1242	7	6	98.96	6.24	Dr. K. C. Satpathy
PB-A	1021	934	32	55	91.48	-1.24	Dr. (Mrs.) Neelam Kamra
PB-B	2048	1817	79	152	88.72	-4.00	Mrs. P. P. Sharma
PB-C	1048	959	22	67	91.51	-1.22	Mr. Vijay Kumar
PB-D	445	409	8	28	91.91	-0.81	Dr. B. B. Sharma
RJ-A	116	101	5	10	87.07	-5.65	Mr. M. L. Goel
RJ-B	777	676	45	56	87.00	-5.72	Dr. Rajesh Kumar
RJ-C	173	128	23	22	73.99	-18.73	Mr. Ashok Kumar Sharma
SA-A	69	69	—	—	100.00	7.28	Mrs. Minoo Aggarwal
UP-A	1518	1219	160	139	80.30	-12.42	Dr. S. Marriya
UP-B	353	343	1	9	97.17	4.45	Dr. Vijender Singh
WB-A	1526	1409	44	73	92.33	-0.39	Mrs. Papiya Mukherjee
<b>TOTAL</b>	<b>41380</b>	<b>38369</b>	<b>1024</b>	<b>1987</b>	<b>92.72</b>		

### Inference

This year 22 zones have shown negative variation from DAV Pass Percentage, i.e. DAV National Index of 92.72%, which is still an area of concern.

### 4.2 Zone-wise Qualitative Assessment

The qualitative performance of each zone indicates the quality of performance of the schools in the CBSE Board Examination at Senior Secondary Level. The score, thus, arrived at is known as the **Qualitative Performance Index (QPI)** of that zone.

### Categories at Senior Secondary Level

Five Categories have been devised on the basis of which the qualitative performance of all the DAV Public/Model Schools is assessed, and accordingly the schools are placed in the said categories.

#### Categories of Qualitative Performance for the Senior Secondary Level (Std XII)

< 55	55 to < 60	60 to <70	70 to < 80	≥80
Needs Improvement	Satisfactory	Good	Very Good	Outstanding

**Table 4.2.1**

#### The Overall DAV Qualitative Performance Index of Std XII (DAV National QPI = 71.62)

Sr. No.	Zone	Total Schools	QUALITATIVE PERFORMANCE INDEX OF SCHOOLS					QPI of the Zone	Regional Director/ Assistant Regional Director
			<55	55 to <60	60 to <70	70 to <80	≥80		
			Needs Improvement	Satisfactory	Good	Very Good	Outstanding		
1	SA-A	1	0	0	0	0	1	86.75	Mrs. Minoo Aggarwal
2	OR-B	13	0	1	1	5	6	82.40	Dr. K. C. Satpathy
3	AP-A	3	0	0	0	2	1	80.84	Mrs. Seetha Kiran
4	MH-B	5	0	0	0	3	2	80.05	Mr. Jose Kurian
5	DEL	22	1	0	1	15	5	77.10	--
6	MH-A	3	0	0	0	2	1	76.52	Dr. H. K. Mohanty
7	HP-A	14	0	0	5	7	2	74.76	Mrs. P. Sofat

Sr. No.	Zone	Total Schools	QUALITATIVE PERFORMANCE INDEX OF SCHOOLS					QPI of the Zone	Regional Director/ Assistant Regional Director
			<55	55 to <60	60 to <70	70 to <80	≥80		
			Needs Improvement	Satisfactory	Good	Very Good	Outstanding		
8	PB-A	6	0	1	3	0	2	73.86	Dr. (Mrs.) Neelam Kamra
9	OR-A	12	1	0	5	6	0	73.62	Mr. L. N. Pradhan
10	UP-B	2	0	0	0	2	0	73.18	Dr. Vijender Singh
11	PB-D	4	0	0	1	3	0	72.80	Dr. B. B. Sharma
12	BR-A	5	0	0	4	1	0	72.63	Mr. Indrajeet Rai
13	HP-C	6	0	0	1	5	0	72.31	Mr. S. P. Arora
14	NCR	17	1	0	6	9	1	72.28	--
15	JH-F	14	2	1	3	8	0	72.22	Sh. S. K. Luthra
16	WB-A	11	1	0	4	4	2	71.98	Mrs. Papiya Mukherjee
17	CH	2	0	0	0	2	0	71.79	--
18	MP-A	24	0	0	6	18	0	71.53	Mr. Prashant Kumar
19	HR-C	10	1	2	3	2	2	71.47	Mrs. Suman Nijhawan
20	PB-C	15	0	1	7	7	0	71.35	Mr. Vijay Kumar
21	JH-B	13	0	3	3	7	0	71.12	Dr. T. P. Pati
22	RJ-A	3	0	0	1	2	0	70.73	Mr. M. L. Goel
23	RJ-B	3	0	0	2	1	0	70.70	Dr. Rajesh Kumar
24	JH-D	11	1	1	3	6	0	70.63	Mrs. Urmila Singh

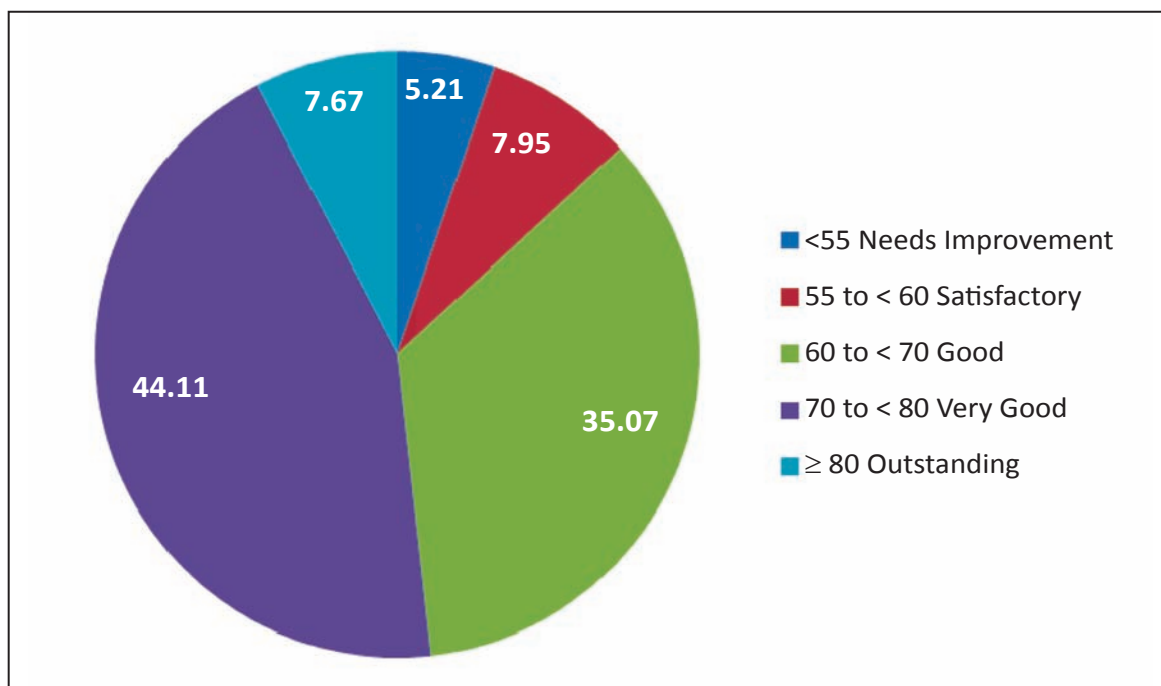
Sr. No.	Zone	Total Schools	QUALITATIVE PERFORMANCE INDEX OF SCHOOLS					QPI of the Zone	Regional Director/ Assistant Regional Director
			<55	55 to <60	60 to <70	70 to <80	≥80		
			Needs Improvement	Satisfactory	Good	Very Good	Outstanding		
25	HR-F	11	0	0	8	2	1	70.14	Dr. D. Vidyarthi
26	PB-B	19	2	1	9	6	1	70.00	Mrs. P. P. Sharma
27	HP-E	3	0	1	0	2	0	70.00	Mrs. Rama Parwan
28	BR-C	17	2	1	5	9	0	69.55	Mr. S. K. Jha
29	HR-D	10	1	1	5	3	0	69.28	Mrs. Madhu Bahl
30	JH-A	4	0	0	2	2	0	68.81	Mr. L. R. Saini
31	JH-E	5	0	0	3	2	0	68.72	Dr. B. P. Yadav
32	HP-B	9	2	0	3	4	0	68.53	Mrs. Shashi Kiran Gupta
33	HR-B	8	0	1	5	2	0	68.00	Mr. K. L. Khurana
34	HP-D	4	0	1	0	3	0	67.41	Dr. (Mrs.) Puneet Bedi
35	MP-C	6	0	0	5	1	0	67.39	Sh. S. K. Sinha
36	HR-E	5	0	0	4	1	0	66.97	Dr. Y. D. Jigyasu
37	BR-B	10	0	2	6	2	0	66.90	Dr. U. S. Prasad
38	JH-C	13	0	3	8	2	0	66.75	Dr. K. C. Srivastava
39	BR-D	3	0	1	2	0	0	65.63	Mr. K. K. Sinha
40	UP-A	18	4	6	4	3	1	62.27	Dr. S. Marriya
41	RJ-C	1	0	1	0	0	0	58.94	Mr. Ashok Kumar Sharma
TOTAL		365	19	29	128	161	28		
PERCENTAGE			5.21%	7.95%	35.07%	44.11%	7.67%		



## Inferences

- Out of 365 Schools, 28 schools are in Outstanding Category, 161 schools are in Very Good Category, 128 schools are in Good Category, 29 schools are in Satisfactory Category and 19 schools are in Needs Improvement Category.
- Out of the 19 Schools in the Needs Improvement Category, 02 schools are those which were in this category last year also and 02, 06, and 04 schools are those which have come down from Very Good, Good, and Satisfactory Categories respectively to the Needs Improvement Category.
- In terms of percentage 7.67% schools are in Outstanding Category, 44.11% schools are in Very Good Category, 35.07% schools are in Good Category, 7.95% schools are in Satisfactory Category and 5.21% schools come under Needs Improvement Category.

**A Pie Diagram Representing the Percentage of Schools Falling in Different Categories as Per Table 4.2.1**



**Table 4.2.2****Comparative Performance of Schools at Senior Secondary Level**

Year	Total No. of Schools	Number of Schools in Each Category				
		Needs Improvement	Satisfactory	Good	Very Good	Outstanding
2013	313	20	34	149	93	17
2014	331	18	17	136	141	19
2015	349	4	15	133	162	35
2016	365	19	29	128	161	28

**Inference**

As seen above, the number of schools in 'Outstanding' category had progressively gone up from 17 in 2013 to 35 in 2015, a percentage increase of 105.88%. However, the number of schools in the same category have decreased from 35 in 2015 to 28 in 2016, a percentage decrease of 20%. Similarly, the number of schools in 'Very Good' category had increased from 93 in 2013 to 162 in 2015, a percentage increase of 74.19%. However, this number decreased to 161 in 2016, a percentage decrease of 0.62%.

The number of schools falling under the 'Good' category has decreased significantly from 149 in 2013 to 128 in 2016, a percentage decrease of 14.09%.

The number of schools coming under the 'Satisfactory' category had decreased from 34 in 2013 to 15 in 2015, a percentage decrease of 55.88%. However, the number of schools in this category has risen from 15 in 2015 to 29 in 2016, a percentage increase of 93.33%.

## CHAPTER V

### Zone-wise Performance of Students

This Chapter reveals information about the performance of students of Std XII on the basis of percentage of aggregate marks obtained by them.

All the students, who have passed the Std XII Examination, have been slotted in the ranges given below as per the aggregate marks obtained by them.

- **75% & Above**
- **60% to 74.99%**
- **45% to 59.99%**
- **33% to 44.99%**
- **Below 33%**

This information as presented in the Table 5.1 holds special significance for all the zones. It is obligatory for every Zone to prepare a comparative data of the performances of the previous years with that of this year and then explore possibilities of improvement while preparing a specific plan of action.

**Table 5.1**

**Zone-wise Profile of DAV Students on the Basis of Aggregate Marks at the Senior Secondary Level(Std XII)**

Zone	Appr	Pass	Pass Percentage	Comp.	Fail	33% to 44.99%	45% to 59.99%	60% to 74.99%	75% & Above
AP-A	90	90	100.00	0	0	0	0	22	68
BR-A	1939	1831	94.43	75	33	2	235	681	913
BR-B	884	794	89.82	57	33	1	143	416	234
BR-C	724	616	85.08	73	35	0	58	277	281
BR-D	206	168	81.55	28	10	0	30	85	53
CH	270	247	91.48	17	6	0	31	89	127
DEL	4523	4416	97.63	71	36	5	323	1443	2645
HP-A	1342	1307	97.39	29	6	0	118	510	679
HP-B	513	444	86.55	50	19	1	67	192	184
HP-C	365	340	93.15	19	6	0	31	147	162
HP-D	231	202	87.45	18	11	0	33	95	74

Zone	Appr	Pass	Pass Percentage	Comp.	Fail	33% to 44.99%	45% to 59.99%	60% to 74.99%	75% & Above
HP-E	115	102	88.70	11	2	0	14	41	47
HR-B	643	560	87.09	60	23	0	111	241	208
HR-C	1113	1022	91.82	54	37	3	180	338	501
HR-D	779	686	88.06	62	31	1	99	303	283
HR-E	796	686	86.18	74	36	2	152	296	236
HR-F	1248	1093	87.58	95	60	2	190	376	525
JH-A	249	233	93.57	11	5	0	43	103	87
JH-B	2315	2208	95.38	79	28	4	286	1003	915
JH-C	3242	3070	94.69	119	53	29	799	1325	917
JH-D	1310	1253	95.65	46	11	5	217	518	513
JH-E	378	335	88.62	34	9	1	43	171	120
JH-F	1432	1373	95.88	40	19	1	199	553	620
MH-A	121	121	100.00	0	0	1	12	39	69
MH-B	872	861	98.74	11	0	0	22	232	607
MP-A	1471	1374	93.41	78	19	0	189	578	607
MP-C	500	471	94.20	19	10	9	108	204	150
NCR	2665	2487	93.32	128	50	4	355	939	1189
OR-A	695	673	96.83	12	10	1	97	242	333
OR-B	1255	1242	98.96	6	7	0	41	225	976
PB-A	1021	934	91.48	55	32	2	110	262	560
PB-B	2048	1817	88.72	152	79	6	292	694	825
PB-C	1048	959	91.51	67	22	1	132	363	463
PB-D	445	409	91.91	28	8	0	52	145	212
RJ-A	116	101	87.07	10	5	0	13	33	55
RJ-B	777	676	87.00	56	45	6	102	214	354
RJ-C	173	128	73.99	22	23	0	48	41	39
SA-A	69	69	100.00	0	0	0	0	6	63
UP-A	1518	1219	80.30	139	160	12	343	481	383
UP-B	353	343	97.17	9	1	0	44	147	152
WB-A	1526	1409	92.33	73	44	4	220	472	713
<b>TOTAL</b>	<b>41380</b>	<b>38369</b>	<b>-</b>	<b>1987</b>	<b>1024</b>	<b>103</b>	<b>5582</b>	<b>14542</b>	<b>18142</b>
<b>PERCENAGE</b>	<b>-</b>	<b>-</b>	<b>92.72%</b>	<b>4.80%</b>	<b>2.47%</b>	<b>0.27%</b>	<b>14.55%</b>	<b>37.90%</b>	<b>47.28%</b>

### Inference

The Table 5.1 indicates that of all DAV students who successfully passed the Std XII CBSE Examination–

- **85.18%** students have scored in aggregate **above 60%** marks.
- **47.28%** students have scored **75% and above** marks.

## CHAPTER VI

### Performance Analysis: Subject-wise

This Chapter deals with the subject-wise analysis of the performance of DAV Public/Model Schools. This will help us to know the overall academic standards at the subject level and thus, enable the schools to locate their areas of strengths and weaknesses, and take appropriate action. For the year 2016, we have done subject-wise analysis of students' performance in each zone. This data will be helpful to DAV CMC to plan their PEP (Performance Enhancement Programme) workshops for the teachers teaching the subjects in which the performance of the students has not been found satisfactory.

#### 6.1 Subject-wise Analysis at Senior Secondary Level

DAV Public/Model Schools offer a myriad of options to their students at the Senior Secondary level. The students, as per their aptitude and interest, may opt for subjects, such as Mathematics, Physics, Chemistry, Biology, Biotechnology, Engineering Drawing, English/Hindi Core and Elective, Sanskrit, Regional Languages, History, Geography, Psychology, Accountancy, Physical Education, Painting, Sculpture, Informatics Practices, Computer Science, Entrepreneurship, Music (Vocal, Instrumental, Percussion), Textile Science, Design & Pattern Making, Clothing Construction, Basic Design, Dyeing & Printing, IT Systems, Business Data Pro, etc. For carrying out the subject analysis, subjects commonly opted by the students in a particular stream have been grouped together as 'Language and Science', 'Commerce and Humanities' and 'Other Subjects'.

The Tables 6.1.1, 6.1.2, 6.1.3 reflect the qualitative performance of all the zones in the major subjects at Senior Secondary level. This in-depth analysis of each zone's performance clearly pinpoints the areas in which their performance has suffered a setback or the areas in which their efforts have been successful.

**Table 6.1.1**

**Subject-wise Qualitative Performance at Sr. Sec. Level: 2016**  
**Languages & Science**

	English Core	Func. English	Maths	Physics	Chem- istry	Biology	Bio- tech.	Engg Draw.
Subject Code	301	101	041	042	043	044	045	046
<b>DAV QPI</b>	<b>72.49</b>	<b>73.38</b>	<b>61.47</b>	<b>72.69</b>	<b>73.47</b>	<b>81.21</b>	<b>86.58</b>	<b>88.79</b>
AP-A	82.10	--	63.75	83.30	78.47	90.04	--	--
BR-A	75.12	--	57.99	72.42	72.30	81.90	--	--
BR-B	67.93	--	50.69	65.49	65.79	78.18	--	--
BR-C	70.82	--	51.04	68.64	69.23	80.20	--	--
BR-D	74.60	--	43.16	62.87	63.76	78.14	--	--
CH	71.10	--	62.18	68.76	69.12	78.43	--	--
DEL	85.41	--	65.21	80.17	80.57	79.25	91.24	89.86
HP-A	73.73	--	63.33	71.73	74.76	82.22	--	--
HP-B	71.83	--	57.96	69.43	69.81	76.40	--	--
HP-C	71.69	--	62.34	72.18	73.40	78.42	--	--
HP-D	69.23	--	58.56	67.31	70.87	80.78	--	78.67
HP-E	68.15	--	50.28	71.05	66.20	72.26	--	--
HR-B	64.15	--	54.16	66.17	68.29	79.73	--	--
HR-C	66.34	--	67.01	73.33	76.31	86.09	--	--
HR-D	69.03	--	57.44	68.76	71.53	77.12	--	--
HR-E	66.97	--	58.54	67.38	69.15	81.73	--	--
HR-F	66.06	--	58.73	70.54	73.90	82.27	--	--
JH-A	67.98	--	59.21	73.26	71.93	77.89	--	--
JH-B	74.35	--	58.78	70.57	71.40	81.09	--	--
JH-C	65.88	--	57.35	69.79	70.08	82.15	--	--
JH-D	69.73	--	61.66	70.13	70.78	81.77	--	--
JH-E	72.85	--	53.85	63.91	76.80	76.92	--	--
JH-F	77.12	--	61.07	73.78	74.44	84.23	84.15	--
MH-A	73.32	--	67.38	80.05	79.34	89.57	--	--
MH-B	81.67	--	67.61	82.79	78.99	87.95	--	--
MP-A	72.69	--	61.90	74.59	72.92	79.32	--	82.00
MP-C	66.73	--	61.96	70.63	68.80	81.40	--	--
NCR	70.85	--	63.47	74.12	75.68	85.39	90.25	--
OR-A	73.83	--	63.41	78.78	77.10	81.51	--	--
OR-B	83.25	--	74.88	84.04	84.59	89.09	--	--
PB-A	69.79	--	62.63	72.51	75.36	82.76	--	--
PB-B	67.98	--	59.68	70.35	69.52	80.74	76.07	--
PB-C	65.99	73.38	61.40	70.49	74.81	82.91	--	--
PB-D	73.81	--	61.34	70.45	70.89	80.39	--	--
RJ-A	69.42	--	55.02	69.52	69.03	82.73	--	--
RJ-B	72.08	--	65.11	72.51	75.05	75.06	--	--
RJ-C	61.42	--	46.25	61.21	65.61	72.44	--	--

SA-A	89.49	--	71.61	89.00	91.22	95.64	--	--
UP-A	61.44	--	52.69	66.85	67.25	71.83	--	--
UP-B	78.37	--	62.35	74.48	73.80	82.47	--	--
WB-A	73.41	--	65.29	72.68	73.53	76.05	--	--

### Inference

The above table shows that AP-A, MH-A, MHB, OR-A, OR-B, SA-A and by UP-B have done well in most of the subjects mentioned above.

### Table 6.1.2

#### Subject-wise Qualitative Performance at Sr. Sec. Level: 2016 Commerce & Humanities

	History	Pol. Sc.	Geog.	Eco.	Business Studies	Accountancy	Phy. Ed.	Painting
Subject Code	027	028	029	030	054	055	048	049
DAV QPI	72.01	64.85	77.56	62.26	71.29	67.95	78.01	88.79
AP-A	--	--	--	83.00	94.71	78.29	88.15	--
BR-A	83.81	81.92	86.27	63.28	77.08	70.05	81.77	--
BR-B	--	--	--	58.53	73.63	62.49	77.37	--
BR-C	65.75	62.79	65.04	54.48	82.62	67.15	75.60	--
BR-D	--	--	--	57.26	78.76	65.56	68.63	--
CH	88.00	74.56	--	61.84	66.92	65.99	81.28	90.00
DEL	78.15	70.66	77.22	70.43	78.90	73.69	73.80	83.00
HP-A	86.42	76.55	85.05	70.59	72.88	66.82	82.22	--
HP-B	--	--	--	51.83	61.34	58.65	78.74	--
HP-C	--	--	--	49.34	66.27	63.45	80.72	--
HP-D	--	77.28	--	52.91	61.83	62.29	73.32	84.67
HP-E	--	--	--	--	--	--	84.92	--
HR-B	72.23	61.60	75.75	59.47	70.38	67.72	76.76	--
HR-C	62.98	48.88	69.51	66.09	72.75	71.55	82.11	--
HR-D	--	62.94	--	56.80	69.66	65.00	79.62	--
HR-E	74.60	52.51	58.88	50.52	59.38	62.62	77.76	80.98
HR-F	64.21	51.58	69.00	64.87	72.32	70.41	74.80	88.17
JH-A	71.00	61.93	--	56.77	67.59	67.10	74.95	87.00
JH-B	--	--	--	64.96	73.39	65.91	77.94	87.45
JH-C	67.20	72.90	88.60	54.33	66.61	60.42	79.34	88.00
JH-D	59.38	52.14	70.64	64.51	70.24	67.23	74.17	91.24
JH-E	--	--	--	50.85	65.36	56.11	79.10	--
JH-F	53.88	44.75	67.25	61.96	72.01	66.32	79.57	88.20

MH-A	--	--	--	67.62	77.19	78.67	69.00	--
MH-B	--	--	92.54	71.33	79.37	86.80	85.31	--
MP-A	61.37	59.94	76.29	57.84	71.52	67.89	80.96	--
MP-C	--	--	--	56.97	68.48	61.13	74.88	79.45
NCR	79.08	65.48	72.76	63.17	71.52	71.23	76.66	88.08
OR-A	54.80	--	68.50	64.34	73.08	69.52	80.23	97.00
OR-B	86.50	95.00	91.00	72.04	80.08	74.07	86.94	--
PB-A	58.83	58.02	88.82	69.99	74.78	72.65	73.57	92.54
PB-B	73.02	56.65	67.54	62.33	70.85	69.47	76.68	88.78
PB-C	69.63	65.99	79.97	61.55	68.16	69.80	78.04	86.67
PB-D	85.11	75.20	--	64.98	73.95	70.99	77.31	90.45
RJ-A	76.57	60.86	--	61.67	68.48	75.12	77.81	--
RJ-B	--	--	--	57.10	65.07	65.09	77.44	--
RJ-C	--	--	--	45.61	48.08	50.98	67.90	--
SA-A	--	--	--	85.70	95.57	92.78	--	--
UP-A	85.00	--	--	44.71	55.02	54.08	71.27	88.89
UP-B	--	--	--	60.06	70.45	68.98	80.04	--
WB-A	64.12	75.36	81.50	64.77	70.39	70.58	75.74	84.82

## Inference

Table 6.1.2 shows that **AP-A, BR-A, MH-B, OR-B** and **SA-A** have done well in most subjects mentioned above.

## Table 6.1.3

### Subject-wise Qualitative Performance at Sr. Sec. Level: 2016 Other Subjects

	Info. Prac.	Multimedia & Web	Comp. Sc.	Hindi Elective	Hindi Core	Sanskrit Core	Home Sc.	Entrepreneurship
Subject Code	065	067	083	002	302	322	064	066
DAV QPI	78.39	78.17	76.75	63.27	67.88	65.02	77.46	69.26
AP-A	90.47	--	93.15	--	--	--	--	--
BR-A	75.31	--	--	--	74.00	--	--	--
BR-B	63.91	--	47.80	--	72.39	63.52	--	61.83
BR-C	86.47	--	57.08	--	82.89	--	--	--
BR-D	--	--	58.16	--	74.00	--	--	--
CH	--	84.45	83.00	--	57.33	--	65.94	--
DEL	75.55	78.92	83.53	58.08	66.40	--	79.33	69.23
HP-A	87.98	--	77.16	--	57.00	--	--	80.36
HP-B	80.55	--	52.33	--	--	--	--	--



HP-C	83.12	--	73.33	--	--	--	--	--
HP-D	72.50	--	63.75	--	53.22	--	--	--
HP-E	--	--	--	--	--	--	--	--
HR-B	72.77	--	--	--	59.68	--	--	--
HR-C	--	--	72.75	69.18	53.59	85.60	70.00	--
HR-D	94.13	--	76.17	--	62.39	--	--	--
HR-E	82.31	--	--	--	52.59	--	72.83	--
HR-F	85.05	78.00	63.25	--	54.70	--	--	--
JH-A	--	--	64.00	--	65.39	--	--	--
JH-B	72.27	--	76.49	--	73.75	--	--	67.35
JH-C	73.80	--	65.74	86.73	65.65	62.28	--	63.71
JH-D	76.30	--	67.80	--	73.34	--	--	--
JH-E	81.69	--	--	--	73.88	--	--	--
JH-F	73.94	--	76.78	--	73.70	75.50	--	63.94
MH-A	78.34	--	74.04	--	87.07	--	--	--
MH-B	90.67	--	82.30	--	--	--	--	74.88
MP-A	80.88	--	76.03	--	73.80	76.90	--	--
MP-C	69.03	--	75.50	--	61.39	--	--	--
NCR	81.45	85.41	78.35	--	60.92	96.00	79.26	--
OR-A	42.00	--	78.83	62.75	65.86	--	--	--
OR-B	--	--	82.49	--	82.00	--	--	--
PB-A	81.88	71.57	53.33	--	43.57	--	66.11	--
PB-B	76.20	--	68.92	--	46.64	--	64.58	45.50
PB-C	76.17	--	85.44	--	78.95	--	67.00	--
PB-D	--	--	72.25	95.00	--	--	68.00	--
RJ-A	79.00	--	--	--	--	--	--	--
RJ-B	75.14	--	70.89	--	--	--	86.85	--
RJ-C	--	--	--	--	--	--	--	--
SA-A	--	--	88.13	--	--	--	--	--
UP-A	75.68	--	76.19	67.38	65.97	--	75.09	59.59
UP-B	79.06	--	76.89	--	63.00	--	85.56	--
WB-A	73.45	76.28	74.34	80.00	56.82	--	--	77.59

### Inference

The above table shows that **AP-A**, **JH-E**, **MH-B** and **OR-B** zones have done well in most of the subjects mentioned above.

## CHAPTER VII

# The Pride of DAV

### A. The Achievers at National Level

A ranking of the best three schools at the national level in the year 2016 has been done keeping in view the **Qualitative Performance Index** and also the **number of students** at the Senior Secondary level. [(It has been felt that to compare a school with student strength, for example, of 40 students with a school having more than 200 students at the Senior Secondary Level will not be doing justice to either of them.)]

The schools have been placed in six groups, keeping the students' strength in view. This has been done to promote fair and healthy competition among our schools.

The schools are awarded '**Pride of DAV**' certificates under the signatures of the President, DAV College Managing Committee.

### 7.1 Senior Secondary Level

#### Table 7.1.1

(Group-I) Students' Strength: 401 and Above

Number of Schools: 12

Total Number of Students: 6589

Rank	School Code	Name of the School	QPI	Zone	Principal
I	08423	DAV Model School Durgapur Burdwan West Bengal	81.90	WB-A	Mrs. Papiya Mukherjee
II	65392	Kulachi Hansraj Model School Ashok Vihar Delhi	81.48	DEL	Mrs. Sneh Verma
III	09502	DAV Public School Bistupur Jamshedpur Singhbhum E JH	77.35	JH-F	Mrs. Pragya Singh

**Table 7.1.2****(Group-II) Students' Strength: 321-400****Number of Schools: 11****Total Number of Students: 3808**

Rank	School Code	Name of the School	QPI	Zone	Principal
I	65026	DAV Public School Sreshtha Vihar Delhi	83.85	DEL	Mrs. Prem Lata Garg
II	04100	DAV Public School Sector 14 Gurgaon Haryana	83.75	NCR	Mrs. Aparna Erry
III	04141	OS DAV Public School Kaithal Haryana	81.43	HR-C	Mrs. Suman Nijhawan

**Table 7.1.3****(Group-III) Students' Strength: 241-320****Number of Schools: 20****Total Number of Students: 5220**

Rank	School Code	Name of the School	QPI	Zone	Principal
I	08378	DAV Public School Chandrasekharapur Bhubaneswar Odisha	86.37	OR-B	Dr. K.C. Satapathy
II	08305	DAV Public School Unit VIII Bhubaneswar Odisha	85.62	OR-B	Dr. (Mrs.) Bhagayabati Nayak
III	04583	DAV Public School BRS Nagar Ludhiana Punjab	84.41	PB-B	Mrs. Jaswinder K. Sidhu

**Table 7.1.4****(Group-IV) Students' Strength: 161-240****Number of Schools: 40****Total Number of Students: 7368**

Rank	School Code	Name of the School	QPI	Zone	Principal
I	25038	DAV Intl. School Verka Chowk Amritsar Punjab	82.46	PB-A	Mrs. Anjana Gupta
II	04350	DAV Public School Sector - IV New Shimla Himachal Pradesh	81.48	HP-A	Mrs. Anuradha Sharma
III	25217	DAV Public School Sarabha Nagar Extn. Ludhiana Punjab	78.35	PB-B	Dr. Mohan Lal Sharma

**Table 7.1.5****(Group-V) Students' Strength: 81-160****Number of Schools: 90****Total Number of Students: 10297**

Rank	School Code	Name of the School	QPI	Zone	Principal
I	08388	DAV Public School S Vihar Gosani Berhampur Ganjam Odisha	84.36	OR-B	Mrs. Deep Gambhir
II	09703	DAV Public School Pokhariput BBSR Odisha	83.67	OR-B	Ms. Sujata Sahu
III	04256	DAV Public School Sec 3 UE Kurukshetra Haryana	80.18	HR-C	Mrs. Geetika Jasuja

**Table 7.1.6****(Group-VI) Students' Strength: 80 and Below****Number of Schools: 192****Total Number of Students: 8098**

Rank	School Code	Name of the School	QPI	Zone	Principal
I	09904	DAV Model School IIT Kharagpur West Bengal	88.73	WB-A	Mr. N.K. Gautam
II	06346	DAV Public School ACC Colony Wadi Gulbarga Karnataka	87.31	AP-A	Mr. B. Prabhakar
III	07052	DAV Public School Velachery Chennai Tamil Nadu	86.75	SA-A	Mrs. Minoo Aggarwal

**Inference**

The Schools as mentioned in Tables 7.1.1 to 7.1.6 have done well and bagged the first three positions in various categories.

**B. Special Applause**

Ranking of the best three schools at the national level, in each group, at Senior Secondary level has been done in this Chapter. Under Special Applause, we will deal with the DAV Public/Model Schools, who have **maintained the ranks for three consecutive years** at the national level. The Principals of these schools deserve **special applause**.

**7.2 Senior Secondary Level**

The following schools have either secured first, second or third position in the last three years at the Senior Secondary level.

**Table 7.2.1**

Rank	CBSE Code	Name of the School	Principal	Year	Students' Strength
II	04100	DAV Public School Sector 14 Gurgaon Haryana	Mrs. Anita Makkar	2014	241 and Above (Group-I)
I	04100	DAV Public School Sector 14 Gurgaon Haryana	Mrs. Aparna Erry	2015	321-400 (Group-II)
II	04100	DAV Public School Sector 14 Gurgaon Haryana	Mrs. Aparna Erry	2016	321-400 (Group-II)

**Table 7.2.2**

Rank	CBSE Code	Name of the School	Principal	Year	Students' Strength
I	08378	DAV Public School Chandrasekharapur Bhubaneswar Odisha	Dr. K. C. Satapathy	2014	241 and Above (Group-I)
II	08378	DAV Public School Chandrasekharapur Bhubaneswar Odisha	Dr. K. C. Satapathy	2015	321-400 (Group-II)
I	08378	DAV Public School Chandrasekharapur Bhubaneswar Odisha	Dr. K. C. Satapathy	2016	241-320 (Group-III)

**Table 7.2.3**

Rank	CBSE Code	Name of the School	Principal	Year	Students' Strength
II	04583	DAV Public School BRS Nagar Ludhiana Punjab	Mrs. Jaswinder K. Sidhu	2014	121-240 (Group-II)
I	04583	DAV Public School BRS Nagar Ludhiana Punjab	Mrs. Jaswinder K. Sidhu	2015	241-320 (Group-III)
III	04583	DAV Public School BRS Nagar Ludhiana Punjab	Mrs. Jaswinder K. Sidhu	2016	241-320 (Group-III)

**Table 7.2.4**

Rank	CBSE Code	Name of the School	Principal	Year	Students' Strength
I	09703	DAV Public School Pokhariput BBSR Odisha	Ms. Sujata Sahu	2014	121-240 (Group-II)
II	09703	DAV Public School Pokhariput BBSR Odisha	Ms. Sujata Sahu	2015	161-240 (Group-IV)
II	09703	DAV Public School Pokhariput BBSR Odisha	Ms. Sujata Sahu	2016	81-160 (Group- V)

**Table 7.2.5**

Rank	CBSE Code	Name of the School	Principal	Year	Students' Strength
I	07052	DAV Public School Velachery Chennai Tamil Nadu	Mrs. Minoo Aggarwal	2014	41-120 (Group- III)
I	07052	DAV Public School Velachery Chennai Tamil Nadu	Mrs. Minoo Aggarwal	2015	81-160 (Group- V)
III	07052	DAV Public School Velachery Chennai Tamil Nadu	Mrs. Minoo Aggarwal	2016	80 and Below (Group-VI)

**Table 7.2.6**

Rank	CBSE Code	Name of the School	Principal	Year	Students' Strength
III	08423	DAV Model School Durgapur Burdwan West Bengal	Mrs. Papiya Mukherjee	2014	241 and Above (Group-I)
I	08423	DAV Model School Durgapur Burdwan West Bengal	Mrs. Papiya Mukherjee	2015	401 and Above (Group- I)
I	08423	DAV Model School Durgapur Burdwan West Bengal	Mrs. Papiya Mukherjee	2016	401 and Above (Group- I)

## CHAPTER VIII

### Legion of Merit Performers

The best four students (at the best three positions), who have scored the highest aggregate marks in the Senior Secondary Examination of the CBSE Board, have been selected for the Section 8.1 of this Chapter. The placement of rank holders at the Senior Secondary level has been done stream-wise in accordance with the aggregate marks in that particular stream in Section 8.2.1, 8.2.2, 8.2.3 and 8.2.4.

The entire DAV Organisation feels proud of these students. Each of these Meritorious students and Toppers have received a **Letter of Applause** from the President, DAV CMC.

#### 8.1 Meritorious Students (Std XII)



ARUSHI JAIN

Shaheed Rajpal DAV Public School, Dayanand Vihar, Delhi

98.80%

(First position among all the DAV students)



JITIKA GOYAL

Suraj Bhan DAV Public School  
Vasant Vihar, Delhi



PRATYUSH MAINI

DAV Public School, Sector - 14  
Gurgaon, Haryana

98.20%

(Second position among all the DAV students)





AMAN SHRESHTHA

Kulachi Hansraj Model School, Ashok Vihar, Delhi

98%

(Third position among all the DAV students)

### 8.1.1 DAV Toppers (Std XII)

#### Top Eleven Students of Std XII CBSE Board Examination

S.No.	Name	School	Percentage	Stream
1	Arushi Jain	Shaheed Rajpal DAV Public School Dayanand Vihar Delhi	98.8	Science
2	Jitika Goyal	Suraj Bhan DAV Public School Vasant Vihar New Delhi	98.2	Commerce
3	Pratyush Maini	DAV Public School Sector 14 Gurgaon Haryana	98.2	Science
4	Aman Shreshtha	Kulachi Hansraj Model School Ashok Vihar Delhi	98	Science
5	Gargi Balasubramaniam	DAV Public School Sector 14 Gurgaon Haryana	97.8	Science
6	Sanchit Aggarwal	Shaheed Rajpal DAV Public School Dayanand Vihar Delhi	97.6	Science
7	Rochak Ranjan Parida	Suraj Bhan DAV Public School Vasant Vihar New Delhi	97.6	Science
8	Arunima	DAV Centenary Public School Urban Estate Jind Haryana	97.6	Science
9	Aeshna Gupta	DAV Public School, Shreshtha Vihar Delhi	97.4	Science
10	Abhro Bhuniya	DAV Public School Pune Maharashtra	97.4	Science
11	Bhuvaneshwari S	DAV Public School Velachery Chennai Tamil Nadu	97.4	Science

## 8.2 Stream-wise DAV Toppers (Std XII)

**Table 8.2.1**

### Science Stream

Position	Name of the School	Student	Marks	Percentage
I	Shaheed Rajpal DAV Public School, Dayanand Vihar Delhi	Arushi Jain	494	98.80
II	DAV Public School, Sector 14, Gurgaon, Haryana	Pratyush Maini	491	98.20
III	Kulachi Hansraj Model School, Ashok Vihar, Delhi	Aman Shreshtha	490	98.00

**Table 8.2.2**

### Commerce Stream

Position	Name of the School	Student	Marks	Percentage
I	Suraj Bhan DAV Public School, Vasant Vihar, Delhi	Jitika Goyal	491	98.20
II	DAV Public School, NTPC Kahalgaon, Bhagalpur, Bihar	Piyush Agarwal	486	97.20
III	DAV Public School, Ludhiana, Punjab	Havisha Gupta	485	97.00
III	DAV Public School, Ludhiana, Punjab	Palak Goyal	485	97.00
III	DAV Public School, Sreshtha Vihar, Delhi	Achal Upadhyay	485	97.00

**Table 8.2.3****Humanities Stream**

Position	Name of the School	Student	Marks	Percentage
I	DAV Public School, Sector - 14, Faridabad, Haryana	Mudita Jagota	485	97
I	DAV Public School, Sreshtha Vihar, Delhi	Aditi Roy Choudhury	485	97
I	Kulachi Hansraj Model School, Ashok Vihar, Delhi	Bhavya Rattan	485	97
II	DAV Public School, Sector - 14, Faridabad, Haryana	Vani Verma	484	96.8
II	DAV Public School, Amritsar, Punjab	Kriti Mehra	484	96.8
II	DAV Centenary Public School, Nabha Patiala, Punjab	Anmol Singla	484	96.8
II	DAV Public School, Sector-B, Vasant Kunj, Delhi	Parul Gupta	484	96.8
III	Police DAV Public School, Jalandhar Cantt, Punjab	Richa Ghera	483	96.6

**Table 8.2.4****Vocational Stream**

Position	Name of the School	Student	Marks	Percentage
I	DAV Public School, Amritsar, Punjab	Shubhangi Mehra	469	93.8
I	DAV Public School, Amritsar, Punjab	Stuti Vadhera	469	93.8
II	Kulachi Hansraj Model School, Ashok Vihar, Delhi	Navya Tehlan	465	93
III	DAV Public School, Amritsar, Punjab	Pallak Arora	464	92.8

### 8.3 Laureate Certificates

We have set up a tradition of awarding ‘**Laureate Certificates**’ to the DAV students scoring the highest marks in a subject. The number of Laureate Certificates issued in each subject in Std XII are documented in the Table 8.3.1.

The ‘**Laureate Certificates**’ are awarded under the joint signatures of the President, DAV College Managing Committee and the General Secretary, DAV College Managing Committee.

**Table 8.3.1**

**Subject-wise Highest Marks Secured by DAV Students at  
Senior Secondary Level: 2016**

Subject Code	Subject	Max. Marks	No. of Students
034	MUSIC HIND. VOCAL	100	112
049	PAINTING	100	83
048	PHYSICAL EDUCATION	100	68
030	ECONOMICS	100	26
041	MATHEMATICS	100	22
083	COMPUTER SCIENCE	100	16
044	BIOLOGY	100	16
035	MUSIC HIND. INS. MEL	100	12
043	CHEMISTRY	100	11
065	INFORMATICS PRAC.	100	11
052	APP/COMMERCIAL ART	100	11
037	PSYCHOLOGY	100	9
045	BIOTECHNOLOGY	100	8
042	PHYSICS	100	6
055	ACCOUNTANCY	100	4
054	BUSINESS STUDIES	100	4
046	ENGG. GRAPHICS	100	3
027	HISTORY	100	2
056	DANCE-KATHAK	100	2
064	HOME SCIENCE	100	1
072	MASS MEDIA STUDIES	100	1
039	SOCIOLOGY	100	1
301	ENGLISH CORE	99	7
322	SANSKRIT CORE	99	3
029	GEOGRAPHY	99	2
740	GEOSPATIAL TECHNOLOGY	99	1
053	FASHION STUDIES	99	1

Subject Code	Subject	Max. Marks	No. of Students
302	HINDI CORE	98	10
036	MUSIC HIND. INS. PER	98	5
028	POLITICAL SCIENCE	98	4
796	WEB APPLICATIONS	98	2
067	MULTIMEDIA & WEB TECHNOLOGY	98	1
051	SCULPTURE	98	1
734	FOOD PRODUCTION I	97	2
066	ENTREPRENEURSHIP	97	1
104	PUNJABI	97	1
074	LEGAL STUDIES	97	1
775	INTD TO FASHION INDUSTRY	97	1
735	FOOD PRODUCTION II	96	1
002	HINDI ELECTIVE	95	13
075	HUMAN RIGHTS & GENDER STUDIES	95	1
079	LIBRARY & INFORMATION SCIENCE	95	1
105	BENGALI	94	1
001	ENGLISH ELECTIVE	94	1
776	GARMENT CONSTRUCTION	93	1
774	ELEMENTS OF DESIGN & FASHION	93	1
795	IT TOOLS	92	3
101	ENGLISH ELECTIVE -CBSE	92	2
754	INTD TO TOURISM & HOTEL INDS.	92	1
078	THEATRE STUDIES	92	1
739	CRTV & COMM. PROC IN MASS MEDIA	91	3
793	FOUNDATION OF FINANCIAL MARKET	91	1
071	GRAPHIC DESIGN	89	2
738	EVOL & FORMS OF MASS MEDIA	88	3
783	MARKETING	88	1
753	BASIS OF FRONT OFFICE	87	2
111	MANIPURI	85	1

### Inference

At Senior Secondary Level in 2016, the highest marks, i.e. 100 have been scored by 112 students in Music Hind. Vocal, 83 students in Painting, 68 students in Physical Education, 26 students in Economics, 22 students in Mathematics, 16 students each in Computer Science and Biology, 12 students in Music Hind. Ins. Mel, 11 students each in Chemistry, Informatics Prac. and App/ Commercial Art, 9 students in Psychology, 8 students in Biotechnology, 6 students in Physics, 4 students each in Accountancy and Business Study, 3 students in Engg. Graphics, 2 students each in History and Dance-Kathak, 1 student each in Home Science, Mass Media Studies and Sociology.

## CHAPTER IX

# The DAV Merit Holders

The DAV has a tradition of honouring meritorious performance. In recognition of the high academic performance, the students who score 90% and above marks in Senior Secondary are designated as **high achievers** as they demonstrate outstanding academic promise. In appreciation of their commendable performance, the President, DAV College Managing Committee, New Delhi awards '**Certificate of Achievement**' to meritorious students who excel in the CBSE Examination.

### Senior Secondary Level

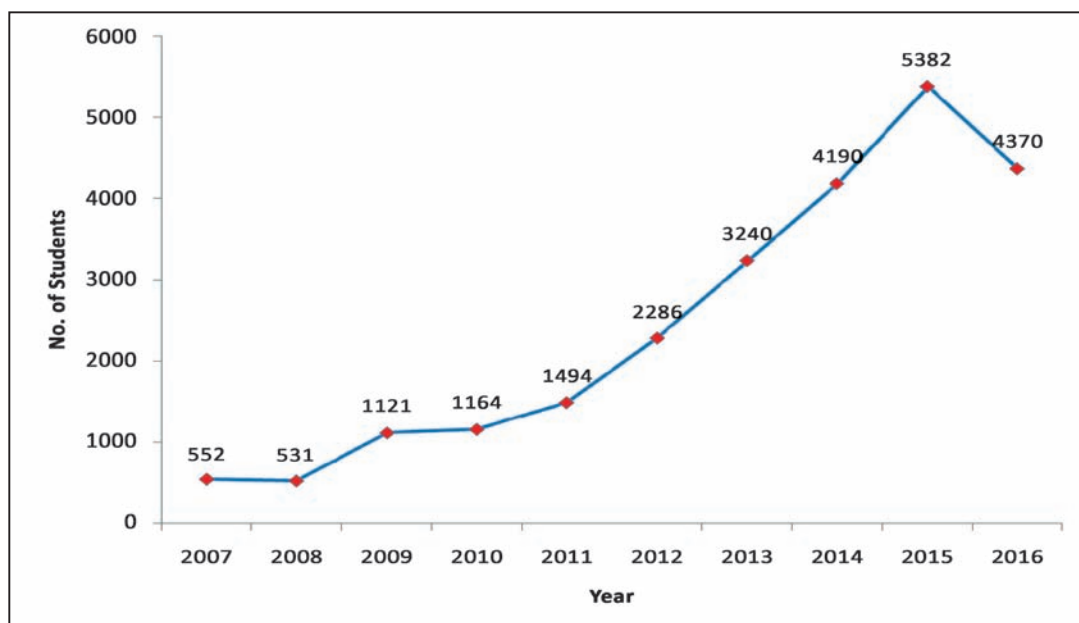
It has been observed that students from DAV Public/Model Schools are showing a commendable performance over the past few years. The total number of students who obtained 90% and above in 2015 were 5382 and this year it is 4370 as shown in Table 9.1.

**Table 9.1**

**Students Scoring 90% and Above in Std XII**

	2007	2008	2009	2010	2011	2012	2013	2014	2015	2016
XII	552	531	1121	1164	1494	2286	3240	4190	5382	4370

**The Graphical Representation of Data Shown in Table 9.1**



## Inference

The graph relating to Table 9.1 shows a decline in the performance of students, scoring 90% and above, as compared to the previous year.

This year at the Senior Secondary level the number of students scoring 90% and above in the aggregate has decreased as compared to the CBSE examination year 2015. Total number of students who obtained 90% and above in 2015 were 5382 and this year it is 4370. The number has decreased by **1012**.

The following number of students from our schools, as depicted in the Table 9.2, will be awarded the '**Certificate of Achievement**' by the President, DAV College Managing Committee for having 90% or more marks in aggregate in the Senior Secondary Examination held by CBSE in March, 2016.

**Table 9.2**

### List of Schools showing Number of Students who Scored 90% and above in Std XII

S.No.	Zone	School ID	School Name	No. of Students Scored 90% and Above
1	AP-A	6346	DAV PUBLIC SCHOOL ACC COLONY WADI GULBARGA KK	9
2	AP-A	6074	DAV PUBLIC SCHOOL R K PURAM HYDERABAD TL	4
3	AP-A	6214	DAV PUBLIC SCHOOL KUKATPALLY HYDERABAD TL	3
4	BR-A	8240	DAV PUBLIC SCHOOL B S E B COLONY PATNA BIHAR	138
5	BR-A	8173	DAV PUB SCHOOL CANTT RD KHAGAUL CAMPUS PATNA BR	11
6	BR-A	50233	DR G L D DAV PUB SCH T NAGAR KANKARBAGH PATNA BR	5
7	BR-A	8285	DAV PUBLIC SCHOOL PHULWARI SHARIF PATNA BIHAR	4
8	BR-A	50034	DR DUKHAN RAM DAV PUB SCHOOL DANAPUR PATNA BR	4
9	BR-B	8200	DAV PUBLIC SCHOOL CANTONMENT AREA GAYA BIHAR	12
10	BR-B	50007	DAV PUBLIC SCH COLLEGE RD ROTARY CAMPUS GAYA BR	2
11	BR-B	50010	DAV PUBLIC SCHOOL HANSRAJ NAGAR ROHTAS BIHAR	2

S.No.	Zone	School ID	School Name	No. of Students Scored 90% and Above
12	BR-B	8216	DAV PUB SCHOOL DHANUPURA ARA BHOJPUR BIHAR	1
13	BR-B	8231	DAV PUBLIC SCHOOL DAYANAND VIHAR AURANGABAD BR	1
14	BR-B	8202	DAV PUBLIC SCHOOL KHETAN LANE JEHANABAD BIHAR	1
15	BR-B	50106	DAV PUBLIC SCHOOL LALGANJ BUXAR BIHAR	1
16	BR-C	8284	B R DAV PUB SCHOOL PO BARAUNI R T BEGUSARAI BR	16
17	BR-C	8149	DAV CENTENARY PUB SCH KABIRMATH KANDHEWARA SIWAN	8
18	BR-C	8234	DAV PUB SCH KHABRA PO MIRZAPUR MUZAFFARPUR BIHAR	3
19	BR-C	50001	DAV PUB SCH NR BMP CAMPUS PO DUMRI BEGUSARAI BR	2
20	BR-C	50164	DAV PUB SCH PO HARPUR AILOTH SAMASTIPUR BIHAR	2
21	BR-C	8282	NIKHILSHYAM DAV PUB SCH DUMRA KOTHI SITAMARHI BR	1
22	BR-C	8177	SHYAMLAL DAV PUB SCH RAJENDRA NGR KHAGARIA BR	1
23	BR-C	50003	CS DAV PUB SCH CHHATAUNI MOTIHARI E CHAMPARAN BR	1
24	BR-C	50191	DAV PUBLIC SCHOOL SARA MOHANPUR DARBHANGA BIHAR	1
25	BR-C	50014	S R DAV PUB SCH CHUNAPUR RD AERODROME PURNIA BR	1
26	BR-D	8209	DAV PUB SCH DEEPTI NGR NTPC KAHALGAON BHAGALPUR	7
27	BR-D	50044	DAV PUBLIC SCHOOL PO BARARI BHAGALPUR BIHAR	1
28	CH	4826	DAV MODEL SCHOOL SECTOR 15-A CHANDIGARH	11
29	CH	4877	DAV PUBLIC SCHOOL SECTOR 8-C CHANDIGARH	10
30	DEL	65026	DAV PUBLIC SCHOOL SRESHTHA VIHAR DELHI	116
31	DEL	65392	KULACHI HANSRAJ MODEL SCHOOL ASHOK VIHAR DELHI	96
32	DEL	65023	SHAHEED RAJPAL DAV PUB SCH DAYANAND VIHAR DLI	89
33	DEL	65406	DAV PUB SCH PUSHPANJALI ENCL. PITAM PURA DL	86
34	DEL	65405	DARBARI LAL DAV MODEL S S S PITAMPURA DELHI	76
35	DEL	65485	HANS RAJ MODEL SCHOOL RD 73 PUNJABI BAGH N DELHI	72



S.No.	Zone	School ID	School Name	No. of Students Scored 90% and Above
36	DEL	65575	VEDA VYASA DAV PUBLIC SCH VIKASPURI ND	58
37	DEL	65354	DARBARI LAL DAV MODEL SCH SHALIMAR BAGH DELHI	45
38	DEL	65381	DAV PUBLIC SCHOOL SECTOR VII ROHINI DELHI	27
39	DEL	65541	DAV CENTENARY PUB SCH PASCHIM ENCL.ROHTAK RD N D	26
40	DEL	65646	DAV PUBLIC SCH SECT B-PKT-1 VASANT KUNJ ND	25
41	DEL	65450	DAV PUBLIC SCHOOL ASHOK VIHAR PHASE IV DELHI	23
42	DEL	65048	S S LATA SETHI DAV PUB SCH MAUSAM VIHAR DELHI	19
43	DEL	65805	DAV PUBLIC SCH KAILASH HILLS EOK ND-65	15
44	DEL	65654	SURAJ BHAN DAV PUBLIC SCH VASANT VIHAR ND	14
45	DEL	65348	DAV CENT PUB SCH SEC B4 PKT-5 DDA PRJ NARELA ND	14
46	DEL	65337	A G DAV CENTENARY PUB SCH MODEL TOWN DELHI	13
47	DEL	65556	DAV PUB SCHOOL CHANDER NGR JANAK PURI NEW DLI	10
48	DEL	76006	DAV PUBLIC SCH. JASOLA VIHAR NEW DELHI	5
49	DEL	65549	JHABBAN LAL DAV PUB SCH PASCHIM VIHAR N DELHI	4
50	DEL	65047	DAV PUB SCH PKT-C LIG FLATS EAST OF LONI RD DL	2
51	DEL	65878	C L BHALLA DAYANAND MODEL SCH JHANDEWALAN N DLI	1
52	HP-A	4350	DAV PUBLIC SCHOOL SECTOR - IV NEW SHIMLA HP	39
53	HP-A	4381	DAV SR SEC PUB SCHOOL LAKKAR BAZAR SHIMLA HP	36
54	HP-A	4331	DAV CENTENARY PUBLIC SCHOOL UNA HP	13
55	HP-A	4371	DAV PUBLIC SCHOOL BILASPUR HP	12
56	HP-A	4352	DAV PUBLIC SCHOOL HAMIRPUR HP	11
57	HP-A	4376	BHAGIRATHI DASS DAV PUB SCH DHARAMSHALA HP	8
58	HP-A	4314	DAV PUBLIC SCHOOL PALAMPUR KANGRA HP	8
59	HP-A	4377	DAV PUBLIC SCHOOL AMBOTA UNA HIMACHAL PRADESH	7

S.No.	Zone	School ID	School Name	No. of Students Scored 90% and Above
60	HP-A	23017	DAV PUBLIC SCHOOL GHUMARWIN BILASPUR HP	6
61	HP-A	4353	DAV PUBLIC SCHOOL DEHRA GOPIPUR KANGRA HP	4
62	HP-A	4301	DAV SR SEC PUBLIC SCHOOL BARMANA BILASPUR HP	1
63	HP-B	4344	DAYANAND PUBLIC SCHOOL THE MALL SHIMLA HP	20
64	HP-B	4316	DAV SIRMOUR PUBLIC SCHOOL PAONTA SAHIB HP	6
65	HP-B	4359	M R A DAV PUBLIC SCHOOL ANAND COMPLEX SOLAN HP	5
66	HP-B	4386	DAV A VIDYA NIKETAN DARLAGHAT ARKI SOLAN HP	3
67	HP-B	4397	DAV PUBLIC SCHOOL PARWANOO SOLAN HP	3
68	HP-B	4323	DAV PUBLIC SCHOOL NAHAN SIRMOUR HP	1
69	HP-C	4330	DAV CENTENARY PUB SCH JAWAHAR NAGAR MANDI HP	7
70	HP-C	23032	DAV PUB SCHOOL SUNDER NAGAR MANDI HP	5
71	HP-C	23080	DAV PUBLIC SR SEC SCHOOL BHAROLI DT KANGRA HP	4
72	HP-C	23075	T R DAV PUB SR SEC SCH PO KANGOO HAMIRPUR HP	3
73	HP-C	4366	DR DEVI CHAND DAV PUBLIC SCHOOL MOHAL KULLU HP	1
74	HP-D	4395	M I A DAV PUBLIC SCHOOL MEHATPUR UNA HP	4
75	HP-D	4588	B B M B DAV PUB SCH NANGAL TOWNSHIP PUNJAB	4
76	HP-D	4085	DAV SR SEC PUB SCHOOL SECTOR 8 PANCHKULA HRY	3
77	HP-D	4292	HANSRAJ PUBLIC SCHOOL SECTOR 6 PANCHKULA HARYANA	3
78	HP-E	4351	M C M DAV SR SEC PUB SCH BAGHNI DT KANGRA HP	3
79	HR-B	4116	K L ARYA DAV PUBLIC SCHOOL HISSAR HARYANA	22
80	HR-B	4178	M L S DAV PUB SCHOOL NARNAUL MOHINDERGARH HRY	20
81	HR-B	4105	DAV CENTENARY PUB SCHOOL SEC 6 BAHADURGARH HRY	1
82	HR-C	4141	O S DAV PUBLIC SCHOOL KAITHAL HARYANA	86
83	HR-C	4256	DAV PUBLIC SCHOOL SEC 3 U E KURUKSHETRA HRY	40

S.No.	Zone	School ID	School Name	No. of Students Scored 90% and Above
84	HR-C	3808	DAV CENTENARY PUB SCH PEHOWA KURUKSHETRA HRY	9
85	HR-C	4113	DAV PUBLIC SCHOOL CHEEKA KAITHAL HARYANA	9
86	HR-C	4300	DAV PUBLIC SCHOOL PUNDRI KAITHAL HARYANA	8
87	HR-C	3836	C M DAV SR SEC PUB SCH MANDI DABWALI SIRSA HRY	4
88	HR-C	4099	HARYANA POLICE PUBLIC SCHOOL MADHUBAN KARNAL HRY	1
89	HR-D	4923	K B DAV CENTENARY PUB SCH SEC 7-B CHANDIGARH	22
90	HR-D	4125	DAV CENTENARY PUBLIC SCHOOL SIRSA HARYANA	15
91	HR-D	4009	DAV SR PUBLIC SCHOOL SURAJPUR PANCHKULA HRY	7
92	HR-D	4056	CHAMANLAL DAV SR PUB SCH PANCHKULA HRY	5
93	HR-D	4752	DAV PUBLIC SCHOOL RAJPURA PATIALA PUNJAB	5
94	HR-D	4058	DAV PUBLIC SCHOOL YAMUNA NAGAR HARYANA	5
95	HR-D	20109	DAV CENT PUB SCH RADAUR DT. YAMUNA NAGAR HRY	4
96	HR-D	20120	S R D DAV CENT PUB SCHOOL RANIA DT. SIRSA HRY	3
97	HR-E	4081	DAV SR SEC PUBLIC SCHOOL AMBALA CITY HARYANA	38
98	HR-E	4082	DAV PUBLIC SCHOOL NARAINGARH HARYANA	12
99	HR-E	3904	POLICE DAV PUBLIC SCHOOL AMBALA CITY HARYANA	4
100	HR-E	20160	DAV CENT PUB SCH BARARA AT SIMBLA AMBALA HRY	3
101	HR-E	4155	MAJ R N KAPOOR DAV PUB SCHOOL AMBALA CANTT HRY	3
102	HR-F	4221	DAV CENTENARY PUB SCHOOL URBAN ESTATE JIND HRY	42
103	HR-F	4089	DAV PUBLIC SCHOOL PANIPAT HARYANA	36
104	HR-F	4213	S B P DAV CENTENARY PUB SCH FATEHABAD HARYANA	29
105	HR-F	4145	DAV CENTENARY PUB SCH TOHANA FATEHABAD HARYANA	15
106	HR-F	4209	DAV CENTENARY PUB SCHOOL SEC 11-12 PANIPAT HRY	11
107	HR-F	20005	DAV CENT PUB SCHOOL JAKHAL MANDI FATEHABAD HRY	8

S.No.	Zone	School ID	School Name	No. of Students Scored 90% and Above
108	HR-F	20083	DAV PUBLIC SCHOOL ASSANDH DT. KARNAL HRY	4
109	HR-F	3879	KALI RAM DAV PUBLIC SCHOOL SAFIDON JIND HRY	3
110	HR-F	20465	DAV CENTENARY PUB SCHOOL NILOKHERI KARNAL HRY	3
111	HR-F	20069	DAV CENT. PUB SCH KAITHAL RD NARWANA JIND HRY	1
112	HR-F	20466	DAV PUBLIC SCHOOL RATIA DISTT FATEHABAD	1
113	JH-A	8860	DAV PUBLIC SCHOOL T P P RIHAND NGR SONEBHADRA UP	4
114	JH-A	8833	DAV PUBLIC SCHOOL A T P ANPARA SONEBHADRA UP	1
115	JH-A	54631	DAV PUBLIC SCHOOL ROBERTSGANJ SONEBHADRA UP	1
116	JH-A	9043	DAV PUBLIC SCHOOL TTPP DT AMBEDKAR NAGAR UP	1
117	JH-B	8232	DAV PUBLIC SCHOOL GANDHI NAGAR CCL RANCHI JH	36
118	JH-B	8233	DAV KAPIL DEV PUB SCHOOL KADRU RANCHI JH	29
119	JH-B	8147	DAV PUBLIC SCHOOL ITKI ROAD PO HEHAL RANCHI JH	23
120	JH-B	8253	DAV PUBLIC SCHOOL BARIATU ROAD RANCHI JHARKHAND	13
121	JH-B	8237	M K DAV PUB SCH CHIANKI DALTONGANJ PALAMAU JH	12
122	JH-B	8064	DAV CO-OP SR SEC SCHOOL KHALARI RANCHI JHARKHAND	2
123	JH-B	58016	S R DAV PUBLIC SCHOOL PUNDAG RANCHI JHARKHAND	2
124	JH-B	52017	S S DAV CENTENARY PUB SCHOOL KHUNTI RANCHI JH	1
125	JH-B	8300	M B DAV PUBLIC SCHOOL LOHARDAGA JHARKHAND	1
126	JH-B	8144	DAV CENTENARY PUBLIC SCHOOL GARHWA JHARKHAND	1
127	JH-B	52099	N S DAV PUBLIC SCH GOSHALA COMPLEX KANKE RANCHI	1
128	JH-B	52078	DAV PUB SCH LOHARDAGA ROAD GUMLA JHARKHAND	1
129	JH-C	8007	DAV PUBLIC SCH BCCL KOYLA NGR DHANBAD JHARKHAND	43
130	JH-C	8222	TATA DAV SCHOOL TISCO SIJUA BHELATAND DHANBAD JH	10
131	JH-C	8017	DAV MODEL SCHOOL CFRI PO F R I DHANBAD JHARKHAND	9

S.No.	Zone	School ID	School Name	No. of Students Scored 90% and Above
132	JH-C	8221	B N S DAV PUB SCHOOL BULAKI RD GIRIDIH JHARKHAND	8
133	JH-C	8155	TATA DAV SCHOOL PO JAMADOBA DHANBAD JHARKHAND	6
134	JH-C	8010	DAV PUB SCH ALKUSA COLLIERY KUSUNDA DHANBAD JH	4
135	JH-C	8011	DAV PUBLIC SCHOOL MOONIDIH PROJECT DHANBAD JH	4
136	JH-C	8014	DAV PUBLIC SCHOOL SECTOR-IV B S CITY BOKARO JH	4
137	JH-C	8164	DAV PUBLIC SCHOOL C C L PO BENIADIH GIRIDIH JH	3
138	JH-C	8020	DAV PUBLIC SCHOOL KUSUNDA COLLIERY DHANBAD JH	2
139	JH-C	8146	DAV CENTENARY PUBLIC SCHOOL BANIAHIR DHANBAD JH	2
140	JH-D	8281	DAV PUBLIC SCHOOL CANARY HILL ROAD HAZARIBAGH JH	42
141	JH-D	8143	DAV PUBLIC SCH N T S BARKAKHANA HAZARIBAGH JH	8
142	JH-D	8287	AGRASEN DAV PUB SCH BHARECH NGR HAZARIBAGH JH	7
143	JH-D	8239	PVSS DAV PUB SCH JHUMRITELAIYA KODERMA JHARKHAND	6
144	JH-D	8110	TATA DAV PUB SCHOOL TISCO HAZARIBAGH JHARKHAND	4
145	JH-D	8036	DAV PUBLIC SCHOOL PO RAJRAPPA PROJ HAZARIBAGH JH	2
146	JH-D	8228	DAV PUBLIC SCHOOL KEDLA CCL HAZARIBAGH JHARKHAND	1
147	JH-D	52039	DAV PUBLIC SCH SUR VIHAR CCL PO BACHRA CHATRA JH	1
148	JH-E	52014	G D DAV PUB SCH BHANDARKOLA SATAR RD DEOGARH JH	8
149	JH-E	52088	SAVITRI DEVI DAV PUB SCH PO & DISTT JAMTARA JH	3
150	JH-E	8198	DAV PUBLIC SCHOOL URJANAGAR MAHAGAMA GODDA JH	2
151	JH-F	9502	DAV PUB SCH BISTUPUR JAMSHEDPUR SINGHBHUM E JH	101
152	JH-F	9523	DAV PUBLIC SCHOOL ADITYAPUR SINGHBHUM W JH	15
153	JH-F	8163	DAV PUBLIC SCHOOL CCL KATHARA BOKARO JHARKHAND	6
154	JH-F	8033	DAV PUBLIC SCHOOL DHORI C C L BOKARO JHARKHAND	5
155	JH-F	8214	S J DAV PUB SCH CHAIBASHA SINGHBHUM W JHARKHAND	4

S.No.	Zone	School ID	School Name	No. of Students Scored 90% and Above
156	JH-F	8199	BRL DAV PUB SCHOOL BHANDARIDAH BOKARO JHARKHAND	4
157	JH-F	8165	DAV PUB SCHOOL PO DUGDA COAL WASHERY BOKARO JH	2
158	JH-F	8192	DAV PUB SCHOOL PO SWANG COLLIERY CCL BOKARO JH	1
159	MH-A	6800	J H AMBANI SCHOOL LODHIVALI CHOWK RAIGAD MR	15
160	MH-A	13114	TATA CHEM DAV PUB SCH MITHAPUR DWARKA JAMNAGAR	4
161	MH-A	6868	PETROCHEMICALS VIDAYALAYA RAIGAD MAHARASHTRA	2
162	MH-B	6863	DAV PUBLIC SCHOOL PUNE MAHARASHTRA	73
163	MH-B	6843	DAV PUBLIC SCHOOL AIROLI NAVI MUMBAI MR	30
164	MH-B	6844	DAV PUBLIC SCHOOL NERUL NAVI MUMBAI MR	29
165	MH-B	6842	DAV PUBLIC SCHOOL NEW PANVEL NAVI MUMBAI MR	28
166	MH-B	6898	DAV INTL SCH KHARGHAR NAVI MUMBAI MR	25
167	MP-A	3189	DAV PUBLIC SCHOOL VASANT VIHAR BILASPUR CG	28
168	MP-A	3417	DAV PUBLIC SCHOOL SECL BISHRAMPUR SURGUJA CG	15
169	MP-A	3234	DAV ISPAT SR SEC PUB SCH DALLI RAJHARA DURG CG	11
170	MP-A	3341	DAV PUBLIC SCH GEVRA PROJECT DT KORBA CG	9
171	MP-A	3232	DAV PUBLIC SCHOOL ACC JAMUL DURG CG	9
172	MP-A	3385	TATA DAV PUB SCHOOL TSCD SONADIH RAIPUR CG	8
173	MP-A	3346	DAV PUB SCH SECL BARTUNGA CHIRIMIRI KOREA CG	6
174	MP-A	3227	DAV PUBLIC SCHOOL HUDCO BHILAI DURG CG	6
175	MP-A	10260	DAV PUBLIC SCHOOL SECL JRC COMPLEX KORBA CG	6
176	MP-A	3432	DAV BURHAR PUB SCHOOL PAKARIA BURHAR SHAHDOL MP	5
177	MP-A	3343	DAV PUB SCH SECL KUSMUNDA KORBA CG	5
178	MP-A	14374	DAV BORL PUBLIC SCHOOL BORL TOWNSHIP SAGAR MP	3
179	MP-A	3375	DAV PUBLIC SCHOOL SECL CHHAL DT RAIGARH CG	3

S.No.	Zone	School ID	School Name	No. of Students Scored 90% and Above
180	MP-A	10290	DAV PUBLIC SCHOOL SECL JHILIMILI KORIYA CG	2
181	MP-A	3492	DAV PUB SCH BHATGAON AREA SECL SURGUJA CG	2
182	MP-A	10280	DAV ISPAT PUBLIC SCHOOL NANDINI TOWNSHIP DURG CG	2
183	MP-A	3328	DAV CENTENARY PUB SCH KUTESHWAR DT KATNI MP	2
184	MP-A	10318	MONNET DAV PUB SCH M I E L TOWNSHIP RAIGARH CG	2
185	MP-A	3329	DAV ACC PUBLIC SCHOOL KYMORE DT KATNI MP	1
186	MP-A	3369	DAV PUBLIC SCHOOL MAJHGAWAN MINES PANNA MP	1
187	MP-A	3330	JPV DAV PUB SCH FCI GODOWN PURENI CHAKA KATNI MP	1
188	MP-C	3436	DAV PUBLIC SCHOOL NIGAH NCL SIDHI MP	8
189	MP-C	3445	DAV PUB SCH DUDHICHUA PROJECT JAYANT SIDHI MP	7
190	MP-C	8588	DAV PUBLIC SR SEC SCHOOL BINA SONEBHADRA UP	6
191	MP-C	9246	DAV PUBLIC SCHOOL KHADIA(NCL) SONEBHADRA UP	3
192	MP-C	3439	DAV CENTENARY PUB SCH AMLOHRI PROJ SIDHI MP	1
193	NCR	4100	DAV PUBLIC SCHOOL SECTOR 14 GURGAON HARYANA	120
194	NCR	4016	DAV PUBLIC SCHOOL SECTOR 14 FARIDABAD HARYANA	44
195	NCR	4122	DAV CENTENARY PUB SCHOOL ROHTAK HARYANA	25
196	NCR	4205	DAV PUBLIC SCHOOL SAINIK COLONY FARIDABAD HRY	22
197	NCR	3833	DAV PUBLIC SCHOOL SECTOR 37 FARIDABAD HARYANA	20
198	NCR	8643	DAV PUB SCH RAJENDER NGR SAHIBABAD GHAZIABAD UP	19
199	NCR	4126	DAV MULTIPURPOSE PUB SCH SECTOR 15 SONIPAT HRY	14
200	NCR	8714	SARLA CHOPRA DAV CEN PUB SCH SEC 56 NOIDA UP	14
201	NCR	20080	J P DAV PUB SCH GANAUR SONIPAT HARYANA	8
202	NCR	4203	DAV PUBLIC SCHOOL BALLABGARH FARIDABAD HARYANA	6
203	NCR	8903	DAV PUBLIC SCH PRATAP VIHAR GHAZIABAD UP	5



S.No.	Zone	School ID	School Name	No. of Students Scored 90% and Above
204	NCR	8760	DAV PUBLIC SCHOOL BRIJ VIHAR GHAZIABAD UP	4
205	NCR	8849	DAV CENTENARY PUB SCH CHANDER NGR GHAZIABAD UP	3
206	NCR	4278	DAV PUBLIC SCHOOL N H 3 N I T FARIDABAD HRY	3
207	NCR	4295	R R J S DAV PUB SCHOOL TEH PATAUDI GURGAON HRY	2
208	NCR	4204	DAV PUBLIC SCHOOL PALWAL FARIDABAD HARYANA	2
209	OR-A	53003	DAV PUB SCH MCL HQ ANAND VR BURLA SAMBALPUR OD	26
210	OR-A	8311	DAV PUB SCHOOL MCL JAGANNATH AREA ANGUL OD	21
211	OR-A	8385	DAV PUB SCH MCL KALINGA RD MAHENDRAPUR ANGUL OD	21
212	OR-A	8382	DAV PUBLIC SCHOOL ROURLKELA DT SUNDERGARH OD	17
213	OR-A	53042	DAV PUBLIC SCHOOL JHARSUGUDA OD	6
214	OR-A	8331	DAV PUB SCH BRAJRAJ NAGAR JHARSUGUDA OD	6
215	OR-A	8373	DAV PUB SCHOOL BANDHABAHAL BELPAHAR SAMBALPUR OD	5
216	OR-A	53066	DAV PUB SCH KANSHBAHAL RAJGANGPUR SUNDARGARH OD	2
217	OR-B	8378	DAV PUB SCHOOL CHANDRASEKHARPUR BHUBANESWAR OD	132
218	OR-B	8305	DAV PUBLIC SCHOOL UNIT VIII BHUBANESHWAR OD	102
219	OR-B	9703	DAV PUBLIC SCHOOL POKHARIPUT BBSR OD	42
220	OR-B	8380	DAV PUBLIC SCHOOL SEC 6 MARKAT NGR CUTTACK OD	41
221	OR-B	8388	DAV PUB SCH S VIHAR GOSANI BERHAMPUR GANJAM OD	36
222	OR-B	53072	LR DAV PUB SCH GANDARPUR CUTTACK OD	19
223	OR-B	8349	DAV PUB SCHOOL PARADEEP PPL TOWNSHIP PARADEEP OD	10
224	OR-B	53058	DAV PUB SCH KALINGA NGR BHUBNESHWAR KHORDHA OD	8
225	OR-B	53036	DAV PUBLIC SCHOOL SOVARAMPUR BALASORE OD	3
226	PB-A	4503	DAV PUBLIC SCHOOL LAWRENCE ROAD AMRITSAR PB	95
227	PB-A	25038	DAV INTL. SCHOOL VERKA CHOWK AMRITSAR PB	46



S.No.	Zone	School ID	School Name	No. of Students Scored 90% and Above
228	PB-A	4522	L R S DAV SR SEC MODEL SCHOOL ABOHAR PB	17
229	PB-A	4622	POLICE DAV PUB SCHOOL POLICE LINES AMRITSAR PB	5
230	PB-B	4583	DAV PUBLIC SCHOOL B R S NAGAR LUDHIANA PUNJAB	99
231	PB-B	25217	DAV PUB SCH SARABHA NAGAR EXTN LUDHIANA PUNJAB	30
232	PB-B	4716	POLICE DAV PUB SCH JALANDHAR CANTT PUNJAB	26
233	PB-B	4528	DAYANAND MODEL SR SEC SCHOOL JALANDHAR PUNJAB	14
234	PB-B	4412	M H S AGRI COLLEGIATE SCH NAGBANI JAMMU TAWI J&K	13
235	PB-B	4673	DRV DAV CENT PUB SCHOOL PHILLAUR JALANDHAR PB	11
236	PB-B	25099	M D D MODEL SCHOOL NAKODAR DISTT JALANDHAR PB	4
237	PB-B	4763	DAYANAND MODEL SCHOOL MODEL TOWN JALANDHAR PB	4
238	PB-B	4575	BBMB DAV PUBLIC SCHOOL TALWARA TOWNSHIP PUNJAB	3
239	PB-B	4608	DR M C M DAV PUBLIC SCHOOL PATHANKOT PUNJAB	2
240	PB-B	4600	DR D R B DAV CENTENARY PUBLIC SCHOOL BATALA PB	2
241	PB-B	25329	J L M DAV PUBLIC SCHOOL HAYAT NAGAR GURDASPUR PB	1
242	PB-B	4759	KULWANT RAI JAIN DAV PUB SCH DEF CLY KAPURTHALA	1
243	PB-B	4728	LALA J N DAV MODEL SCH KABIR NAGAR JALANDHAR PB	1
244	PB-B	4713	S V J C DAV PUBLIC SCHOOL DASUYA HOSHIARPUR PB	1
245	PB-C	4589	DAV PUBLIC SCHOOL PATIALA PUNJAB	25
246	PB-C	25001	DAV PUBLIC SCHOOL PHASE X MOHALI PUNJAB	12
247	PB-C	4665	DAV CENTENARY PUBLIC SCHOOL NABHA PATIALA PB	10
248	PB-C	4649	DAV PUBLIC SCHOOL KOTKAPURA FARIDKOT PB	9
249	PB-C	4629	L I D G DAV CENT. PUB SCHOOL JALALABAD(W) PB	8
250	PB-C	25047	DAV PUBLIC SCHOOL PATRAN DT PATIALA PB	5
251	PB-C	4582	DAV CENTENARY PUBLIC SCHOOL MALERKOTLA PUNJAB	3

S.No.	Zone	SchoolID	School Name	No. of Students Scored 90% and Above
252	PB-C	25259	POLICE DAV PUBLIC SCHOOL DADHERA DT PATIALA PB	3
253	PB-C	4682	SMT K B DAV CENT PUB SCH FAZILKA FEROZEPUR PB	3
254	PB-C	4768	B B B DAV PUBLIC SCHOOL MOONAK SANGRUR PB	2
255	PB-C	25499	DAV PUB SR SEC SCH KAKRALA SAMANA PATIALA PB	1
256	PB-C	4672	H M DAV PUB SCHOOL MALWAL RD FEROZPUR CITY PB	1
257	PB-D	4675	S D K L DAV CENTENARY PUBLIC SCHOOL MANSA PB	22
258	PB-D	4584	R B DAV SR SEC PUBLIC SCHOOL BHATINDA PUNJAB	19
259	PB-D	4789	J N J DAV PUB SCHOOL GIDDARBAHA MUKTSAR PB	9
260	PB-D	4627	DAV EDWARD GANJ PUBLIC SCHOOL MALOUT PUNJAB	7
261	RJ-A	3676	MANGALAM DAV PUBLIC SCHOOL MORAK KOTA RAJ	5
262	RJ-A	3568	DAV ACC SR SEC PUB SCHOOL LAKHERI DT BUNDI RAJ	2
263	RJ-A	16277	DAV HZ SR SEC SCH RAJPURA DARIBA RAJSAMAND RAJ	1
264	RJ-B	3670	DAV PUBLIC SCHOOL TALWANDI KOTA RAJASTHAN	92
265	RJ-B	3632	DAV CENTENARY PUB SCHOOL VAISHALI NAGAR JAIPUR	17
266	RJ-B	16031	DAV CENTENARY PUBLIC SCHOOL HANUMANGARH RAJ	4
267	RJ-C	3518	DAV CENTENARY PUBLIC SCHOOL ADARSH NAGAR AJMER	8
268	SA-A	7052	DAV PUBLIC SCHOOL VELACHERY CHENNAI TN	23
269	UP-A	9009	T C DAV PUB SCH BABRALA SAMBHAL UTTAR PRADESH	15
270	UP-A	8832	DAV PUBLIC SCHOOL KOTDWAR PAURI UK	13
271	UP-A	9080	GAIL DAV PUBLIC SCHOOL DIBIYAPUR AURAIYA UP	10
272	UP-A	8929	SEWA RAM DAV PUB SCH A V COLONY SAHARANPUR UP	9
273	UP-A	8887	DAV CENTENARY PUBLIC SCHOOL HALDWANI NAINITAL UK	5
274	UP-A	8890	DDM DAV PUBLIC SCHOOL KASHIPUR U S NAGAR UK	3
275	UP-A	8875	DAV CENTENARY PUB SCHOOL SHASTRI NAGAR MEERUT UP	2

S.No.	Zone	School ID	School Name	No. of Students Scored 90% and Above
276	UP-A	9126	DAV PUBLIC SCHOOL MEERUT ROAD BAGHPAT UP	2
277	UP-A	8975	DAV PUBLIC SCHOOL NTPC VIDYUT NGR G B NAGAR UP	2
278	UP-A	8689	DAV PUBLIC SCHOOL UNCHAHAR RAE BARELI UP	2
279	UP-A	8866	SWARUP F DAV PUB SCH MUZAFFAR NAGAR UP	2
280	UP-A	9251	L S D DAV PUB SCHOOL PILKHUWA GHAZIABAD UP	1
281	UP-A	8938	N DEV DAV PUB SCHOOL KUMARGANJ FAIZABAD UP	1
282	UP-B	8876	DAV CENTENARY PUBLIC SCHOOL KANKHAL HARIDWAR UK	19
283	UP-B	8880	DAV PUBLIC SCHOOL DEFENCE COLONY DEHRADUN UK	9
284	WB-A	8423	DAV MODEL SCHOOL DURGAPUR BURDWAN WB	107
285	WB-A	9904	DAV MODEL SCHOOL IIT KHARAGPUR MIDNAPUR WB	26
286	WB-A	8470	DAV PUBLIC SCHOOL ROOP NARAYANPUR BURDWAN WB	18
287	WB-A	56021	DAV PUB SCHOOL KANYAPUR ASANSOL BARDDHAMAN WB	15
288	WB-A	9910	DAV PUBLIC SCHOOL DVC MTPS BANKURA WB	9
289	WB-A	56004	DAV PUBLIC SCHOOL D B ROAD MIDNAPUR WB	8
290	WB-A	56034	MDB DAV PUB SCHOOL NH 60 PO KESIAKOLE BANKURA WB	5
291	WB-A	8437	ATREYEE DAV PUB SCHOOL MONGALPUR S DINAJPUR WB	5
292	WB-A	56007	RANIGANJ LIONS JDM CHANANI DAV PUB SCH BURDWAN	4
293	WB-A	56008	DAV PUB SCH EASTERN COAL FIEL LTD BURDWAN WB	2
			<b>TOTAL</b>	<b>4370</b>

## CHAPTER X

### Success Mantra

The results of the CBSE Board Examination in the past years reveal that some schools have consistently performed well. The scores of individual students topping the All India Board Examination of CBSE, as well that of the school performance, at the Senior Secondary level have brought laurels to the DAV Organisation and done us all proud.

The case studies of two DAV Public Schools as given in 10.1, highlight success stories of schools that have delivered a high level of performance consistently. The case studies reveal success achieved as a result of teachers and pupils benefitting from sharing classroom materials, and motivation rendered in some other non-academic field, helping the students to perform well in academics, by inspiring impressionistic minds.

DAV Schools have high expectations from their pupils, and with a dedicated staff and excellent standards of teaching-learning, they have been successful in achieving good results. To improve learning outcomes, a few schools are constantly looking for Information and Communication Technology (ICT) solutions that support teachers, students and administrators. This has been possible by establishing a collaborative environment for teachers and pupils to share learning resources, classroom skills and teaching practices. A set of E-learning modules have been created by staff that support all curriculum areas and ensure best practice through E-learning.

The case studies reveal success achieved as a result of—

- Students studying interactively.
- Teachers and pupils benefitting from sharing classroom materials.
- Motivation given in some other non-academic field helping the students to perform well in academics.
- Information and Communication Technology (ICT) solutions that support teachers, students and administrators.
- E-learning modules created by staff that support all curriculum areas and ensure best practice through E-learning.
- Good infrastructural support.

As a result, students have pushed the boundaries of learning with outstanding results—

- CREATING OPPORTUNITIES
- HARNESSING POTENTIAL
- ACHIEVING EXCELLENCE

## 10.1 Case Studies of Schools

### DAV PUBLIC SCHOOL, CHANDRASEKHARPUR, BHUBANESWAR, ODISHA

#### Introduction

Our school was established on 4 August 1989, in the temple city of Bhubaneswar, Odisha.

Culturally rich, adaptive and progressive with the zeal to imbibe “newness”, describes our onward journey spanning almost three decades, with a vibrant team of around 4000 flaming minds and 200 dedicated staff.

#### Mission

To create an effective ambience for developing inquisitive minds and compassionate souls to live and succeed, for a harmonious and peaceful world for posterity.

#### Vision

To be the citadel of excellence in all spheres of human intellect through quality education adopting latest technology and techniques and to create a new benchmark of team spirit for perfection.

#### Aim

To create:

- Inspired learners who would be accountable for demonstrating, assessing and directing their lifelong growth.
- Effective leaders who would perform collaboratively and independently to strive towards excellence.
- Dignified citizens who have global and multi-cultural perspectives to take the initiative for improving quality of life for self as well as the society.
- Resourceful thinkers who innovatively endeavour to solve complex problems through reflection, risk taking and critical evaluation.



## Infrastructure

The school has-

- two main campuses, sprawling lawns and spacious classrooms
- state of the art laboratories with internet facilities
- rich library and a seminar library
- separate playgrounds and courts for outdoor and indoor sports
- online test facility, smart classes, round the clock power supply
- multipurpose activity hall and auditorium
- WiFi enabled conference halls and resource rooms
- NCC (Army & Air), Scouts & Guides, Red Cross, NSS wings

## Accomplishments

- First ranker in Odisha for last 15 years in AISSCE for maintaining the highest school average and second position in the nation in its category in AISSCE 2015 with 85.01 QPI.



- Highest number of students from our school qualified National & International Academic Olympians like JMO, RMO, INMO etc.
- Four students have been conferred with the National Child Award from the Ministry of Women and Child Development for their exceptional talents.
- Champions of First International Quiz on Environment by TERI.
- Three times winner of CBSE Heritage India.
- Won Computer Literacy Excellence Award by Govt. of India and e-Odisha award from Govt. of Odisha.
- Headed by the Principal cum Regional Director, who has been conferred with National Award to Teachers 2006, Mahatma Hansraj Award, Rajiv Gandhi Rashtriya Ekta Samman, Indira Gandhi Priyadarshini Award, Jana Sweekruti Samman, Krantidhara Samman, Sikshya Chakra Award and Shikshya Jyoti Award, etc.

### Exceptional Achievements

- Anshuman Swain bagged a full score in SAT Exams. He also got selected in Panini Linguistic Olympiad to represent India at International Olympiad in Theoretical Mathematical & Applied Linguistics.
- Team of six students have received the Literary Merit Third prize for their project on Space Settlement titled “The Universe” from NASA.
- National Sprinter Master Amiya Mallik, Women International Master Miss Padmini Rout, National Cricketer Pragyan Ojha, are our proud Alumni.
- Ananya Singh selected as the Alumni ambassador of Yale University USA is the only student from India to participate in the Yale Young Global Scholars 2015.
- Satabdi Debadulari stood First in National level Poster making competition by Ministry of Forest and Climate Change, and had been honoured as Young Environmentalist, 2015.

### Conclusion

The school believes in nurturing reflective and resourceful learners and ensuring their progress through constant guidance and inspiration. The indomitable team spirit ensures a balanced upbringing of the ignited mind, resorting to independent exploration of curiosity along with supportive collaboration. Upholding the Vedic philosophy of “*Vasudeiva Kutumbakam*” the journey for excellence continues to explore new vistas.

## DAV MODEL SCHOOL, IIT KHARAGPUR, DIST. WEST MIDNAPORE, WEST BENGAL

### **Introduction**

Our School under the aegis of DAV College Managing Committee, is situated in the lush green campus of IIT Kharagpur, which is the USP of the school. Since its inception in 1995, it has progressed in leaps and bounds.

### **Mission**

Our mission is to –

- Build lifelong learners, who observe, investigate, explore and conclude rationally.
- Sharpen life skills and be secular in approach with a strong belief in democratic ideals.
- Nurture young minds to inculcate a sense of strong patriotism.
- Build achievers with empathy and sensitise them to various aspects.

### **Vision**

Our vision is to –

- Develop an innovative and creative approach through constant upgradation of knowledge.
- Bring balanced and harmonious development through a holistic approach, infusing ideals of Vedic culture and the rationale of Science and Technology.
- Our Motto is तमसो मा ज्योतिर्गमय means 'Education liberates one from bondage'.

### **Aims**

We aim at -

- Achieving high academic standard and be on the zenith.
- Individual care and personalised coaching through counseling, monitoring, application of diagnostic and remedial measures.
- Child centric education through a balanced blend of modernity and vedic values.
- Creating better citizens, achievers, entrepreneurs to 'build' and 'repay' towards nation building.





### Infrastructure

- E-learning Smart Classrooms and Activity Rooms
- State of the art Laboratories
- Fully WiFi Campus
- Surveillance cameras
- Well stacked library
- Playground with sports facilities and equipments
- Safe RO processed drinking water facility
- Fire safety arrangements
- Well-equipped AC Staff room

### Accomplishments

School Excellence

The School has secured/received-

- First position in Bhubaneswar Region based on School Average/QPI in AISSCE Class-XII, 2016.
- 4th All India Computer Literacy Excellence Award for Schools, 2005 by Government of India.

- Pride of DAV Certificate for securing first position in Class-XII AISSCE for three consecutive years from 2012-14.
- Certificate of Appreciation for the Best Project School as part of the Green Olympiad conducted by TERI.

### **Staff Excellence**

The Principal is the proud recipient of Mahatma Hansraj Award by APPS, DAV CMC in 2009 and the Best Mentor Award by CBSE in 2015.

Our three teachers have been credited with Science Teachers Award by the National Academy of Sciences, India. Our Art teacher bagged the Rabindra Puraskar for his contribution in the field of Art.

### **Student Excellence**

Our students have --

- excelled and qualified in KVPY and NTSE from the past many years.
- secured second and third position in National Level Camp at Indore organised by Vidhyarthi Vigyan Manthan, Vigyan Bharati, New Delhi.
- qualified for the Indian National Physics Olympiad, Indian National Astronomy Olympiad and Indian National Chemistry Olympiad.
- received Special Jury Award at the CBSE 2nd International Life Skills, Values, Gender, School health and Well Being Summit 2013 held at New Delhi.
- recipients of the Mamraj Agarwal Award for academic excellence from the Governor of West Bengal.
- Amartya Shankha Biswas is the winner of bronze medal in 2012 at the International Olympiad in Informatics organised by International Association For Research in Computing Science in Pattaya, Thailand and Sirmione, Italy. He is also the recipient of Prudence Award and Gold Medal in Australian Mathematics Competition organised by Australian Mathematics Trust, Canberra University.
- Our alumni are pursuing higher studies in reputed institution in India and abroad like Massachusetts Institute of Technology, Indian Institute of Technologies, Indian Statistical Institute, Indian Institute of Management, Tata Institute of Fundamental Research, etc.

### **Conclusion**

The school has maintained excellent academic and sports record throughout the years and strives to create benchmark in coming years.

## CHAPTER XI

# Crusade for Better Performance

DAV has an eclectic approach to evaluation. We have adopted a comprehensive approach while developing and evaluating the all-round personality of the child. All the three dimensions — the cognitive, the affective and the psycho-motor—are developed, observed, assessed and reinforced through thoughtful interventions and activities.

DAV has embarked on a continuous voyage towards excellence. The journey synthesises at two levels: Organisational and Institutional.

### 12.1 Organisational Level

Over a decade, DAV College Managing Committee has redefined the focus of its policy. The main thrust now is on consolidation and quality management. For this purpose the Managing Committee has set up several departments to facilitate the development process. Development of curriculum and instructional material has special reference of global relevance keeping in view the pace of unprecedented growth and development in the field of Science and Technology, Electronics, Computers and Media. Thus, the process of quantitative and qualitative development goes hand in hand in DAV.

The conceptual clarity which develops in the formative period of childhood eventually forms the foundation for the performance of students at the Secondary or Senior Secondary levels. Hence, various steps have been initiated by the DAV College Managing Committee at the Organisational level, to bring **uniformity** and **quality** in the academic standards of DAV institutions, right from the early childhood stages. In this movement towards academic excellence, the following efforts are worth mentioning:-

#### 12.1 a) Initiatives and Efforts:

- ◆ A common set of books prepared for Classes-Nursery to VIII.
- ◆ A need based curriculum for Classes-Nursery to VIII.
- ◆ Curriculum Guidelines for teachers teaching classes -Nursery to V.
- ◆ Teaching aids comprising Educational Kits, Audio and Multimedia CDs.
- ◆ A common assessment system in tune with the CBSE CCE System.

- ◆ Regular monitoring of the professional development of our task force.
- ◆ A system of inspection for academic counseling.
- ◆ Annual analysis of performance in the CBSE Board Examinations (X & XII).

Today, the competition has grown at a tremendous rate and placement in professional colleges is a task for the students. DAV has been monitoring performance regularly, and so academic standards are maintained and immense potential of the deserving students is well-harnessed. Performance Analysis of the DAV schools and colleges is conducted and the data trends as obtained are found to be highly encouraging.

All the DAV institutions are accountable to not only the DAV Organisation, but also to the parents and the society. Keeping this wider perspective in view, self-evaluation functions as a regular exercise in the DAV calendar.

Annual Performance Analysis of the schools both for the **CBSE Board Examinations (X & XII)** as well as the **DAV Examination Board**, and monitoring assessment has become a part of this regular exercise, at the Organisational level. The data of the performance of schools is viewed from various angles and presented graphically and in tabular forms, after a thorough analysis.

### 12.1 b) Benchmarking

In our endeavour to ensure that the academic performance of DAV Public/ Model Schools is par excellence, we begin with **Benchmarking**.

- ◆ Collecting of comparative data.
- ◆ Analysing and interpreting the data.
- ◆ Categorising the schools based on performance.
- ◆ Defining areas which need reinforcement.
- ◆ Outlining remedial measures and steps to implement them.
- ◆ Training, monitoring and reviewing.

#### Areas of Benchmarking

The data has already been collected, interpreted and analysed. The Performance trail reveals Performance Index of the Schools, as well as the Pass Percentage that has been studied in detail. The achievement levels of X

and XII Board Results of our institutions have disclosed some pockets of excellence and some areas where immediate attention is required. This year we have focused on a detailed analysis of the Std XII CBSE Board Examination in particular.

### 12.1.2. Identification of Common Errors

The DAV, thus, sensitises the educational institutions towards various measures of equipping our students with better examination strategies. The first and foremost step in this exercise is to identify the gaps in the learning process of our students.

A specific **detail of errors, generally committed by the students**, can form a baseline for our institutions in formulating specific corrective measures. The Common Errors (enlisted below), as sorted out from the mistakes generally committed by students in the Board Examinations, might serve the purpose of food for thought for the teachers as well as students and facilitate introspection.

- ◆ Answers are not properly grammatically structured.
- ◆ Tendency to exceed word limit.
- ◆ The content presentations are not up to the mark by the student, being irrelevant or incomplete.
- ◆ In essay type questions, students are unable to organise the content matter in a desired manner.
- ◆ Inability to comprehend application-based questions specially the ones in the form of quotations.
- ◆ Poor expression due to lack of proper vocabulary.
- ◆ Wrong interpretation of questions.
- ◆ When statistical data is given, students commit mistakes in calculating and also forget to write the unit of measurement.
- ◆ Incongruent in creative writing (lack of practice).
- ◆ Lack of continuity and frequent repetitions.

- ◆ Inability to deduce the meaning of unfamiliar lexical items.
- ◆ Inefficiency in writing short answer questions due to lack of practice.
- ◆ Confusion between some (similar) behavioural verbs.
- ◆ Punctuation errors.
- ◆ Answers are not numbered in accordance with the number of questions in the question paper.

### **12.1.3. Remedies for Further Enhancement in the Performance**

A large part of the difference in performance is due to differences in the way the students approach studies. Faring well in examinations is a skill, that needs to be developed: To know a little and to present that little well, is by and large, superior to knowing much and presenting it poorly, when judged by the grade received. A neat bundle, with a beginning and ending, is very satisfying for the examiner.

The following suggestions might stimulate Collaborative Partnerships to facilitate enhancement of the study skills in every student.

#### **12.1.3. a) Suggestions**

##### **a-i) General:**

1. Students be familiarised with common errors done in exams.
2. Thorough practice in all type of questions.
3. Value points to be emphasised very clearly.
4. Action verbs to be clearly explained.
5. More practice to be given in application-based questions.
6. Sense of inquiry to be encouraged in students by encouraging them to ask questions (How/Why).
7. Difficult topics to be identified and dealt in detail; till the concept is clear.
8. Revision to be carefully done.
9. Model answers to be provided in some cases.



10. Causes and consequences to be explained, with examples.
11. Students to be given training to read questions properly.
12. More effective use of audio-visual aids.
13. Special test materials to be developed.
14. Selective study to be discouraged.
15. Students to be encouraged to use their own reasoning instead of giving stereo-type answers.
16. Thorough practice to be given to study and interpret the data/ diagrams/ graphs, etc.

*Practice makes a man perfect.*

A probe into **subject-wise** specific list of **remedial suggestions** to correct the common errors has also been prepared for the benefit of the faculty members of our schools. All the subjects are covered under three broad headings. It is expected that still more specific errors will be identified by the faculty members of every school, while analysing the performance of their students.

#### **a-ii) Languages:**

1. Practice be given to the students weak in grammatical areas and structures.
2. Sample Paper be provided for accuracy of facts, etc.
3. Teachers need to be aware of the objectives of teaching different aspects/ skills of language.
4. A conscious development of listening skills in students can lay a strong foundation in imbibing the nuances of the language.
5. To improve comprehension, students can be given graded passages to provide different levels of complexity for improving linguistic competence.
6. For word attack enough practice can be given in puzzling out the meanings of the given words from the text.
7. Practice to be given in reading skills. Skimming and scanning strategies should be cultivated. Students to be encouraged to read material beyond the text to internalise language as a whole.
8. While teaching grammar, a teacher should focus on the functional aspect and its application and apply it in natural situations/contexts.

9. In letter writing, practice to be given on different kinds and variety of topics.
10. More practice is required in writing compositions, and the importance of both content and expression should be brought out, to help the students write better articles.
11. In teaching poetry, teachers should adopt new techniques and strategies through play of words, figures of speech, so that students learn to appreciate poetry.
12. Thorough knowledge (recall of the important points) of the text (Supplementary Reader) should be emphasised.
13. A variety of questions (factual, global, analytical, evaluative, etc.) be framed for practice. Clear idea about the marking scheme be given.
14. More discussion on open-ended questions should be taken care of. Students should be exposed to a lot of extrapolatory questions, to trigger critical and analytical thinking.

These points are applicable to the process of teaching-learning of all the languages: Hindi, Sanskrit, English, etc. However, English being the medium of instruction, an overall **command over English** can help **enhance the performance in all other subjects as well**.

#### **a-iii) Science and Mathematics:**

1. Sufficient practice be given to the students to solve a variety of questions based on the same concept. Parallel questions may be framed by changing statements and situations and given as regular assignments for practice.
2. Sufficient practice should be given in solving sums and numericals.
3. Revision of concepts is very necessary before starting any new topic.
4. Comprehension of concepts is important rather than rote learning/ memorising of concepts.
5. Emphasis to be laid on the basics of the concepts.
6. Teaching-learning of Science/Mathematics needs more of experimenting, exploring and discovering rather than explaining.
7. Students should be given a lot of regular practice with tables/basic formulae to avoid mistakes in simple calculations.



8. Sufficient time should be set aside for revision to take care of careless mistakes (e.g. forget to write the unit of measurement).
9. Visits to Science Centers, Science Museums, Botanical Gardens, Zoological Parks, National Laboratories (Physics/Chemistry), Planetarium, etc., can generate interest in the subject by facilitating conceptual clarity.

*Truth not only must inform but also must inspire. If the inspiration dies out and the information only accumulates, then truth loses its infinity.*

#### **a-iv) Social Sciences:**

1. Thorough practice to be given to study statistical data.
2. Correlation to be established with Current Affairs, National Issues, International Issues.
3. Timeline charts and handy charts should be used while teaching History.
4. Every aspect (different interpretations/explanations) to be clarified while teaching.
5. Selective study should strictly be discouraged.
6. Make frequent use of audio-visual aids (films, etc.) to generate interest in Social Science.
7. Model answers may be given to confusing questions from difficult topics.
8. Action words (explain, compare, trace, etc.) should be clearly explained to students.
9. Causes and consequences to be explained with examples.
10. More practice to be provided for application-based questions.
11. Chapters having more weightage should be given more time. While managing the content, the teachers should be able to grade it.
12. Practice should be given in graph reading and graph making.
13. Practice to be given to read and interpret the diagrams.
14. Sufficient practice to be given in map work (using outline maps). Map filling indicating symbols, proper index and also studying different kinds of maps to be practiced.

15. Classrooms can become lively by involving the children in interactive activities. Group Discussions and Project Methods to be organised to teach difficult concepts.
16. Visit to relevant places (Historical monuments, Museums, Parliament, Planetarium, etc.) can facilitate conceptual clarity in the students.
17. Exposing the students to contemporary leaders of repute (interview, etc.) can facilitate conceptual clarity in the students.

*Education is not the filling of a bucket, but the lighting of a fire.*

### 12.1.3. b) In-service Education

In the process of enumerating remedies for enhancing the performance, in-service education plays a very vital role. This calls for professional development of the task force of our schools. DAV Organisation has a two-pronged strategy to cover this area.

- ◆ To facilitate the teachers in enhancing the quality of teaching-learning process, to meet the challenges of modern education.
- ◆ To sensitise the principals towards building a strong team of focused teachers who feel accountable for improving the performance of students.

The DAV CMC through DAV Centre for Academic Excellence caters to this in coordination with the schools as well as the Public School Cell. **Customised training programmes** are being organised to take care of the special needs of our schools. These programmes have to finally, filter down in such a way that the schools, at their own levels, start a vigorous pursuit of the task of **academic supervision** in order to maintain **effective instructional transaction** in each subject.

## 12.2 Institutional Level

The aim of the DAV Organisation is to expand the assessment repertoire and explore multiple ways to enhance the attainment level of the students. Every institution is expected to join hands in this endeavour. The following aspects need a careful consideration at the institutional level to create a comprehensive feedback system to gauge the effectiveness and efficiency of the schools.

### **12.2. a) Guidance & Counselling for providing awareness to the teachers and parents in the:**

- ◆ Identification of the student's inherent potential.
- ◆ Selection of streams.
- ◆ Identification of individual needs.
- ◆ Framing/Implementing corrective measures.
- ◆ Enhancing the existing performance levels.
- ◆ Creating awareness about the courses and job opportunities based on multiple intelligences.
- ◆ Providing knowledge about the job opportunities available in national and international markets.
- ◆ Sharing tips and action plan for preparing for different entrance exams.

### **12.2. b) Coordination between teachers, students and parents to monitor the :**

- ◆ Attendance of students.
- ◆ Home timetable of students.
- ◆ Conceptual clarity in the content areas.
- ◆ Allocation of assignment in different subjects.
- ◆ Cultivation of examination skills.

### **12.2. c) School-Based Activities for teachers for:**

- ◆ Enlisting difficult topics from the prescribed syllabus.
- ◆ Gaining awareness of the changes in the prescribed syllabus.
- ◆ Preparing a Blue Print and Sample Question Papers along with Marking Schemes.
- ◆ Monitoring the preparation of each and every student.
- ◆ Sorting out and implementing remedial measures.
- ◆ Understanding the psychological issues related to adolescents.

Teachers would require support for developing, updating the above mentioned professional skills. Access to required materials can be arranged. Resources can be pooled and exchange programmes with other schools can also be organised.

**Handle with care! You can make or mar them.**

#### **12.2. d) School-Based Programmes to improve the transaction of curriculum for:**

- ◆ Stimulating thinking skills in children with the help of brainstorming questioning skills.
- ◆ Regular reinforcement to follow the correction work.
- ◆ Regular/Effective use of teaching aids (maps, charts, globe, lab equipment, etc., and interactive board).
- ◆ Regular use of internet for retrieving relevant information.
- ◆ Making project work a regular part of the curriculum.
- ◆ Developing subject labs where they can experiment, explore, prepare scrap-books, charts, graphs, articles, etc.
- ◆ Facilitating students in their preparation for admission/enrolment to professional colleges.

### **12.3 Comprehensive Approach to Evaluation**

Throughout the exercise of Performance Analysis we have tried to draw the attention of our schools towards various ways to further the achievement and enhance the proficiency levels of their students in academic areas.

DAV institutions have been functioning with a noble cause of educating the masses for building a healthy knowledge society and a strong nation. Infact, social service forms the epicentre of all the DAV activities. The missionary zeal with which the institutions have assumed this social responsibility shows commitment to the higher goal of nation-building through special packages.

Education has been carried to the doorsteps of the **needy** and the **under-privileged** and even to the remotest corners of India. The task is uphill, the resource meager, but commitment and zeal are tremendous. The Organisation has been targeting the *jhuggi* clusters as part of its empowerment and rehabilitation programme. The aim is to enable women and children of under-privileged class to survive in society with the help of vocational skills which are provided to them.

Projects focusing on **social concerns** like gender bias, dowry, drives for environmental sustenance, awareness drives for sanitation and cleanliness, have also been taken up by DAV institutions. The Central Board of Secondary Education has joined hands with DAV College Managing Committee to implement its World Bank sponsored Population and Development Education Project in the CBSE affiliated DAV Public Schools, starting with the States of Bihar, Jharkhand, Madhya Pradesh, Chhattisgarh, Rajasthan, Uttar Pradesh, Uttarakhand and Haryana.

DAV Schools have been sensitive to the needs of the people who are suffering. Help in the form of cash or kind is extended to the victims of terrorism, fire accident, earthquake and other natural calamities.

**Value education** forms an integral part of the DAV system of education. To create awareness of Vedic values and ideals, *Charitra Nirman Shivirs* and *Jan Chetna Yatras* are being organised regularly. *Arya Yuva Samaj* has spearheaded a campaign to rejuvenate the missionary consciousness in the youth of today.

DAV Organisation is making a concerted effort for bringing about a social renaissance in Indian village. The concept of *Arya Model Gram* is gaining vogue. *Arya Yuva Clubs* have been formed to stimulate the rural population, who have begun to shoulder the responsibility of disseminating literacy, cultivating a sense of basic hygiene, organising mass marriages, distributing blankets, clothes, etc., constructing public conveniences, organising medical camps, arranging mobile library, etc., to uplift the village life. More than 50 villages have already been adopted by our schools/colleges. The youth have

enthusiastically collected donations to help the needy and poor and provide basic amenities to the villagers.

Keeping in step with the DAV Ideology, our schools are also making a determined bid to bring those **values of personality** within the purview of evaluation, which though important for life, are not being covered by the system of summative evaluation. Infact, the Indian public has begun to identify DAV as educational institutions with **a sound value system on a sound academic base.**

*Destiny is no matter of chance, it is a matter of choice;  
It is not a thing to be waited for, it is a thing to be achieved.*

William Jennings Byron

*May we assemble and march  
forward with a common purpose. May we  
confer together with open minds and work together  
harmoniously for common good.*

*May we pool our thoughts for integrated wisdom  
and always work actuated by higher ideas,  
because, our ancestors achieved their high eminence  
and fortune on account of their unity.*

*//Rig 10.191.2 //*

# ANNEXURES

**Categories of Qualitative Performance of  
Schools within Zones  
Senior Secondary School Examination-2016**

**Outstanding Category  
(≥80)**

SCH_NO	ZONE	SCHOOL NAME	APPR	PASS	COMP	FAIL	PASS_PER	QPI
9904	WB-A	DAV MODEL SCHOOL IIT KHARAGPUR MIDNAPUR WB	49	49	0	0	100.00	88.73
6346	AP-A	DAV PUBLIC SCHOOL ACC COLONY WADI GULBARGA KK	26	26	0	0	100.00	87.31
7052	SA-A	DAV PUBLIC SCHOOL VELACHERY CHENNAI TN	69	69	0	0	100.00	86.75
8378	OR-B	DAV PUB SCHOOL CHANDRASEKHARPUR BHUBANESWAR OD	284	284	0	0	100.00	86.37
8305	OR-B	DAV PUBLIC SCHOOL UNIT VIII BHUBANESHWAR OD	256	256	0	0	100.00	85.62
8349	OR-B	DAV PUB SCHOOL PARADEEP PPL TOWNSHIP PARADEEP OD	34	34	0	0	100.00	84.42
4583	PB-B	DAV PUBLIC SCHOOL B R S NAGAR LUDHIANA PUNJAB	257	256	1	0	99.61	84.41
8388	OR-B	DAV PUB SCH S VIHAR GOSANI BERHAMPUR GANJAM OD	136	135	0	1	99.26	84.36
53058	OR-B	DAV PUB SCH KALINGA NGR BHUBNESHWAR KHORDHA OD	29	29	0	0	100.00	84.14
6863	MH-B	DAV PUBLIC SCHOOL PUNE MAHARASHTRA	242	242	0	0	100.00	83.99
6898	MH-B	DAV INTL SCH KHARGHAR NAVI MUMBAI MR	77	77	0	0	100.00	83.98
65026	DEL	DAV PUBLIC SCHOOL SRESHTHA VIHAR DELHI	332	331	1	0	99.70	83.85
4100	NCR	DAV PUBLIC SCHOOL SECTOR 14 GURGAON HARYANA	328	326	2	0	99.39	83.75
9703	OR-B	DAV PUBLIC SCHOOL POKHARIPUT BBSR OD	139	139	0	0	100.00	83.67
9080	UP-A	GAIL DAV PUBLIC SCHOOL DIBIYAPUR AURAIYA UP	30	30	0	0	100.00	82.68
25038	PB-A	DAV INTL. SCHOOL VERKA CHOWK AMRITSAR PB	179	179	0	0	100.00	82.46



SCH_NO	ZONE	SCHOOL NAME	APPR	PASS	COMP	FAIL	PASS_PER	QPI
65406	DEL	DAV PUB SCH PUSHPANJALI ENCL. PITAM PURA DL	287	287	0	0	100.00	82.17
8423	WB-A	DAV MODEL SCHOOL DURGAPUR BURDWAN WB	486	486	0	0	100.00	81.90
65392	DEL	KULACHI HANSRAJ MODEL SCHOOL ASHOK VIHAR DELHI	452	449	1	2	99.34	81.48
4350	HP-A	DAV PUBLIC SCHOOL SECTOR - IV NEW SHIMLA HP	194	194	0	0	100.00	81.48
4141	HR-C	O S DAV PUBLIC SCHOOL KAITHAL HARYANA	323	323	0	0	100.00	81.43
4503	PB-A	DAV PUBLIC SCHOOL LAWRENCE ROAD AMRITSAR PB	381	373	6	2	97.90	80.99
65023	DEL	SHAHEED RAJPAL DAV PUB SCH DAYANAND VIHAR DLI	359	355	2	2	98.89	80.64
6800	MH-A	J H AMBANI SCHOOL LODHIVALI CHOWK RAIGAD MR	62	62	0	0	100.00	80.62
65405	DEL	DARBARI LAL DAV MODEL S S S PITAMPURA DELHI	337	334	3	0	99.11	80.20
4381	HP-A	DAV SR SEC PUB SCHOOL LAKKAR BAZAR SHIMLA HP	245	245	0	0	100.00	80.20
4256	HR-C	DAV PUBLIC SCHOOL SEC 3 U E KURUKSHETRA HRY	146	145	1	0	99.32	80.18
4213	HR-F	S B P DAV CENTENARY PUB SCH FATEHABAD HARYANA	115	113	2	0	98.26	80.12

**Very Good Category**  
(70 to < 80)

SCH_NO	ZONE	SCHOOL NAME	APPR	PASS	COMP	FAIL	PASS_PER	QPI
4649	PB-C	DAV PUBLIC SCHOOL KOTKAPURA FARIDKOT PB	55	55	0	0	100.00	79.87
4673	PB-B	DRV DAV CENT PUB SCHOOL PHILLAUER JALANDHAR PB	67	67	0	0	100.00	79.69
65541	DEL	DAV CENTENARY PUB SCH PASCHIM ENCL.ROHTAK RD ND	134	134	0	0	100.00	79.66
4376	HP-A	BHAGIRATHI DASS DAV PUB SCH DHARAMSHALA HP	45	45	0	0	100.00	79.46
6074	AP-A	DAV PUBLIC SCHOOL R K PURAM HYDERABAD TL	40	40	0	0	100.00	78.95
53072	OR-B	LR DAV PUB SCH GANDARPUR CUTTACK OD	75	74	0	1	98.67	78.68

SCH_NO	ZONE	SCHOOL NAME	APPR	PASS	COMP	FAIL	PASS_PER	QPI
8311	OR-A	DAV PUB SCHOOL MCL JAGANNATH AREA ANGUL OD	69	64	3	2	92.75	78.51
4665	PB-C	DAV CENTENARY PUBLIC SCHOOL NABHA PATIALA PB	102	100	2	0	98.04	78.49
65450	DEL	DAV PUBLIC SCHOOL ASHOK VIHAR PHASE IV DELHI	137	136	1	0	99.27	78.35
25217	PB-B	DAV PUB SCH SARABHA NAGAR EXTN LUDHIANA PUNJAB	164	162	2	0	98.78	78.35
8284	BR-C	B R DAV PUB SCHOOL PO BARAUNI R T BEGUSARAI BR	144	143	1	0	99.31	78.30
23080	HP-C	DAV PUBLIC SR SEC SCHOOL BHAROLI DT KANGRA HP	48	48	0	0	100.00	78.29
6842	MH-B	DAV PUBLIC SCHOOL NEW PANVEL NAVI MUMBAI MR	177	174	3	0	98.31	78.21
6844	MH-B	DAV PUBLIC SCHOOL NERUL NAVI MUMBAI MR	202	199	3	0	98.51	78.09
4314	HP-A	DAV PUBLIC SCHOOL PALAMPUR KANGRA HP	78	77	1	0	98.72	78.09
65485	DEL	HANS RAJ MODEL SCHOOL RD 73 PUNJABI BAGH N DELHI	388	380	5	3	97.94	78.03
4575	PB-B	BBMB DAV PUBLIC SCHOOL TALWARA TOWNSHIP PUNJAB	27	27	0	0	100.00	77.96
8380	OR-B	DAV PUBLIC SCHOOL SEC 6 MARKAT NGR CUTTACK OD	202	198	3	1	98.02	77.90
14374	MP-A	DAV BORL PUBLIC SCHOOL BORL TOWNSHIP SAGAR MP	29	28	0	1	96.55	77.90
9009	UP-A	T C DAV PUB SCH BABRALA SAMBHAL UTTAR PRADESH	64	63	0	1	98.44	77.68
65354	DEL	DARBARI LAL DAV MODEL SCH SHALIMAR BAGH DELHI	259	259	0	0	100.00	77.67
65575	DEL	VEDA VYASA DAV PUBLIC SCH VIKASPURI ND	255	251	3	1	98.43	77.62
65646	DEL	DAV PUBLIC SCH SECT B-PKT-1 VASANT KUNJ ND	148	146	2	0	98.65	77.61
4386	HP-B	DAV A VIDYA NIKETAN DARLAGHAT ARKI SOLAN HP	25	25	0	0	100.00	77.56
4323	HP-B	DAV PUBLIC SCHOOL NAHAN SIRMOUR HP	16	16	0	0	100.00	77.38
9502	JH-F	DAV PUB SCH BISTUPUR JAMSHEDPUR SINGHBHUM E JH	483	457	18	8	94.62	77.35
53003	OR-A	DAV PUB SCH MCL HQ ANAND VR BURLA SAMBALPUR OD	128	125	3	0	97.66	77.26
8143	JH-D	DAV PUBLIC SCH N T S BARKAKHANA HAZARIBAGH JH	112	112	0	0	100.00	77.14

SCH_NO	ZONE	SCHOOL NAME	APPR	PASS	COMP	FAIL	PASS_PER	QPI
6214	AP-A	DAV PUBLIC SCHOOL KUKATPALLY HYDERABAD TL	24	24	0	0	100.00	76.98
6843	MH-B	DAV PUBLIC SCHOOL AIROLI NAVI MUMBAI MR	174	169	5	0	97.13	76.96
25099	PB-B	M D D MODEL SCHOOL NAKODAR DISTT JALANDHAR PB	28	28	0	0	100.00	76.66
8382	OR-A	DAV PUBLIC SCHOOL ROURKELA DT SUNDERGARH OD	114	114	0	0	100.00	76.59
4923	HR-D	K B DAV CENTENARY PUB SCH SEC 7-B CHANDIGARH	177	171	6	0	96.61	76.53
4398	HP-C	DAV PUBLIC SCHOOL GREYOH SARKHA GHAT MANDI HP	25	25	0	0	100.00	76.34
8240	BR-A	DAV PUBLIC SCHOOL B S E B COLONY PATNA BIHAR	1279	1266	9	4	98.98	76.30
8163	JH-F	DAV PUBLIC SCHOOL CCL KATHARA BOKARO JHARKHAND	53	51	1	1	96.23	76.29
4344	HP-B	DAYANAND PUBLIC SCHOOL THE MALL SHIMLA HP	104	102	2	0	98.08	76.23
53036	OR-B	DAV PUBLIC SCHOOL SOVARAMPUR BALASORE OD	26	26	0	0	100.00	76.22
3346	MP-A	DAV PUB SCH SECL BARTUNGA CHIRIMIRI KOREA CG	47	45	2	0	95.74	76.16
56004	WB-A	DAV PUBLIC SCHOOL D B ROAD MIDNAPUR WB	43	41	1	1	95.35	76.06
4352	HP-A	DAV PUBLIC SCHOOL HAMIRPUR HP	88	86	2	0	97.73	76.05
8385	OR-A	DAV PUB SCH MCL KALINGA RD MAHENDRAPUR ANGUL OD	110	109	1	0	99.09	75.99
8234	BR-C	DAV PUB SCH KHABRA PO MIRZAPUR MUZAFFARPUR BIHAR	53	50	3	0	94.34	75.97
65805	DEL	DAV PUBLIC SCH KAILASH HILLS EOK ND-65	122	122	0	0	100.00	75.91
53001	OR-B	DAV PUB SCH NTPC/TTPS TALCHER THERMAL ANGUL OD	27	27	0	0	100.00	75.90
8239	JH-D	PVSS DAV PUB SCH JHUMRITELAIYA KODERMA JHARKHAND	99	99	0	0	100.00	75.90
4584	PB-D	R B DAV SR SEC PUBLIC SCHOOL BHATINDA PUNJAB	118	113	5	0	95.76	75.79
3436	MP-C	DAV PUBLIC SCHOOL NIGAHI NCL SIDHI MP	60	60	0	0	100.00	75.74
4221	HR-F	DAV CENTENARY PUB SCHOOL URBAN ESTATE JIND HRY	244	233	8	3	95.49	75.69
23075	HP-C	T R DAV PUB SR SEC SCH PO KANGOO HAMIRPUR HP	63	63	0	0	100.00	75.69

SCH_NO	ZONE	SCHOOL NAME	APPR	PASS	COMP	FAIL	PASS_PER	QPI
50191	BR-C	DAV PUBLIC SCHOOL SARA MOHANPUR DARBHANGA BIHAR	7	6	1	0	85.71	75.69
8007	JH-C	DAV PUBLIC SCH BCCL KOYLA NGR DHANBAD JHARKHAND	457	452	4	1	98.91	75.64
20465	HR-F	DAV CENTENARY PUB SCHOOL NILOKHERI KARNAL HRY	18	18	0	0	100.00	75.57
65556	DEL	DAV PUB SCHOOL CHANDER NGR JANAK PURI NEW DLI	73	71	2	0	97.26	75.50
8233	JH-B	DAV KAPIL DEV PUB SCHOOL KADRU RANCHI JH	411	401	10	0	97.57	75.19
25001	PB-C	DAV PUBLIC SCHOOL PHASE X MOHALI PUNJAB	53	49	4	0	92.45	75.18
3833	NCR	DAV PUBLIC SCHOOL SECTOR 37 FARIDABAD HARYANA	198	188	8	2	94.95	75.16
16277	RJ-A	DAV HZ SR SEC SCH RAJPURA DARIBA RAJSAMAND RAJ	15	15	0	0	100.00	74.97
9910	WB-A	DAV PUBLIC SCHOOL DVC MTPS BANKURA WB	48	44	2	2	91.67	74.90
3343	MP-A	DAV PUB SCH SECL KUSMUNDA KORBA CG	52	51	1	0	98.08	74.82
4371	HP-A	DAV PUBLIC SCHOOL BILASPUR HP	70	68	2	0	97.14	74.78
8237	JH-B	M K DAV PUB SCH CHIANKI DALTONGANJ PALAMAU JH	260	260	0	0	100.00	74.69
23017	HP-A	DAV PUBLIC SCHOOL GHUMARWIN BILASPUR HP	41	38	3	0	92.68	74.67
23048	HP-E	DAV PUBLIC SCHOOL MOH-HARDASPURA DT CHAMBA HP	35	35	0	0	100.00	74.66
4589	PB-C	DAV PUBLIC SCHOOL PATIALA PUNJAB	165	158	5	2	95.76	74.64
65337	DEL	A G DAV CENTENARY PUB SCH MODEL TOWN DELHI	108	105	2	1	97.22	74.63
8281	JH-D	DAV PUBLIC SCHOOL CANARY HILL ROAD HAZARIBAGH JH	470	460	9	1	97.87	74.58
4016	NCR	DAV PUBLIC SCHOOL SECTOR 14 FARIDABAD HARYANA	319	301	15	3	94.36	74.53
3232	MP-A	DAV PUBLIC SCHOOL ACC JAMUL DURG CG	61	61	0	0	100.00	74.53
53032	OR-B	DAV PUB SCH NIMA PARA PURI OD	7	7	0	0	100.00	74.34
4377	HP-A	DAV PUBLIC SCHOOL AMBOTA UNA HIMACHAL PRADESH	61	61	0	0	100.00	74.33
8232	JH-B	DAV PUBLIC SCHOOL GANDHI NAGAR CCL RANCHI JH	336	331	4	1	98.51	74.31

SCH_NO	ZONE	SCHOOL NAME	APPR	PASS	COMP	FAIL	PASS_PER	QPI
3189	MP-A	DAV PUBLIC SCHOOL VASANT VIHAR BILASPUR CG	175	168	6	1	96.00	74.28
65381	DEL	DAV PUBLIC SCHOOL SECTOR VII ROHINI DELHI	236	231	4	1	97.88	74.16
4116	HR-B	K L ARYA DAV PUBLIC SCHOOL HISSAR HARYANA	224	214	8	2	95.54	74.14
6868	MH-A	PETROCHEMICALS VIDAYALAYA RAIGAD MAHARASHTRA	18	18	0	0	100.00	74.09
4205	NCR	DAV PUBLIC SCHOOL SAINIK COLONY FARIDABAD HRY	172	166	4	2	96.51	73.95
8078	BR-C	DAV PUB SCH URVARAK NGR HFC BARAUNI BEGUSARAI BR	34	32	1	1	94.12	73.94
3375	MP-A	DAV PUBLIC SCHOOL SECL CHHAL DT RAIGARH CG	43	42	1	0	97.67	73.86
4728	PB-B	LALA J N DAV MODEL SCH KABIR NAGAR JALANDHAR PB	43	43	0	0	100.00	73.77
50183	BR-C	MNJ DAV PUB SCH BEHAT JHANJHARPUR MADHUBANI BR	11	11	0	0	100.00	73.64
3904	HR-E	POLICE DAV PUBLIC SCHOOL AMBALA CITY HARYANA	87	87	0	0	100.00	73.63
8177	BR-C	SHYAMLAL DAV PUB SCH RAJENDRA NGR KHAGARIA BR	9	9	0	0	100.00	73.60
4877	CH	DAV PUBLIC SCHOOL SECTOR 8-C CHANDIGARH	87	82	3	2	94.25	73.52
65047	DEL	DAV PUB SCH PKT-C LIG FLATS EAST OF LONI RD DL	23	23	0	0	100.00	73.47
8880	UP-B	DAV PUBLIC SCHOOL DEFENCE COLONY DEHRADUN UK	172	168	4	0	97.67	73.35
54631	JH-A	DAV PUBLIC SCHOOL ROBERTSGANJ SONEBHADRA UP	43	43	0	0	100.00	73.27
8833	JH-A	DAV PUBLIC SCHOOL A T P ANPARA SONEBHADRA UP	89	85	4	0	95.51	73.17
4330	HP-C	DAV CENTENARY PUB SCH JAWAHAR NAGAR MANDI HP	89	83	6	0	93.26	73.14
23032	HP-C	DAV PUB SCHOOL SUNDER NAGAR MANDI HP	71	69	2	0	97.18	73.13
10260	MP-A	DAV PUBLIC SCHOOL SECL JRC COMPLEX KORBA CG	51	50	1	0	98.04	73.13
8876	UP-B	DAV CENTENARY PUBLIC SCHOOL KANKHAL HARIDWAR UK	181	175	5	1	96.69	73.02
4675	PB-D	S D K L DAV CENTENARY PUBLIC SCHOOL MANSA PB	146	134	7	5	91.78	72.97
4713	PB-B	S V J C DAV PUBLIC SCHOOL DASUYA HOSHIARPUR PB	29	27	2	0	93.10	72.95

SCH_NO	ZONE	SCHOOL NAME	APPR	PASS	COMP	FAIL	PASS_PER	QPI
4122	NCR	DAV CENTENARY PUB SCHOOL ROHTAK HARYANA	255	223	25	7	87.45	72.91
4789	PB-D	J N J DAV PUB SCHOOL GIDDARBAHA MUKTSAR PB	52	48	4	0	92.31	72.89
65654	DEL	SURAJ BHAN DAV PUBLIC SCH VASANT VIHAR ND	171	171	0	0	100.00	72.69
10318	MP-A	MONNET DAV PUB SCH M I E L TOWNSHIP RAIGARH CG	34	34	0	0	100.00	72.43
8110	JH-D	TATA DAV PUB SCHOOL TISCO HAZARIBAGH JHARKHAND	94	93	1	0	98.94	72.36
8192	JH-F	DAV PUB SCHOOL PO SWANG COLLIERY CCL BOKARO JH	87	87	0	0	100.00	72.32
4359	HP-B	M R A DAV PUBLIC SCHOOL ANAND COMPLEX SOLAN HP	112	109	2	1	97.32	72.31
8287	JH-D	AGRASEN DAV PUB SCH BHARECH NGR HAZARIBAGH JH	121	120	1	0	99.17	72.30
3670	RJ-B	DAV PUBLIC SCHOOL TALWANDI KOTA RAJASTHAN	451	382	32	37	84.70	72.22
65348	DEL	DAV CENT PUB SCH SEC B4 PKT-5 DDA PRJ NARELA ND	172	164	6	2	95.35	72.11
4351	HP-E	M C M DAV SR SEC PUB SCH BAGHNI DT KANGRA HP	60	55	5	0	91.67	72.10
52014	JH-E	G D DAV PUB SCH BHANDARKOLA SATAR RD DEOGARH JH	117	98	16	3	83.76	72.07
52078	JH-B	DAV PUB SCH LOHARDAGA ROAD GUMLA JHARKHAND	48	48	0	0	100.00	72.06
65048	DEL	S S LATA SETHI DAV PUB SCH MAUSAM VIHAR DELHI	170	164	6	0	96.47	72.03
8014	JH-C	DAV PUBLIC SCHOOL SECTOR-IV B S CITY BOKARO JH	678	674	4	0	99.41	71.89
3432	MP-A	DAV BURHAR PUB SCHOOL PAKARIA BURHAR SHAHDOL MP	58	58	0	0	100.00	71.88
3492	MP-A	DAV PUB SCH BHATGAON AREA SECL SURGUJA CG	58	54	4	0	93.10	71.87
8298	JH-E	DAV PUBLIC SCHOOL SP MINES CHITRA DEOGHAR JH	16	16	0	0	100.00	71.86
4125	HR-D	DAV CENTENARY PUBLIC SCHOOL SIRSA HARYANA	107	91	12	4	85.05	71.84
8253	JH-B	DAV PUBLIC SCHOOL BARIATU ROAD RANCHI JHARKHAND	344	341	3	0	99.13	71.78
8229	JH-F	DAV PUB SCHOOL TENUGHAT T P S LALPANIA BOKARO JH	30	30	0	0	100.00	71.77

SCH_NO	ZONE	SCHOOL NAME	APPR	PASS	COMP	FAIL	PASS_PER	QPI
3341	MP-A	DAV PUBLIC SCH GEVRA PROJECT DT KORBA CG	93	89	1	3	95.70	71.77
8938	UP-A	N DEV DAV PUB SCHOOL KUMARGANJ FAIZABAD UP	54	51	3	0	94.44	71.76
3808	HR-C	DAV CENTENARY PUB SCH PEHOWA KURUKSHETRA HRY	84	73	9	2	86.90	71.70
8147	JH-B	DAV PUBLIC SCHOOL ITKI ROAD PO HEHAL RANCHI JH	448	424	20	4	94.64	71.68
4203	NCR	DAV PUBLIC SCHOOL BALLABGARH FARIDABAD HARYANA	79	74	3	2	93.67	71.66
8643	NCR	DAV PUB SCH RAJENDER NGR SAHIBABAD GHAZIABAD UP	290	280	7	3	96.55	71.62
4292	HP-D	HANSRAJ PUBLIC SCHOOL SECTOR 6 PANCHKULA HARYANA	37	34	2	1	91.89	71.62
53042	OR-A	DAV PUBLIC SCHOOL JHARSUGUDA OD	48	47	1	0	97.92	71.56
4300	HR-C	DAV PUBLIC SCHOOL PUNDRI KAITHAL HARYANA	94	90	3	1	95.74	71.53
50164	BR-C	DAV PUB SCH PO HARPUR AILOTH SAMASTIPUR BIHAR	41	41	0	0	100.00	71.50
4588	HP-D	B B M B DAV PUB SCH NANGAL TOWNSHIP PUNJAB	87	83	3	1	95.40	71.40
13114	MH-A	TATA CHEM DAV PUB SCH MITHAPUR DWARKA JAMNAGAR	41	41	0	0	100.00	71.39
3385	MP-A	TATA DAV PUB SCHOOL TSCD SONADIH RAIPUR CG	75	69	6	0	92.00	71.34
3234	MP-A	DAV ISPAT SR SEC PUB SCH DALLI RAJHARA DURG CG	112	106	5	1	94.64	71.32
4711	PB-C	S B R DAV PUB SCH TALWANDI BHAI FEROZEPUR PB	51	47	3	1	92.16	71.21
4178	HR-B	M L S DAV PUB SCHOOL NARNAUL MOHINDERGARH HRY	148	118	18	12	79.73	71.16
8282	BR-C	NIKHILSHYAM DAV PUB SCH DUMRA KOTHI SITAMARHI BR	36	32	3	1	88.89	71.13
8832	UP-A	DAV PUBLIC SCHOOL KOTDWAR PAURI UK	179	174	3	2	97.21	71.09
50106	BR-B	DAV PUBLIC SCHOOL LALGANJ BUXAR BIHAR	66	65	1	0	98.48	71.09
56034	WB-A	MDB DAV PUB SCHOOL NH 60 PO KESIAKOLE BANKURA WB	86	86	0	0	100.00	71.03
3417	MP-A	DAV PUBLIC SCHOOL SECL BISHRAMPUR SURGUJA CG	130	118	12	0	90.77	71.01

SCH_NO	ZONE	SCHOOL NAME	APPR	PASS	COMP	FAIL	PASS_PER	QPI
4126	NCR	DAV MULTIPURPOSE PUB SCH SECTOR 15 SONIPAT HRY	132	125	5	2	94.70	71.01
4826	CH	DAV MODEL SCHOOL SECTOR 15-A CHANDIGARH	183	165	14	4	90.16	70.96
8373	OR-A	DAV PUB SCHOOL BANDHABAHAL BELPAHAR SAMBALPUR OD	51	51	0	0	100.00	70.95
10290	MP-A	DAV PUBLIC SCHOOL SECL JHILIMILI KORIYA CG	30	28	2	0	93.33	70.87
76006	DEL	DAV PUBLIC SCH. JASOLA VIHAR NEW DELHI	107	106	0	1	99.07	70.83
56007	WB-A	RANIGANJ LIONS JDM CHANANI DAV PUB SCH BURDWAN	57	55	2	0	96.49	70.79
58016	JH-B	S R DAV PUBLIC SCHOOL PUNDAG RANCHI JHARKHAND	57	57	0	0	100.00	70.78
4009	HR-D	DAV SR PUBLIC SCHOOL SURAJPUR PANCHKULA HRY	102	98	4	0	96.08	70.64
25499	PB-C	DAV PUB SR SEC SCH KAKRALA SAMANA PATIALA PB	24	20	3	1	83.33	70.59
8714	NCR	SARLA CHOPRA DAV CEN PUB SCH SEC 56 NOIDA UP	179	177	1	1	98.88	70.59
25047	PB-C	DAV PUBLIC SCHOOL PATRAN DT PATIALA PB	102	96	6	0	94.12	70.56
8199	JH-F	BRL DAV PUB SCHOOL BHANDARIDAH BOKARO JHARKHAND	161	161	0	0	100.00	70.52
8214	JH-F	S J DAV PUB SCH CHAIBASHA SINGHBHUM W JHARKHAND	82	79	1	2	96.34	70.50
3227	MP-A	DAV PUBLIC SCHOOL HUDCO BHILAI DURG CG	152	141	9	2	92.76	70.45
8248	JH-D	DAV PUB SCHOOL TAPIN NORTH HAZARIBAGH JHARKHAND	6	5	1	0	83.33	70.43
3676	RJ-A	MANGALAM DAV PUBLIC SCHOOL MORAK KOTA RAJ	75	66	5	4	88.00	70.43
50001	BR-C	DAV PUB SCH NR BMP CAMPUS PO DUMRI BEGUSARAI BR	52	51	1	0	98.08	70.36
8200	BR-B	DAV PUBLIC SCHOOL CANTONMENT AREA GAYA BIHAR	243	236	5	2	97.12	70.36
9523	JH-F	DAV PUBLIC SCHOOL ADITYAPUR SINGHBHUM W JH	194	179	12	3	92.27	70.36
4085	HP-D	DAV SR SEC PUB SCHOOL SECTOR 8 PANCHKULA HRY	45	43	2	0	95.56	70.34
3326	MP-A	DAV ACC PUBLIC SCHOOL KATNI MP	14	13	1	0	92.86	70.26
3328	MP-A	DAV CENTENARY PUB SCH KUTESHWAR DT KATNI MP	29	25	4	0	86.21	70.14
4331	HP-A	DAV CENTENARY PUBLIC SCHOOL UNA HP	200	186	9	5	93.00	70.13



SCH_NO	ZONE	SCHOOL NAME	APPR	PASS	COMP	FAIL	PASS_PER	QPI
8033	JH-F	DAV PUBLIC SCHOOL DHORI C C L BOKARO JHARKHAND	109	109	0	0	100.00	70.08
8903	NCR	DAV PUBLIC SCH PRATAP VIHAR GHAZIABAD UP	109	102	6	1	93.58	70.01

**Good Category**  
(60 to < 70)

SCH_NO	ZONE	SCHOOL NAME	APPR	PASS	COMP	FAIL	PASS_PER	QPI
4629	PB-C	L I D G DAV CENT. PUB SCHOOL JALALABAD(W) PB	87	76	10	1	87.36	69.98
4627	PB-D	DAV EDWARD GANJ PUBLIC SCHOOL MALOUT PUNJAB	129	114	12	3	88.37	69.85
4672	PB-C	H M DAV PUB SCHOOL MALWAL RD FEROZEPUR CITY PB	51	49	2	0	96.08	69.79
4582	PB-C	DAV CENTENARY PUBLIC SCHOOL MALERKOTLA PUNJAB	72	65	4	3	90.28	69.78
52088	JH-E	SAVITRI DEVI DAV PUB SCH PO & DISTT JAMTARA JH	70	59	10	1	84.29	69.77
56021	WB-A	DAV PUB SCHOOL KANYAPUR ASANSOL BARDDHAMAN WB	225	215	7	3	95.56	69.77
4056	HR-D	CHAMANLAL DAV SR PUB SCH PANCHKULA HRY	70	67	3	0	95.71	69.67
53066	OR-A	DAV PUB SCH KANSHBAHAL RAJGANGPUR SUNDARGARH OD	40	40	0	0	100.00	69.62
4522	PB-A	L R S DAV SR SEC MODEL SCHOOL ABOHAR PB	173	154	13	6	89.02	69.43
10248	MP-A	MONNET DAV PUBLIC SCHOOL MANDIR HASAUD RAIPUR CG	25	24	0	1	96.00	69.37
4209	HR-F	DAV CENTENARY PUB SCHOOL SEC 11-12 PANIPAT HRY	146	136	5	5	93.15	69.37
8470	WB-A	DAV PUBLIC SCHOOL ROOP NARAYANPUR BURDWAN WB	180	172	5	3	95.56	69.36
4316	HP-B	DAV SIRMOUR PUBLIC SCHOOL PAONTA SAHIB HP	74	65	6	3	87.84	69.18
4763	PB-B	DAYANAND MODEL SCHOOL MODEL TOWN JALANDHAR PB	64	60	3	1	93.75	69.18
3568	RJ-A	DAV ACC SR SEC PUB SCHOOL LAKHERI DT BUNDI RAJ	26	20	5	1	76.92	69.14
4353	HP-A	DAV PUBLIC SCHOOL DEHRA GOPIPUR KANGRA HP	118	114	3	1	96.61	69.07

SCH_NO	ZONE	SCHOOL NAME	APPR	PASS	COMP	FAIL	PASS_PER	QPI
20005	HR-F	DAV CENT PUB SCHOOL JAKHAL MANDI FATEHABAD HRY	87	70	12	5	80.46	69.06
3329	MP-A	DAV ACC PUBLIC SCHOOL KYMORE DT KATNI MP	46	40	5	1	86.96	69.03
3632	RJ-B	DAV CENTENARY PUB SCHOOL VAISHALI NAGAR JAIPUR	246	227	14	5	92.28	68.98
4412	PB-B	M H S AGRI COLLEGIATE SCH NAGBANI JAMMU TAWI J&K	182	154	24	4	84.62	68.93
3877	HR-B	R R N DAV PUBLIC SCHOOL VILL-KOSLI REWARI HRY	6	6	0	0	100.00	68.93
9246	MP-C	DAV PUBLIC SCHOOL KHADIA(NCL) SONEBHADRA UP	40	31	5	4	77.50	68.88
4082	HR-E	DAV PUBLIC SCHOOL NARAINGARH HARYANA	144	133	10	1	92.36	68.86
3330	MP-A	JPV DAV PUB SCH FCI GODOWN PURENI CHAKA KATNI MP	58	52	5	1	89.66	68.84
50044	BR-D	DAV PUBLIC SCHOOL PO BARARI BHAGALPUR BIHAR	51	48	2	1	94.12	68.65
8165	JH-F	DAV PUB SCHOOL PO DUGDA COAL WASHERY BOKARO JH	102	102	0	0	100.00	68.63
8588	MP-C	DAV PUBLIC SR SEC SCHOOL BINA SONEBHADRA UP	134	131	3	0	97.76	68.49
50007	BR-B	DAV PUBLIC SCH COLLEGE RD ROTARY CAMPUS GAYA BR	167	162	4	1	97.01	68.46
53098	OR-A	DAV VEDANTA INTL SCHOOL LANJIGARH KALAHANDI OD	1	1	0	0	100.00	68.40
4752	HR-D	DAV PUBLIC SCHOOL RAJPURA PATIALA PUNJAB	45	34	6	5	75.56	68.36
4682	PB-C	SMT K B DAV CENT PUB SCH FAZILKA FEROZEPUR PB	33	30	2	1	90.91	68.29
4145	HR-F	DAV CENTENARY PUB SCH TOHANA FATEHABAD HARYANA	80	62	9	9	77.50	68.28
4273	HR-B	DAV PUBLIC SCHOOL MOHINDERGARH HARYANA	4	3	1	0	75.00	68.25
4089	HR-F	DAV PUBLIC SCHOOL PANIPAT HARYANA	268	221	25	22	82.46	68.22
8222	JH-C	TATA DAV SCHOOL TISCO SIJUA BHELATAND DHANBAD JH	143	140	2	1	97.90	68.20
4301	HP-A	DAV SR SEC PUBLIC SCHOOL BARMANA BILASPUR HP	66	64	2	0	96.97	68.04
4081	HR-E	DAV SR SEC PUBLIC SCHOOL AMBALA CITY HARYANA	353	286	41	26	81.02	67.99
4716	PB-B	POLICE DAV PUB SCH JALANDHAR CANTT PUNJAB	543	504	30	9	92.82	67.97
4600	PB-B	DR D R B DAV CENTENARY PUBLIC SCHOOL BATALA PB	110	99	8	3	90.00	67.96

SCH_NO	ZONE	SCHOOL NAME	APPR	PASS	COMP	FAIL	PASS_PER	QPI
20080	NCR	J P DAV PUB SCH GANAUR SONIPAT HARYANA	85	74	8	3	87.06	67.83
4346	HP-A	I B DAV PUB SCHOOL NARWANA YOL CAMP KANGRA HP	33	31	2	0	93.94	67.70
8202	BR-B	DAV PUBLIC SCHOOL KHETAN LANE JEHANABAD BIHAR	76	73	3	0	96.05	67.67
8331	OR-A	DAV PUB SCH BRAJRAJ NAGAR JHARSUGUDA OD	113	106	3	4	93.81	67.65
4677	PB-C	R K G DAV PUB SCHL GURU HARSAHAI FEROZEPUR PB	69	61	7	1	88.41	67.63
8849	NCR	DAV CENTENARY PUB SCH CHANDER NGR GHAZIABAD UP	126	122	4	0	96.83	67.55
16031	RJ-B	DAV CENTENARY PUBLIC SCHOOL HANUMANGARH RAJ	80	67	10	3	83.75	67.44
3891	HR-D	MATA PUNNA DEVI DAV PUB SCHOOL KALANWALI SIRSA	46	40	6	0	86.96	67.19
8089	JH-F	DAV PUBLIC SCHOOL ACC JHINKPANI SINGHBHUM W JH	14	14	0	0	100.00	67.10
8198	JH-E	DAV PUBLIC SCHOOL URJANAGAR MAHAGAMA GODDA JH	107	106	0	1	99.07	67.09
8020	JH-C	DAV PUBLIC SCHOOL KUSUNDA COLLIERY DHANBAD JH	124	121	3	0	97.58	67.03
4247	HR-B	DAV PUBLIC SCHOOL KANINA MOHINDERGARH HARYANA	29	28	1	0	96.55	67.01
52099	JH-B	N S DAV PUBLIC SCH GOSHALA COMPLEX KANKE RANCHI	64	62	1	1	96.88	66.91
4295	NCR	R R J S DAV PUB SCHOOL TEH PATAUDI GURGAON HRY	55	54	1	0	98.18	66.79
3440	MP-C	DAV PUB SCH JHINGARDAH PROJECT-NCL SIDHI MP	15	14	1	0	93.33	66.68
8155	JH-C	TATA DAV SCHOOL PO JAMADOBA DHANBAD JHARKHAND	138	132	5	1	95.65	66.66
25329	PB-B	J L M DAV PUBLIC SCHOOL HAYAT NAGAR GURDASPUR PB	45	39	4	2	86.67	66.48
8017	JH-C	DAV MODEL SCHOOL CFRI PO F R I DHANBAD JHARKHAND	252	240	9	3	95.24	66.29
3879	HR-F	KALI RAM DAV PUBLIC SCHOOL SAFIDON JIND HRY	127	109	11	7	85.83	66.26
8209	BR-D	DAV PUB SCH DEEPTI NGR NTPC KAHALGAON BHAGALPUR	125	99	23	3	79.20	66.22
20109	HR-D	DAV CENT PUB SCH RADAUR DT. YAMUNA NAGAR HRY	51	47	3	1	92.16	66.22

8890	UP-A	DDM DAV PUBLIC SCHOOL KASHIPUR U S NAGAR UK	53	47	4	2	88.68	66.15
8149	BR-C	DAV CENTENARY PUB SCH KABIRMATH KANDHEWARA SIWAN	151	112	29	10	74.17	66.13
4379	HP-A	DAV PUBLIC SCHOOL ALAMPUR KANGRA HP	52	48	4	0	92.31	66.09
5492	BR-C	DAV PUBLIC SCHOOL RANGIT NAGAR SOUTH SIKKIM	50	43	6	1	86.00	66.03
50034	BR-A	DR DUKHAN RAM DAV PUB SCHOOL DANAPUR PATNA BR	97	94	1	2	96.91	66.01
8122	JH-F	DAV PUBLIC SCHOOL (TISCO) SINGHBHUM W JHARKHAND	78	78	0	0	100.00	65.95
8689	UP-A	DAV PUBLIC SCHOOL UNCHAHAR RAE BARELI UP	86	76	6	4	88.37	65.88
10221	MP-A	LIONS DAV PUB SCH AKALTARA JANJGIR CHAMPA CG	13	13	0	0	100.00	65.85
50010	BR-B	DAV PUBLIC SCHOOL HANSRAJ NAGAR ROHTAS BIHAR	72	60	9	3	83.33	65.80
4528	PB-B	DAYANAND MODEL SR SEC SCHOOL JALANDHAR PUNJAB	181	141	31	9	77.90	65.80
4768	PB-C	B B B DAV PUBLIC SCHOOL MOONAK SANGRUR PB	70	63	6	1	90.00	65.78
8860	JH-A	DAV PUBLIC SCHOOL T P P RIHAND NGR SONEBHADRA UP	74	70	4	0	94.59	65.76
8173	BR-A	DAV PUB SCHOOL CANTT RD KHAGAUH CAMPUS PATNA BR	327	255	57	15	77.98	65.74
23023	HP-A	DAV PUBLIC SCHOOL NAGROTA DT. KANGRA HP	51	50	1	0	98.04	65.62
8064	JH-B	DAV CO-OP SR SEC SCHOOL KHALARI RANCHI JHARKHAND	58	57	0	1	98.28	65.58
4732	PB-A	M K D DAV PUB SCHOOL NESHTA ATTARI AMRITSAR PB	55	50	3	2	90.91	65.44
8036	JH-D	DAV PUBLIC SCHOOL PO RAJRAPPA PROJ HAZARIBAGH JH	131	123	5	3	93.89	65.42
8437	WB-A	ATREYEE DAV PUB SCHOOL MONGALPUR S DINAJPUR WB	71	66	3	2	92.96	65.39
50233	BR-A	DR G L D DAV PUB SCH T NAGAR KANKARBAGH PATNA BR	127	122	3	2	96.06	65.34
3445	MP-C	DAV PUB SCH DUDHICHUA PROJECT JAYANT SIDHI MP	172	165	5	2	95.93	65.26
8221	JH-C	B N S DAV PUB SCHOOL BULAKI RD GIRIDIH JHARKHAND	431	397	26	8	92.11	65.16
8376	OR-A	DAV PUBLIC SCHOOL ITPS BANHARPALLI JHARSUGUDA OD	15	14	1	0	93.33	65.04

SCH_NO	ZONE	SCHOOL NAME	APPR	PASS	COMP	FAIL	PASS_PER	QPI
4058	HR-D	DAV PUBLIC SCHOOL YAMUNA NAGAR HARYANA	122	104	12	6	85.25	64.96
25259	PB-C	POLICE DAV PUBLIC SCHOOL DADHERA DT PATIALA PB	105	82	13	10	78.10	64.92
58006	JH-C	DAV PUBLIC SCHOOL RANGAMATI SINDRI DHANBAD JH	16	15	0	1	93.75	64.90
8164	JH-C	DAV PUBLIC SCHOOL C C L PO BENIADIH GIRIDIH JH	159	150	6	3	94.34	64.69
8285	BR-A	DAV PUBLIC SCHOOL PHULWARI SHARIF PATNA BIHAR	109	94	5	10	86.24	64.59
4099	HR-C	HARYANA POLICE PUBLIC SCHOOL MADHUBAN KARNAL HRY	65	57	8	0	87.69	64.56
8144	JH-B	DAV CENTENARY PUBLIC SCHOOL GARHWA JHARKHAND	30	25	4	1	83.33	64.54
50350	BR-C	U S C D DAV PUBLIC SCHL MAHARAJGANJ SIWAN BR	23	19	3	1	82.61	64.40
4113	HR-C	DAV PUBLIC SCHOOL CHEEKA KAITHAL HARYANA	201	173	16	12	86.07	64.35
8760	NCR	DAV PUBLIC SCHOOL BRIJ VIHAR GHAZIABAD UP	108	97	6	5	89.81	63.78
4756	PB-A	G N D DAV PUB SCHOOL BHIKHIWIND AMRITSAR PB	66	57	5	4	86.36	63.70
52003	JH-E	DAV PUBLIC SCHOOL GOKULPUR PAKUR JHARKHAND	68	56	8	4	82.35	63.69
56008	WB-A	DAV PUB SCH EASTERN COAL FIEL LTD BURDWAN WB	49	48	1	0	97.96	63.68
8228	JH-D	DAV PUBLIC SCHOOL KEDLA CCL HAZARIBAGH JHARKHAND	81	71	10	0	87.65	63.56
4278	NCR	DAV PUBLIC SCHOOL N H 3 N I T FARIDABAD HRY	160	135	19	6	84.38	63.53
8216	BR-B	DAV PUB SCHOOL DHANUPURA ARA BHOJPUR BIHAR	109	82	12	15	75.23	63.50
23028	HP-B	DAV PUB SCH P.O. HATKOTI DT. SHIMLA HP	65	50	13	2	76.92	63.37
20083	HR-F	DAV PUBLIC SCHOOL ASSANDH DT. KARNAL HRY	83	68	12	3	81.93	63.34
3439	MP-C	DAV CENTENARY PUB SCH AMLOHRI PROJ SIDHI MP	79	70	5	4	88.61	63.16
53095	OR-B	DAV PUBLIC SCHOOL PARADEEP JAGATSINGPUR OD	10	10	0	0	100.00	63.10
3369	MP-A	DAV PUBLIC SCHOOL MAJHGAWAN MINES PANNA MP	33	26	5	2	78.79	62.98
20466	HR-F	DAV PUBLIC SCHOOL RATIA DISTT FATEHABAD	45	34	9	2	75.56	62.72
52039	JH-D	DAV PUBLIC SCH SUR VIHAR CCL PO BACHRA CHATRA JH	45	44	1	0	97.78	62.68
50070	BR-B	DAV PUBLIC SCHOOL RATWAR BHABHUA KAIMUR BIHAR	23	15	5	3	65.22	62.60

SCH_NO	ZONE	SCHOOL NAME	APPR	PASS	COMP	FAIL	PASS_PER	QPI
4755	PB-B	S R TANGRI DAV PUB SCHOOL BILGA JALANDHAR PB	51	48	2	1	94.12	62.51
50185	BR-C	DAV PUB SCH NR BMP 6 MALIGHAT MUZAFFARPUR BIHAR	34	25	4	5	73.53	62.50
50028	BR-B	DAV PUB SCH LAJPATRAINGR DEHRI-ON-SONE ROHTAS BR	46	38	8	0	82.61	62.48
10280	MP-A	DAV ISPAT PUBLIC SCHOOL NANDINI TOWNSHIP DURG CG	53	39	8	6	73.58	62.45
9707	OR-A	DAV PUBLIC SCHOOL BASUNDHARA SUNDERGARH OD	1	1	0	0	100.00	62.20
8011	JH-C	DAV PUBLIC SCHOOL MOONIDIH PROJECT DHANBAD JH	260	243	12	5	93.46	62.15
4366	HP-C	DR DEVI CHAND DAV PUBLIC SCHOOL MOHAL KULLU HP	69	52	11	6	75.36	61.69
65549	DEL	JHABBAN LAL DAV PUB SCH PASCHIM VIHAR N DELHI	148	130	10	8	87.84	61.47
4155	HR-E	MAJ R N KAPOOR DAV PUB SCHOOL AMBALA CANTT HRY	161	139	20	2	86.34	61.34
25316	PB-B	RMB DAV CENT PUB SCHL MUSAPUR RD NAWANSHAHAR PB	42	34	6	2	80.95	61.12
8975	UP-A	DAV PUBLIC SCHOOL NTPC VIDYUT NGR G B NAGAR UP	61	49	6	6	80.33	61.01
4397	HP-B	DAV PUBLIC SCHOOL PARWANOO SOLAN HP	63	45	10	8	71.43	60.97
20160	HR-E	DAV CENT PUB SCH BARARA AT SIMBLA AMBALA HRY	51	41	3	7	80.39	60.96
3836	HR-C	C M DAV SR SEC PUB SCH MANDI DABWALI SIRSA HRY	88	71	9	8	80.68	60.69
4105	HR-B	DAV CENTENARY PUB SCHOOL SEC 6 BAHADURGARH HRY	94	75	12	7	79.79	60.61
9043	JH-A	DAV PUBLIC SCHOOL TTPP DT AMBEDKAR NAGAR UP	43	35	3	5	81.40	60.59
4204	NCR	DAV PUBLIC SCHOOL PALWAL FARIDABAD HARYANA	58	37	11	10	63.79	60.52
20069	HR-F	DAV CENT. PUB SCH KAITHAL RD NARWANA JIND HRY	35	29	2	4	82.86	60.43
50014	BR-C	S R DAV PUB SCH CHUNAPUR RD AERODROME PURNIA BR	28	16	9	3	57.14	60.40
3813	HR-B	DAV CENTENARY PUB SCH SAMALKHA PANIPAT HRY	30	25	5	0	83.33	60.20
4608	PB-B	DR M C M DAV PUBLIC SCHOOL PATHANKOT PUNJAB	99	65	21	13	65.66	60.18
8875	UP-A	DAV CENTENARY PUB SCHOOL SHASTRI NAGAR MEERUT UP	242	189	26	27	78.10	60.07

**Satisfactory Category**  
**(55 to < 60)**

SCH_NO	ZONE	SCHOOL NAME	APPR	PASS	COMP	FAIL	PASS_PER	QPI
9251	UP-A	L S D DAV PUB SCHOOL PILKHUWA GHAZIABAD UP	100	84	11	5	84.00	59.92
8887	UP-A	DAV CENTENARY PUBLIC SCHOOL HALDWANI NAINITAL UK	184	141	19	24	76.63	59.88
4622	PB-A	POLICE DAV PUB SCHOOL POLICE LINES AMRITSAR PB	167	121	28	18	72.46	59.78
20127	HR-B	POLICE PUB SCH NEW POLICE LINE COLONY HISSAR HRY	108	91	15	2	84.26	59.75
8010	JH-C	DAV PUB SCH ALKUSA COLLIERY KUSUNDA DHANBAD JH	155	129	22	4	83.23	59.61
8037	JH-D	DAV PUBLIC SCHOOL ARA KUJU AREA HAZARIBAGH JH	129	114	12	3	88.37	59.53
8231	BR-B	DAV PUBLIC SCHOOL DAYANAND VIHAR AURANGABAD BR	46	37	5	4	80.43	59.53
9126	UP-A	DAV PUBLIC SCHOOL MEERUT ROAD BAGHPAT UP	25	20	3	2	80.00	59.48
4722	PB-C	C L SACHDEVA DAV CENT PUB SCH JAITU FARIDKOT PB	9	8	0	1	88.89	59.44
8866	UP-A	SWARUP F DAV PUB SCH MUZAFFARNAGAR UP	97	72	11	14	74.23	59.43
3518	RJ-C	DAV CENTENARY PUBLIC SCHOOL ADARSH NAGAR AJMER	173	128	22	23	73.99	58.94
50003	BR-C	CS DAV PUB SCH CHHATAUNI MOTIHARI E CHAMPARAN BR	28	14	6	8	50.00	58.89
8929	UP-A	SEWA RAM DAV PUB SCH A V COLONY SAHARANPUR UP	196	139	25	32	70.92	58.73
20103	HR-D	DAV PUB SCH PO SADHAURA DT. YAMUNA NAGAR HRY	19	15	2	2	78.95	58.68
52032	JH-B	DAV PUBLIC SCHOOL PO PANDRIPANI SIMDEGA JH	27	27	0	0	100.00	58.67
8300	JH-B	M B DAV PUBLIC SCHOOL LOHARDAGA JHARKHAND	130	88	26	16	67.69	58.62
25055	PB-B	DAV PUBLIC SCHOOL KHANNA PB	17	9	6	2	52.94	58.11
50059	BR-D	DAV PUBLIC SCHOOL PURAB SARAI MUNGER BIHAR	30	21	3	6	70.00	58.07
53083	OR-B	DAV PUBLIC SCHOOL SAIL-RMD BOLANI KEONJHAR OD	30	23	3	4	76.67	57.63

SCH_NO	ZONE	SCHOOL NAME	APPR	PASS	COMP	FAIL	PASS_PER	QPI
50040	BR-B	DAV PUB SCH PO MAHANANDPUR BR SHARIF NALANDA BR	36	26	5	5	72.22	57.31
3897	HR-C	DAV CENTENARY PUBLIC SCHOOL SIWAN KAITHAL HRY	21	18	2	1	85.71	57.17
4395	HP-D	M I A DAV PUBLIC SCHOOL MEHATPUR UNA HP	62	42	11	9	67.74	57.16
52017	JH-B	S S DAV CENTENARY PUB SCHOOL KHUNTI RANCHI JH	102	87	11	4	85.29	57.07
58004	JH-C	DAV PUBLIC SCH SEC-VI B S CITY BOKARO JHARKHAND	173	160	10	3	92.49	57.03
8266	JH-F	DAV PUBLIC SCHOOL GUA RMD SAIL SINGHBHUM W JH	8	7	0	1	87.50	56.93
3911	HR-C	ANIL KR DAV PUB SCH ISMAILABAD KURUKSHETRA HRY	80	66	6	8	82.50	56.85
54698	UP-A	DAV PUBLIC SCH RASOOLPUR BEHAT RD SAHARANPUR UP	24	18	5	1	75.00	56.60
8146	JH-C	DAV CENTENARY PUBLIC SCHOOL BANIAHIR DHANBAD JH	256	217	16	23	84.77	56.48
23054	HP-E	DAV PUBLIC SCHOOL VPO TIARA DT KANGRA HP	20	12	6	2	60.00	55.56

**Needs Improvement Category**  
(**<55**)

SCH_NO	ZONE	SCHOOL NAME	APPR	PASS	COMP	FAIL	PASS_PER	QPI
5116	WB-A	DAV PUBLIC SCHOOL IMPHAL SANGAKPHAM MANIPUR	232	147	52	33	63.36	54.90
23002	HP-B	DAV CENT PUBLIC SCHOOL KOT KHAI SHIMLA HP	32	18	11	3	56.25	54.68
4759	PB-B	KULWANT RAI JAIN DAV PUB SCH DEF CLY KAPURTHALA	69	44	6	19	63.77	53.84
65878	DEL	C L BHALLA DAYANAND MODEL SCH JHANDEWALAN N DLI	105	67	23	15	63.81	53.59
9226	UP-A	DAV PUBLIC SCHOOL DELHI ROAD HAPUR UP	22	17	2	3	77.27	52.92
58017	JH-F	TSDAV PUB SCH BAHARAGORA GHATSILA E SINGHBHUM JH	6	3	2	1	50.00	52.20
52093	JH-F	DAV PUBLIC SCHOOL PO GIDI-A CCL HAZARIBAGH JH	25	16	6	3	64.00	52.16



SCH_NO	ZONE	SCHOOL NAME	APPR	PASS	COMP	FAIL	PASS_PER	QPI
54364	UP-A	S F DAV PUB SCH G T RD MANSURPUR MUZAFFARNGR UP	39	21	7	11	53.85	52.15
20325	HR-C	DAV CENTENARY PUBLIC SCHOOL KARNAL HARYANA	11	6	0	5	54.55	51.87
20120	HR-D	S R D DAV CENT PUB SCHOOL RANIA DT. SIRSA HRY	40	19	8	13	47.50	51.76
4384	HP-B	S D S DAV CENT PUB SCHOOL KUMARHATTI SOLAN HP	22	14	6	2	63.64	51.11
52027	JH-D	DAV PUB SCH URIMARI PO SAYAL HAZARIBAGH JHARKHAND	22	12	6	4	54.55	51.03
4160	NCR	DAV CENTENARY PUBLIC SCH KALANAUR ROHTAK HRY	12	6	3	3	50.00	50.78
50094	BR-C	DAV PUB SCH JAKHRAJ STHAN BARH MOKAMA PATNA BR	20	11	5	4	55.00	50.41
50006	BR-C	DAV PUB SCHOOL M T P S KANTI MUZAFFARPUR BIHAR	3	1	1	1	33.33	47.00
57135	UP-A	DAV PUBLIC SCHOOL TEHSIL-BAZPUR U S NAGAR UK	41	21	7	13	51.22	46.97
25336	PB-B	DAV KRB PUBLIC SCHOOL, KOT ISE KHAN MOGA PB	30	10	6	14	33.33	42.47
57090	UP-A	DAV PUB SCH SHIMLA PISTAU RUDRAPUR U S NGR UK	21	7	1	13	33.33	37.74
53076	OR-A	DAV PUB SCH BHATIPARA TITILAGARH BOLANGIR OD	5	1	0	4	20.00	35.48

## Zone-wise Qualitative Performance of Schools Senior Secondary School Examination—2016

SCH_NO	ZONE	SCHOOL NAME	APPR	PASS	COMP	FAIL	PASS_PER	QPI
6346	AP-A	DAV PUBLIC SCHOOL ACC COLONY WADI GULBARGA KK	26	26	0	0	100.00	87.31
6074	AP-A	DAV PUBLIC SCHOOL R K PURAM HYDERABAD TL	40	40	0	0	100.00	78.95
6214	AP-A	DAV PUBLIC SCHOOL KUKATPALLY HYDERABAD TL	24	24	0	0	100.00	76.98
8240	BR-A	DAV PUBLIC SCHOOL B S E B COLONY PATNA BIHAR	1279	1266	9	4	98.98	76.30
50034	BR-A	DR DUKHAN RAM DAV PUB SCHOOL DANAPUR PATNA BR	97	94	1	2	96.91	66.01
8173	BR-A	DAV PUB SCHOOL CANTT RD KHAGAUH CAMPUS PATNA BR	327	255	57	15	77.98	65.74
50233	BR-A	DR G L D DAV PUB SCH T NAGAR KANKARBAGH PATNA BR	127	122	3	2	96.06	65.34
8285	BR-A	DAV PUBLIC SCHOOL PHULWARI SHARIF PATNA BIHAR	109	94	5	10	86.24	64.59
50106	BR-B	DAV PUBLIC SCHOOL LALGANJ BUXAR BIHAR	66	65	1	0	98.48	71.09
8200	BR-B	DAV PUBLIC SCHOOL CANTONMENT AREA GAYA BIHAR	243	236	5	2	97.12	70.36
50007	BR-B	DAV PUBLIC SCH COLLEGE RD ROTARY CAMPUS GAYA BR	167	162	4	1	97.01	68.46
8202	BR-B	DAV PUBLIC SCHOOL KHETAN LANE JEHANABAD BIHAR	76	73	3	0	96.05	67.67
50010	BR-B	DAV PUBLIC SCHOOL HANSRAJ NAGAR ROHTAS BIHAR	72	60	9	3	83.33	65.80
8216	BR-B	DAV PUB SCHOOL DHANUPURA ARA BHOJPUR BIHAR	109	82	12	15	75.23	63.50
50070	BR-B	DAV PUBLIC SCHOOL RATWAR BHABHUA KAIMUR BIHAR	23	15	5	3	65.22	62.60
50028	BR-B	DAV PUB SCH LAJPATRAINGR DEHRI-ON-SONE ROHTAS BR	46	38	8	0	82.61	62.48
8231	BR-B	DAV PUBLIC SCHOOL DAYANAND VIHAR AURANGABAD BR	46	37	5	4	80.43	59.53
50040	BR-B	DAV PUB SCH PO MAHANANDPUR BR SHARIF NALANDA BR	36	26	5	5	72.22	57.31
8284	BR-C	B R DAV PUB SCHOOL PO BARAUNI R T BEGUSARAI BR	144	143	1	0	99.31	78.30
8234	BR-C	DAV PUB SCH KHABRA PO MIRZAPUR MUZAFFARPUR BIHAR	53	50	3	0	94.34	75.97
50191	BR-C	DAV PUBLIC SCHOOL SARA MOHANPUR DARBHANGA BIHAR	7	6	1	0	85.71	75.69
8078	BR-C	DAV PUB SCH URVARAK NGR HFC BARAUNI BEGUSARAI BR	34	32	1	1	94.12	73.94
50183	BR-C	MNJ DAV PUB SCH BEHAT JHANJHARPUR MADHUBANI BR	11	11	0	0	100.00	73.64
8177	BR-C	SHYAMLAL DAV PUB SCH RAJENDRA NGR KHAGARIA BR	9	9	0	0	100.00	73.60
50164	BR-C	DAV PUB SCH PO HARPUR AILOTH SAMASTIPUR BIHAR	41	41	0	0	100.00	71.50
8282	BR-C	NIKHILSHYAM DAV PUB SCH DUMRA KOTHI SITAMARHI BR	36	32	3	1	88.89	71.13
50001	BR-C	DAV PUB SCH NR BMP CAMPUS PO DUMRI BEGUSARAI BR	52	51	1	0	98.08	70.36

SCH_NO	ZONE	SCHOOL NAME	APPR	PASS	COMP	FAIL	PASS_PER	QPI
8149	BR-C	DAV CENTENARY PUB SCH KABIRMATH KANDHEWARA SIWAN	151	112	29	10	74.17	66.13
5492	BR-C	DAV PUBLIC SCHOOL RANGIT NAGAR SOUTH SIKKIM	50	43	6	1	86.00	66.03
50350	BR-C	U S C D DAV PUBLIC SCHL MAHARAJGANJ SIWAN BR	23	19	3	1	82.61	64.40
50185	BR-C	DAV PUB SCH NR BMP 6 MALIGHAT MUZAFFARPUR BIHAR	34	25	4	5	73.53	62.50
50014	BR-C	S R DAV PUB SCH CHUNAPUR RD AERODROME PURNIA BR	28	16	9	3	57.14	60.40
50003	BR-C	CS DAV PUB SCH CHHATAUNI MOTIHARI E CHAMPARAN BR	28	14	6	8	50.00	58.89
50094	BR-C	DAV PUB SCH JAKHRAJ STHAN BARH MOKAMA PATNA BR	20	11	5	4	55.00	50.41
50006	BR-C	DAV PUB SCHOOL M T P S KANTI MUZAFFARPUR BIHAR	3	1	1	1	33.33	47.00
50044	BR-D	DAV PUBLIC SCHOOL PO BARARI BHAGALPUR BIHAR	51	48	2	1	94.12	68.65
8209	BR-D	DAV PUB SCH DEEPTI NGR NTPC KAHALGAON BHAGALPUR	125	99	23	3	79.20	66.22
50059	BR-D	DAV PUBLIC SCHOOL PURAB SARAI MUNGER BIHAR	30	21	3	6	70.00	58.07
4877	CH	DAV PUBLIC SCHOOL SECTOR 8-C CHANDIGARH	87	82	3	2	94.25	73.52
4826	CH	DAV MODEL SCHOOL SECTOR 15-A CHANDIGARH	183	165	14	4	90.16	70.96
65026	DEL	DAV PUBLIC SCHOOL SRESHTHA VIHAR DELHI	332	331	1	0	99.70	83.85
65406	DEL	DAV PUB SCH PUSHPANJALI ENCL. PITAM PURA DL	287	287	0	0	100.00	82.17
65392	DEL	KULACHI HANSRAJ MODEL SCHOOL ASHOK VIHAR DELHI	452	449	1	2	99.34	81.48
65023	DEL	SHAHEED RAJPAL DAV PUB SCH DAYANAND VIHAR DLI	359	355	2	2	98.89	80.64
65405	DEL	DARBARI LAL DAV MODEL S S S PITAMPURA DELHI	337	334	3	0	99.11	80.20
65541	DEL	DAV CENTENARY PUB SCH PASCHIM ENCL.ROHTAK RD ND	134	134	0	0	100.00	79.66
65450	DEL	DAV PUBLIC SCHOOL ASHOK VIHAR PHASE IV DELHI	137	136	1	0	99.27	78.35
65485	DEL	HANS RAJ MODEL SCHOOL RD 73 PUNJABI BAGH N DELHI	388	380	5	3	97.94	78.03
65354	DEL	DARBARI LAL DAV MODEL SCH SHALIMAR BAGH DELHI	259	259	0	0	100.00	77.67
65575	DEL	VEDA VYASA DAV PUBLIC SCH VIKASPURI ND	255	251	3	1	98.43	77.62
65646	DEL	DAV PUBLIC SCH SECT B-PKT-1 VASANT KUNJ ND	148	146	2	0	98.65	77.61
65805	DEL	DAV PUBLIC SCH KAILASH HILLS EOK ND-65	122	122	0	0	100.00	75.91
65556	DEL	DAV PUB SCHOOL CHANDER NGR JANAK PURI NEW DLI	73	71	2	0	97.26	75.50
65337	DEL	A G DAV CENTENARY PUB SCH MODEL TOWN DELHI	108	105	2	1	97.22	74.63
65381	DEL	DAV PUBLIC SCHOOL SECTOR VII ROHINI DELHI	236	231	4	1	97.88	74.16
65047	DEL	DAV PUB SCH PKT-C LIG FLATS EAST OF LONI RD DL	23	23	0	0	100.00	73.47
65654	DEL	SURAJ BHAN DAV PUBLIC SCH VASANT VIHAR ND	171	171	0	0	100.00	72.69
65348	DEL	DAV CENT PUB SCH SEC B4 PKT-5 DDA PRJ NARELA ND	172	164	6	2	95.35	72.11

SCH_NO	ZONE	SCHOOL NAME	APPR	PASS	COMP	FAIL	PASS_PER	QPI
65048	DEL	S S LATA SETHI DAV PUB SCH MAUSAM VIHAR DELHI	170	164	6	0	96.47	72.03
76006	DEL	DAV PUBLIC SCH. JASOLA VIHAR NEW DELHI	107	106	0	1	99.07	70.83
65549	DEL	JHABBAN LAL DAV PUB SCH PASCHIM VIHAR N DELHI	148	130	10	8	87.84	61.47
65878	DEL	C L BHALLA DAYANAND MODEL SCH JHANDEWALAN N DLI	105	67	23	15	63.81	53.59
4350	HP-A	DAV PUBLIC SCHOOL SECTOR - IV NEW SHIMLA HP	194	194	0	0	100.00	81.48
4381	HP-A	DAV SR SEC PUB SCHOOL LAKKAR BAZAR SHIMLA HP	245	245	0	0	100.00	80.20
4376	HP-A	BHAGIRATHI DASS DAV PUB SCH DHARAMSHALA HP	45	45	0	0	100.00	79.46
4314	HP-A	DAV PUBLIC SCHOOL PALAMPUR KANGRA HP	78	77	1	0	98.72	78.09
4352	HP-A	DAV PUBLIC SCHOOL HAMIRPUR HP	88	86	2	0	97.73	76.05
4371	HP-A	DAV PUBLIC SCHOOL BILASPUR HP	70	68	2	0	97.14	74.78
23017	HP-A	DAV PUBLIC SCHOOL GHUMARWIN BILASPUR HP	41	38	3	0	92.68	74.67
4377	HP-A	DAV PUBLIC SCHOOL AMBOTA UNA HIMACHAL PRADESH	61	61	0	0	100.00	74.33
4331	HP-A	DAV CENTENARY PUBLIC SCHOOL UNA HP	200	186	9	5	93.00	70.13
4353	HP-A	DAV PUBLIC SCHOOL DEHRA GOPIPUR KANGRA HP	118	114	3	1	96.61	69.07
4301	HP-A	DAV SR SEC PUBLIC SCHOOL BARMANA BILASPUR HP	66	64	2	0	96.97	68.04
4346	HP-A	I B DAV PUB SCHOOL NARWANA YOL CAMP KANGRA HP	33	31	2	0	93.94	67.70
4379	HP-A	DAV PUBLIC SCHOOL ALAMPUR KANGRA HP	52	48	4	0	92.31	66.09
23023	HP-A	DAV PUBLIC SCHOOL NAGROTA DT. KANGRA HP	51	50	1	0	98.04	65.62
4386	HP-B	DAV A VIDYA NIKETAN DARLAGHAT ARKI SOLAN HP	25	25	0	0	100.00	77.56
4323	HP-B	DAV PUBLIC SCHOOL NAHAN SIRMOUR HP	16	16	0	0	100.00	77.38
4344	HP-B	DAYANAND PUBLIC SCHOOL THE MALL SHIMLA HP	104	102	2	0	98.08	76.23
4359	HP-B	M R A DAV PUBLIC SCHOOL ANAND COMPLEX SOLAN HP	112	109	2	1	97.32	72.31
4316	HP-B	DAV SIRMOUR PUBLIC SCHOOL PAONTA SAHIB HP	74	65	6	3	87.84	69.18
23028	HP-B	DAV PUB SCH P.O. HATKOTI DT. SHIMLA HP	65	50	13	2	76.92	63.37
4397	HP-B	DAV PUBLIC SCHOOL PARWANOO SOLAN HP	63	45	10	8	71.43	60.97
23002	HP-B	DAV CENT PUBLIC SCHOOL KOT KHAI SHIMLA HP	32	18	11	3	56.25	54.68
4384	HP-B	S D S DAV CENT PUB SCHOOL KUMARHATTI SOLAN HP	22	14	6	2	63.64	51.11
23080	HP-C	DAV PUBLIC SR SEC SCHOOL BHAROLI DT KANGRA HP	48	48	0	0	100.00	78.29
4398	HP-C	DAV PUBLIC SCHOOL GREYOH SARKHA GHAT MANDI HP	25	25	0	0	100.00	76.34
23075	HP-C	T R DAV PUB SR SEC SCH PO KANGOO HAMIRPUR HP	63	63	0	0	100.00	75.69
4330	HP-C	DAV CENTENARY PUB SCH JAWAHAR NAGAR MANDI HP	89	83	6	0	93.26	73.14

SCH_NO	ZONE	SCHOOL NAME	APPR	PASS	COMP	FAIL	PASS_PER	QPI
23032	HP-C	DAV PUB SCHOOL SUNDER NAGAR MANDI HP	71	69	2	0	97.18	73.13
4366	HP-C	DR DEVI CHAND DAV PUBLIC SCHOOL MOHAL KULLU HP	69	52	11	6	75.36	61.69
4292	HP-D	HANSRAJ PUBLIC SCHOOL SECTOR 6 PANCHKULA HARYANA	37	34	2	1	91.89	71.62
4588	HP-D	B B M B DAV PUB SCH NANGAL TOWNSHIP PUNJAB	87	83	3	1	95.40	71.40
4085	HP-D	DAV SR SEC PUB SCHOOL SECTOR 8 PANCHKULA HRY	45	43	2	0	95.56	70.34
4395	HP-D	M I A DAV PUBLIC SCHOOL MEHATPUR UNA HP	62	42	11	9	67.74	57.16
23048	HP-E	DAV PUBLIC SCHOOL MOH-HARDASPURA DT CHAMBA HP	35	35	0	0	100.00	74.66
4351	HP-E	M C M DAV SR SEC PUB SCH BAGHNI DT KANGRA HP	60	55	5	0	91.67	72.10
23054	HP-E	DAV PUBLIC SCHOOL VPO TIARA DT KANGRA HP	20	12	6	2	60.00	55.56
4116	HR-B	K L ARYA DAV PUBLIC SCHOOL HISSAR HARYANA	224	214	8	2	95.54	74.14
4178	HR-B	M L S DAV PUB SCHOOL NARNAUL MOHINDERGARH HRY	148	118	18	12	79.73	71.16
3877	HR-B	R R N DAV PUBLIC SCHOOL VILL- KOSLI REWARI HRY	6	6	0	0	100.00	68.93
4273	HR-B	DAV PUBLIC SCHOOL MOHINDERGARH HARYANA	4	3	1	0	75.00	68.25
4247	HR-B	DAV PUBLIC SCHOOL KANINA MOHINDERGARH HARYANA	29	28	1	0	96.55	67.01
4105	HR-B	DAV CENTENARY PUB SCHOOL SEC 6 BAHADURGARH HRY	94	75	12	7	79.79	60.61
3813	HR-B	DAV CENTENARY PUB SCH SAMALKHA PANIPAT HRY	30	25	5	0	83.33	60.20
20127	HR-B	POLICE PUB SCH NEW POLICE LINE COLONY HISSAR HRY	108	91	15	2	84.26	59.75
4141	HR-C	O S DAV PUBLIC SCHOOL KAITHAL HARYANA	323	323	0	0	100.00	81.43
4256	HR-C	DAV PUBLIC SCHOOL SEC 3 U E KURUKSHETRA HRY	146	145	1	0	99.32	80.18
3808	HR-C	DAV CENTENARY PUB SCH PEHOWA KURUKSHETRA HRY	84	73	9	2	86.90	71.70
4300	HR-C	DAV PUBLIC SCHOOL PUNDRI KAITHAL HARYANA	94	90	3	1	95.74	71.53
4099	HR-C	HARYANA POLICE PUBLIC SCHOOL MADHUBAN KARNAL HRY	65	57	8	0	87.69	64.56
4113	HR-C	DAV PUBLIC SCHOOL CHEEKA KAITHAL HARYANA	201	173	16	12	86.07	64.35
3836	HR-C	C M DAV SR SEC PUB SCH MANDI DABWALI SIRSA HRY	88	71	9	8	80.68	60.69
3897	HR-C	DAV CENTENARY PUBLIC SCHOOL SIWAN KAITHAL HRY	21	18	2	1	85.71	57.17
3911	HR-C	ANIL KR DAV PUB SCH ISMAILABAD KURUKSHETRA HRY	80	66	6	8	82.50	56.85
20325	HR-C	DAV CENTENARY PUBLIC SCHOOL KARNAL HARYANA	11	6	0	5	54.55	51.87
4923	HR-D	K B DAV CENTENARY PUB SCH SEC 7-B CHANDIGARH	177	171	6	0	96.61	76.53
4125	HR-D	DAV CENTENARY PUBLIC SCHOOL SIRSA HARYANA	107	91	12	4	85.05	71.84
4009	HR-D	DAV SR PUBLIC SCHOOL SURAJPUR PANCHKULA HRY	102	98	4	0	96.08	70.64
4056	HR-D	CHAMANLAL DAV SR PUB SCH PANCHKULA HRY	70	67	3	0	95.71	69.67

SCH_NO	ZONE	SCHOOL NAME	APPR	PASS	COMP	FAIL	PASS_PER	QPI
4752	HR-D	DAV PUBLIC SCHOOL RAJPURA PATIALA PUNJAB	45	34	6	5	75.56	68.36
3891	HR-D	MATA PUNNA DEVI DAV PUB SCHOOL KALANWALI SIRSA	46	40	6	0	86.96	67.19
20109	HR-D	DAV CENT PUB SCH RADAUR DT. YAMUNA NAGAR HRY	51	47	3	1	92.16	66.22
4058	HR-D	DAV PUBLIC SCHOOL YAMUNA NAGAR HARYANA	122	104	12	6	85.25	64.96
20103	HR-D	DAV PUB SCH PO SADHAURA DT. YAMUNA NAGAR HRY	19	15	2	2	78.95	58.68
20120	HR-D	S R D DAV CENT PUB SCHOOL RANIA DT. SIRSA HRY	40	19	8	13	47.50	51.76
3904	HR-E	POLICE DAV PUBLIC SCHOOL AMBALA CITY HARYANA	87	87	0	0	100.00	73.63
4082	HR-E	DAV PUBLIC SCHOOL NARAINGARH HARYANA	144	133	10	1	92.36	68.86
4081	HR-E	DAV SR SEC PUBLIC SCHOOL AMBALA CITY HARYANA	353	286	41	26	81.02	67.99
4155	HR-E	MAJ R N KAPOOR DAV PUB SCHOOL AMBALA CANTT HRY	161	139	20	2	86.34	61.34
20160	HR-E	DAV CENT PUB SCH BARARA AT SIMBLA AMBALA HRY	51	41	3	7	80.39	60.96
4213	HR-F	S B P DAV CENTENARY PUB SCH FATEHABAD HARYANA	115	113	2	0	98.26	80.12
4221	HR-F	DAV CENTENARY PUB SCHOOL URBAN ESTATE JIND HRY	244	233	8	3	95.49	75.69
20465	HR-F	DAV CENTENARY PUB SCHOOL NILOKHERI KARNAL HRY	18	18	0	0	100.00	75.57
4209	HR-F	DAV CENTENARY PUB SCHOOL SEC 11-12 PANIPAT HRY	146	136	5	5	93.15	69.37
20005	HR-F	DAV CENT PUB SCHOOL JAKHAL MANDI FATEHABAD HRY	87	70	12	5	80.46	69.06
4145	HR-F	DAV CENTENARY PUB SCH TOHANA FATEHABAD HARYANA	80	62	9	9	77.50	68.28
4089	HR-F	DAV PUBLIC SCHOOL PANIPAT HARYANA	268	221	25	22	82.46	68.22
3879	HR-F	KALI RAM DAV PUBLIC SCHOOL SAFIDON JIND HRY	127	109	11	7	85.83	66.26
20083	HR-F	DAV PUBLIC SCHOOL ASSANDH DT. KARNAL HRY	83	68	12	3	81.93	63.34
20466	HR-F	DAV PUBLIC SCHOOL RATIA DISTT FATEHABAD	45	34	9	2	75.56	62.72
20069	HR-F	DAV CENT. PUB SCH KAITHAL RD NARWANA JIND HRY	35	29	2	4	82.86	60.43
54631	JH-A	DAV PUBLIC SCHOOL ROBERTSGANJ SONEBHADRA UP	43	43	0	0	100.00	73.27
8833	JH-A	DAV PUBLIC SCHOOL A T P ANPARA SONEBHADRA UP	89	85	4	0	95.51	73.17
8860	JH-A	DAV PUBLIC SCHOOL T P P RIHAND NGR SONEBHADRA UP	74	70	4	0	94.59	65.76
9043	JH-A	DAV PUBLIC SCHOOL TTPP DT AMBEDKAR NAGAR UP	43	35	3	5	81.40	60.59
8233	JH-B	DAV KAPIL DEV PUB SCHOOL KADRU RANCHI JH	411	401	10	0	97.57	75.19
8237	JH-B	M K DAV PUB SCH CHIANKI DALTONGANJ PALAMAU JH	260	260	0	0	100.00	74.69
8232	JH-B	DAV PUBLIC SCHOOL GANDHI NAGAR CCL RANCHI JH	336	331	4	1	98.51	74.31
52078	JH-B	DAV PUB SCH LOHARDAGA ROAD GUMLA JHARKHAND	48	48	0	0	100.00	72.06
8253	JH-B	DAV PUBLIC SCHOOL BARIATU ROAD RANCHI JHARKHAND	344	341	3	0	99.13	71.78

SCH_NO	ZONE	SCHOOL NAME	APPR	PASS	COMP	FAIL	PASS_PER	QPI
8147	JH-B	DAV PUBLIC SCHOOL ITKI ROAD PO HEHAL RANCHI JH	448	424	20	4	94.64	71.68
58016	JH-B	S R DAV PUBLIC SCHOOL PUNDAG RANCHI JHARKHAND	57	57	0	0	100.00	70.78
52099	JH-B	N S DAV PUBLIC SCH GOSHALA COMPLEX KANKE RANCHI	64	62	1	1	96.88	66.91
8064	JH-B	DAV CO-OP SR SEC SCHOOL KHALARI RANCHI JHARKHAND	58	57	0	1	98.28	65.58
8144	JH-B	DAV CENTENARY PUBLIC SCHOOL GARHWA JHARKHAND	30	25	4	1	83.33	64.54
52032	JH-B	DAV PUBLIC SCHOOL PO PANDRIPANI SIMDEGA JH	27	27	0	0	100.00	58.67
8300	JH-B	M B DAV PUBLIC SCHOOL LOHARDAGA JHARKHAND	130	88	26	16	67.69	58.62
52017	JH-B	S S DAV CENTENARY PUB SCHOOL KHUNTI RANCHI JH	102	87	11	4	85.29	57.07
8007	JH-C	DAV PUBLIC SCH BCCL KOYLA NGR DHANBAD JHARKHAND	457	452	4	1	98.91	75.64
8014	JH-C	DAV PUBLIC SCHOOL SECTOR-IV B S CITY BOKARO JH	678	674	4	0	99.41	71.89
8222	JH-C	TATA DAV SCHOOL TISCO SIJUA BHELATAND DHANBAD JH	143	140	2	1	97.90	68.20
8020	JH-C	DAV PUBLIC SCHOOL KUSUNDA COLLIERY DHANBAD JH	124	121	3	0	97.58	67.03
8155	JH-C	TATA DAV SCHOOL PO JAMADOBA DHANBAD JHARKHAND	138	132	5	1	95.65	66.66
8017	JH-C	DAV MODEL SCHOOL CFRI PO F R I DHANBAD JHARKHAND	252	240	9	3	95.24	66.29
8221	JH-C	B N S DAV PUB SCHOOL BULAKI RD GIRIDIH JHARKHAND	431	397	26	8	92.11	65.16
58006	JH-C	DAV PUBLIC SCHOOL RANGAMATI SINDRI DHANBAD JH	16	15	0	1	93.75	64.90
8164	JH-C	DAV PUBLIC SCHOOL C C L PO BENIADIH GIRIDIH JH	159	150	6	3	94.34	64.69
8011	JH-C	DAV PUBLIC SCHOOL MOONIDIH PROJECT DHANBAD JH	260	243	12	5	93.46	62.15
8010	JH-C	DAV PUB SCH ALKUSA COLLIERY KUSUNDA DHANBAD JH	155	129	22	4	83.23	59.61
58004	JH-C	DAV PUBLIC SCH SEC-VI B S CITY BOKARO JHARKHAND	173	160	10	3	92.49	57.03
8146	JH-C	DAV CENTENARY PUBLIC SCHOOL BANIAHIR DHANBAD JH	256	217	16	23	84.77	56.48
8143	JH-D	DAV PUBLIC SCH N T S BARKAKHANA HAZARIBAGH JH	112	112	0	0	100.00	77.14
8239	JH-D	PVSS DAV PUB SCH JHUMRITELAIYA KODERMA JHARKHAND	99	99	0	0	100.00	75.90
8281	JH-D	DAV PUBLIC SCHOOL CANARY HILL ROAD HAZARIBAGH JH	470	460	9	1	97.87	74.58
8110	JH-D	TATA DAV PUB SCHOOL TISCO HAZARIBAGH JHARKHAND	94	93	1	0	98.94	72.36
8287	JH-D	AGRASEN DAV PUB SCH BHARECH NGR HAZARIBAGH JH	121	120	1	0	99.17	72.30
8248	JH-D	DAV PUB SCHOOL TAPIN NORTH HAZARIBAGH JHARKHAND	6	5	1	0	83.33	70.43
8036	JH-D	DAV PUBLIC SCHOOL PO RAJRAPPA PROJ HAZARIBAGH JH	131	123	5	3	93.89	65.42
8228	JH-D	DAV PUBLIC SCHOOL KEDLA CCL HAZARIBAGH JHARKHAND	81	71	10	0	87.65	63.56
52039	JH-D	DAV PUBLIC SCH SUR VIHAR CCL PO BACHRA CHATRA JH	45	44	1	0	97.78	62.68
8037	JH-D	DAV PUBLIC SCHOOL ARA KUJU AREA HAZARIBAGH JH	129	114	12	3	88.37	59.53



SCH_NO	ZONE	SCHOOL NAME	APPR	PASS	COMP	FAIL	PASS_PER	QPI
52027	JH-D	DAV PUB SCH URIMARI PO SAYAL HAZARIBAGH JHARKHAND	22	12	6	4	54.55	51.03
52014	JH-E	G D DAV PUB SCH BHANDARKOLA SATAR RD DEOGARH JH	117	98	16	3	83.76	72.07
8298	JH-E	DAV PUBLIC SCHOOL SP MINES CHITRA DEOGHAR JH	16	16	0	0	100.00	71.86
52088	JH-E	SAVITRI DEVI DAV PUB SCH PO & DISTT JAMTARA JH	70	59	10	1	84.29	69.77
8198	JH-E	DAV PUBLIC SCHOOL URJANAGAR MAHAGAMA GODDA JH	107	106	0	1	99.07	67.09
52003	JH-E	DAV PUBLIC SCHOOL GOKULPUR PAKUR JHARKHAND	68	56	8	4	82.35	63.69
9502	JH-F	DAV PUB SCH BISTUPUR JAMSHEDPUR SINGHBHUM E JH	483	457	18	8	94.62	77.35
8163	JH-F	DAV PUBLIC SCHOOL CCL KATHARA BOKARO JHARKHAND	53	51	1	1	96.23	76.29
8192	JH-F	DAV PUB SCHOOL PO SWANG COLLIERY CCL BOKARO JH	87	87	0	0	100.00	72.32
8229	JH-F	DAV PUB SCHOOL TENUGHAT T P S LALPANIA BOKARO JH	30	30	0	0	100.00	71.77
8199	JH-F	BRL DAV PUB SCHOOL BHANDARIDAH BOKARO JHARKHAND	161	161	0	0	100.00	70.52
8214	JH-F	S J DAV PUB SCH CHAIBASHA SINGHBHUM W JHARKHAND	82	79	1	2	96.34	70.50
9523	JH-F	DAV PUBLIC SCHOOL ADITYAPUR SINGHBHUM W JH	194	179	12	3	92.27	70.36
8033	JH-F	DAV PUBLIC SCHOOL DHORI C C L BOKARO JHARKHAND	109	109	0	0	100.00	70.08
8165	JH-F	DAV PUB SCHOOL PO DUGDA COAL WASHERY BOKARO JH	102	102	0	0	100.00	68.63
8089	JH-F	DAV PUBLIC SCHOOL ACC JHINKPANI SINGHBHUM W JH	14	14	0	0	100.00	67.10
8122	JH-F	DAV PUBLIC SCHOOL (TISCO) SINGHBHUM W JHARKHAND	78	78	0	0	100.00	65.95
8266	JH-F	DAV PUBLIC SCHOOL GUA RMD SAIL SINGHBHUM W JH	8	7	0	1	87.50	56.93
58017	JH-F	TS DAV PUB SCH BAHARAGORA GHATSILA E SINGHBHUM JH	6	3	2	1	50.00	52.20
52093	JH-F	DAV PUBLIC SCHOOL PO GIDI-A CCL HAZARIBAGH JH	25	16	6	3	64.00	52.16
6800	MH-A	J H AMBANI SCHOOL LODHIVALI CHOWK RAIGAD MR	62	62	0	0	100.00	80.62
6868	MH-A	PETROCHEMICALS VIDAYALAYA RAIGAD MAHARASHTRA	18	18	0	0	100.00	74.09
13114	MH-A	TATA CHEM DAV PUB SCH MITHAPUR DWARKA JAMNAGAR	41	41	0	0	100.00	71.39
6863	MH-B	DAV PUBLIC SCHOOL PUNE MAHARASHTRA	242	242	0	0	100.00	83.99
6898	MH-B	DAV INTL SCH KHARGHAR NAVI MUMBAI MR	77	77	0	0	100.00	83.98
6842	MH-B	DAV PUBLIC SCHOOL NEW PANVEL NAVI MUMBAI MR	177	174	3	0	98.31	78.21
6844	MH-B	DAV PUBLIC SCHOOL NERUL NAVI MUMBAI MR	202	199	3	0	98.51	78.09
6843	MH-B	DAV PUBLIC SCHOOL AIROLI NAVI MUMBAI MR	174	169	5	0	97.13	76.96
14374	MP-A	DAV BORL PUBLIC SCHOOL BORL TOWNSHIP SAGAR MP	29	28	0	1	96.55	77.90
3346	MP-A	DAV PUB SCH SECL BARTUNGA CHIRIMIRI KOREA CG	47	45	2	0	95.74	76.16
3343	MP-A	DAV PUB SCH SECL KUSMUNDA KORBA CG	52	51	1	0	98.08	74.82



SCH_NO	ZONE	SCHOOL NAME	APPR	PASS	COMP	FAIL	PASS_PER	QPI
3232	MP-A	DAV PUBLIC SCHOOL ACC JAMUL DURG CG	61	61	0	0	100.00	74.53
3189	MP-A	DAV PUBLIC SCHOOL VASANT VIHAR BILASPUR CG	175	168	6	1	96.00	74.28
3375	MP-A	DAV PUBLIC SCHOOL SECL CHHAL DT RAIGARH CG	43	42	1	0	97.67	73.86
10260	MP-A	DAV PUBLIC SCHOOL SECL JRC COMPLEX KORBA CG	51	50	1	0	98.04	73.13
10318	MP-A	MONNET DAV PUB SCH M I E L TOWNSHIP RAIGARH CG	34	34	0	0	100.00	72.43
3432	MP-A	DAV BURHAR PUB SCHOOL PAKARIA BURHAR SHAHDOL MP	58	58	0	0	100.00	71.88
3492	MP-A	DAV PUB SCH BHATGAON AREA SECL SURGUJA CG	58	54	4	0	93.10	71.87
3341	MP-A	DAV PUBLIC SCH GEVRA PROJECT DT KORBA CG	93	89	1	3	95.70	71.77
3385	MP-A	TATA DAV PUB SCHOOL TSCD SONADIH RAIPUR CG	75	69	6	0	92.00	71.34
3234	MP-A	DAV ISPAT SR SEC PUB SCH DALLI RAJHARA DURG CG	112	106	5	1	94.64	71.32
3417	MP-A	DAV PUBLIC SCHOOL SECL BISHRAMPUR SURGUJA CG	130	118	12	0	90.77	71.01
10290	MP-A	DAV PUBLIC SCHOOL SECL JHILIMILI KORIYA CG	30	28	2	0	93.33	70.87
3227	MP-A	DAV PUBLIC SCHOOL HUDCO BHILAI DURG CG	152	141	9	2	92.76	70.45
3326	MP-A	DAV ACC PUBLIC SCHOOL KATNI MP	14	13	1	0	92.86	70.26
3328	MP-A	DAV CENTENARY PUB SCH KUTESHWAR DT KATNI MP	29	25	4	0	86.21	70.14
10248	MP-A	MONNET DAV PUBLIC SCHOOL MANDIR HASAUD RAIPUR CG	25	24	0	1	96.00	69.37
3329	MP-A	DAV ACC PUBLIC SCHOOL KYMORE DT KATNI MP	46	40	5	1	86.96	69.03
3330	MP-A	JPV DAV PUB SCH FCI GODOWN PURENI CHAKA KATNI MP	58	52	5	1	89.66	68.84
10221	MP-A	LIONS DAV PUB SCH AKALTARA JANJGIR CHAMPA CG	13	13	0	0	100.00	65.85
3369	MP-A	DAV PUBLIC SCHOOL MAJHGAWAN MINES PANNA MP	33	26	5	2	78.79	62.98
10280	MP-A	DAV ISPAT PUBLIC SCHOOL NANDINI TOWNSHIP DURG CG	53	39	8	6	73.58	62.45
3436	MP-C	DAV PUBLIC SCHOOL NIGAHI NCL SIDHI MP	60	60	0	0	100.00	75.74
9246	MP-C	DAV PUBLIC SCHOOL KHADIA(NCL) SONEBHADRA UP	40	31	5	4	77.50	68.88
8588	MP-C	DAV PUBLIC SR SEC SCHOOL BINA SONEBHADRA UP	134	131	3	0	97.76	68.49
3440	MP-C	DAV PUB SCH JHINGARDAH PROJECT-NCL SIDHI MP	15	14	1	0	93.33	66.68
3445	MP-C	DAV PUB SCH DUDHICHUA PROJECT JAYANT SIDHI MP	172	165	5	2	95.93	65.26
3439	MP-C	DAV CENTENARY PUB SCH AMLOHRI PROJ SIDHI MP	79	70	5	4	88.61	63.16
4100	NCR	DAV PUBLIC SCHOOL SECTOR 14 GURGAON HARYANA	328	326	2	0	99.39	83.75
3833	NCR	DAV PUBLIC SCHOOL SECTOR 37 FARIDABAD HARYANA	198	188	8	2	94.95	75.16
4016	NCR	DAV PUBLIC SCHOOL SECTOR 14 FARIDABAD HARYANA	319	301	15	3	94.36	74.53
4205	NCR	DAV PUBLIC SCHOOL SAINIK COLONY FARIDABAD HRY	172	166	4	2	96.51	73.95

SCH_NO	ZONE	SCHOOL NAME	APPR	PASS	COMP	FAIL	PASS_PER	QPI
4122	NCR	DAV CENTENARY PUB SCHOOL ROHTAK HARYANA	255	223	25	7	87.45	72.91
4203	NCR	DAV PUBLIC SCHOOL BALLABGARH FARIDABAD HARYANA	79	74	3	2	93.67	71.66
8643	NCR	DAV PUB SCH RAJENDER NGR SAHIBABAD GHAZIABAD UP	290	280	7	3	96.55	71.62
4126	NCR	DAV MULTIPURPOSE PUB SCH SECTOR 15 SONIPAT HRY	132	125	5	2	94.70	71.01
8714	NCR	SARLA CHOPRA DAV CEN PUB SCH SEC 56 NOIDA UP	179	177	1	1	98.88	70.59
8903	NCR	DAV PUBLIC SCH PRATAP VIHAR GHAZIABAD UP	109	102	6	1	93.58	70.01
20080	NCR	J P DAV PUB SCH GANAUR SONIPAT HARYANA	85	74	8	3	87.06	67.83
8849	NCR	DAV CENTENARY PUB SCH CHANDER NGR GHAZIABAD UP	126	122	4	0	96.83	67.55
4295	NCR	R R J S DAV PUB SCHOOL TEH PATAUDI GURGAON HRY	55	54	1	0	98.18	66.79
8760	NCR	DAV PUBLIC SCHOOL BRIJ VIHAR GHAZIABAD UP	108	97	6	5	89.81	63.78
4278	NCR	DAV PUBLIC SCHOOL N H 3 N I T FARIDABAD HRY	160	135	19	6	84.38	63.53
4204	NCR	DAV PUBLIC SCHOOL PALWAL FARIDABAD HARYANA	58	37	11	10	63.79	60.52
4160	NCR	DAV CENTENARY PUBLIC SCH KALANAUR ROHTAK HRY	12	6	3	3	50.00	50.78
8311	OR-A	DAV PUB SCHOOL MCL JAGANNATH AREA ANGUL OD	69	64	3	2	92.75	78.51
53003	OR-A	DAV PUB SCH MCL HQ ANAND VR BURLA SAMBALPUR OD	128	125	3	0	97.66	77.26
8382	OR-A	DAV PUBLIC SCHOOL ROURKELA DT SUNDERGARH OD	114	114	0	0	100.00	76.59
8385	OR-A	DAV PUB SCH MCL KALINGA RD MAHENDRAPUR ANGUL OD	110	109	1	0	99.09	75.99
53042	OR-A	DAV PUBLIC SCHOOL JHARSUGUDA OD	48	47	1	0	97.92	71.56
8373	OR-A	DAV PUB SCHOOL BANDHABAHAL BELPAHAR SAMBALPUR OD	51	51	0	0	100.00	70.95
53066	OR-A	DAV PUB SCH KANSHBAHAL RAJGANGPUR SUNDARGARH OD	40	40	0	0	100.00	69.62
53098	OR-A	DAV VEDANTA INTL SCHOOL LANJIGARH KALAHANDI OD	1	1	0	0	100.00	68.40
8331	OR-A	DAV PUB SCH BRAJRAJ NAGAR JHARSUGUDA OD	113	106	3	4	93.81	67.65
8376	OR-A	DAV PUBLIC SCHOOL ITPS BANHARPALLI JHARSUGUDA OD	15	14	1	0	93.33	65.04
9707	OR-A	DAV PUBLIC SCHOOL BASUNDHARA SUNDERGARH OD	1	1	0	0	100.00	62.20
53076	OR-A	DAV PUB SCH BHATIPARA TITILAGARH BOLANGIR OD	5	1	0	4	20.00	35.48
8378	OR-B	DAV PUB SCHOOL CHANDRASEKHARPUR BHUBANESWAR OD	284	284	0	0	100.00	86.37
8305	OR-B	DAV PUBLIC SCHOOL UNIT VIII BHUBANESHWAR OD	256	256	0	0	100.00	85.62
8349	OR-B	DAV PUB SCHOOL PARADEEP PPL TOWNSHIP PARADEEP OD	34	34	0	0	100.00	84.42
8388	OR-B	DAV PUB SCH S VIHAR GOSANI BERHAMPUR GANJAM OD	136	135	0	1	99.26	84.36
53058	OR-B	DAV PUB SCH KALINGA NGR BHUBNESHWAR KHORDHA OD	29	29	0	0	100.00	84.14

SCH_NO	ZONE	SCHOOL NAME	APPR	PASS	COMP	FAIL	PASS_PER	QPI
9703	OR-B	DAV PUBLIC SCHOOL POKHARIPUT BBSR OD	139	139	0	0	100.00	83.67
53072	OR-B	LR DAV PUB SCH GANDARPUR CUTTACK OD	75	74	0	1	98.67	78.68
8380	OR-B	DAV PUBLIC SCHOOL SEC 6 MARKAT NGR CUTTACK OD	202	198	3	1	98.02	77.90
53036	OR-B	DAV PUBLIC SCHOOL SOVARAMPUR BALASORE OD	26	26	0	0	100.00	76.22
53001	OR-B	DAV PUB SCH NTPC/TTPS TALCHER THERMAL ANGUL OD	27	27	0	0	100.00	75.90
53032	OR-B	DAV PUB SCH NIMA PARA PURI OD	7	7	0	0	100.00	74.34
53095	OR-B	DAV PUBLIC SCHOOL PARADEEP JAGATSINGPUR OD	10	10	0	0	100.00	63.10
53083	OR-B	DAV PUBLIC SCHOOL SAIL-RMD BOLANI KEONJHAR OD	30	23	3	4	76.67	57.63
25038	PB-A	DAV INTL. SCHOOL VERKA CHOWK AMRITSAR PB	179	179	0	0	100.00	82.46
4503	PB-A	DAV PUBLIC SCHOOL LAWRENCE ROAD AMRITSAR PB	381	373	6	2	97.90	80.99
4522	PB-A	L R S DAV SR SEC MODEL SCHOOL ABOHAR PB	173	154	13	6	89.02	69.43
4732	PB-A	M K D DAV PUB SCHOOL NESHTA ATTARI AMRITSAR PB	55	50	3	2	90.91	65.44
4756	PB-A	G N D DAV PUB SCHOOL BHIKHIWIND AMRITSAR PB	66	57	5	4	86.36	63.70
4622	PB-A	POLICE DAV PUB SCHOOL POLICE LINES AMRITSAR PB	167	121	28	18	72.46	59.78
4583	PB-B	DAV PUBLIC SCHOOL B R S NAGAR LUDHIANA PUNJAB	257	256	1	0	99.61	84.41
4673	PB-B	DRV DAV CENT PUB SCHOOL PHILLAR JALANDHAR PB	67	67	0	0	100.00	79.69
25217	PB-B	DAV PUB SCH SARABHA NAGAR EXTN LUDHIANA PUNJAB	164	162	2	0	98.78	78.35
4575	PB-B	BBMB DAV PUBLIC SCHOOL TALWARA TOWNSHIP PUNJAB	27	27	0	0	100.00	77.96
25099	PB-B	M D D MODEL SCHOOL NAKODAR DISTT JALANDHAR PB	28	28	0	0	100.00	76.66
4728	PB-B	LALA J N DAV MODEL SCH KABIR NAGAR JALANDHAR PB	43	43	0	0	100.00	73.77
4713	PB-B	S V J C DAV PUBLIC SCHOOL DASUYA HOSHIARPUR PB	29	27	2	0	93.10	72.95
4763	PB-B	DAYANAND MODEL SCHOOL MODEL TOWN JALANDHAR PB	64	60	3	1	93.75	69.18
4412	PB-B	M H S AGRI COLLEGIATE SCH NAGBANI JAMMU TAWI J&K	182	154	24	4	84.62	68.93
4716	PB-B	POLICE DAV PUB SCH JALANDHAR CANTT PUNJAB	543	504	30	9	92.82	67.97
4600	PB-B	DR D R B DAV CENTENARY PUBLIC SCHOOL BATALA PB	110	99	8	3	90.00	67.96
25329	PB-B	J L M DAV PUBLIC SCHOOL HAYAT NAGAR GURDASPUR PB	45	39	4	2	86.67	66.48
4528	PB-B	DAYANAND MODEL SR SEC SCHOOL JALANDHAR PUNJAB	181	141	31	9	77.90	65.80
4755	PB-B	S R TANGRI DAV PUB SCHOOL BILGA JALANDHAR PB	51	48	2	1	94.12	62.51
25316	PB-B	RMB DAV CENT PUB SCHL MUSAPUR RD NAWANSHAHAHAR PB	42	34	6	2	80.95	61.12
4608	PB-B	DR M C M DAV PUBLIC SCHOOL PATHANKOT PUNJAB	99	65	21	13	65.66	60.18
25055	PB-B	DAV PUBLIC SCHOOL KHANNA PB	17	9	6	2	52.94	58.11

SCH_NO	ZONE	SCHOOL NAME	APPR	PASS	COMP	FAIL	PASS_PER	QPI
4759	PB-B	KULWANT RAI JAIN DAV PUB SCH DEF CLY KAPURTHALA	69	44	6	19	63.77	53.84
25336	PB-B	DAV KRB PUBLIC SCHOOL, KOT ISE KHAN MOGA PB	30	10	6	14	33.33	42.47
4649	PB-C	DAV PUBLIC SCHOOL KOTKAPURA FARIDKOT PB	55	55	0	0	100.00	79.87
4665	PB-C	DAV CENTENARY PUBLIC SCHOOL NABHA PATIALA PB	102	100	2	0	98.04	78.49
25001	PB-C	DAV PUBLIC SCHOOL PHASE X MOHALI PUNJAB	53	49	4	0	92.45	75.18
4589	PB-C	DAV PUBLIC SCHOOL PATIALA PUNJAB	165	158	5	2	95.76	74.64
4711	PB-C	S B R DAV PUB SCH TALWANDI BHAI FEROZEPUR PB	51	47	3	1	92.16	71.21
25499	PB-C	DAV PUB SR SEC SCH KAKRALA SAMANA PATIALA PB	24	20	3	1	83.33	70.59
25047	PB-C	DAV PUBLIC SCHOOL PATRAN DT PATIALA PB	102	96	6	0	94.12	70.56
4629	PB-C	L I D G DAV CENT. PUB SCHOOL JALALABAD(W) PB	87	76	10	1	87.36	69.98
4672	PB-C	H M DAV PUB SCHOOL MALWAL RD FEROZEPUR CITY PB	51	49	2	0	96.08	69.79
4582	PB-C	DAV CENTENARY PUBLIC SCHOOL MALERKOTLA PUNJAB	72	65	4	3	90.28	69.78
4682	PB-C	SMT K B DAV CENT PUB SCH FAZILKA FEROZEPUR PB	33	30	2	1	90.91	68.29
4677	PB-C	R K G DAV PUB SCHL GURU HARSAHAI FEROZEPUR PB	69	61	7	1	88.41	67.63
4768	PB-C	B B B DAV PUBLIC SCHOOL MOONAK SANGRUR PB	70	63	6	1	90.00	65.78
25259	PB-C	POLICE DAV PUBLIC SCHOOL DADHERA DT PATIALA PB	105	82	13	10	78.10	64.92
4722	PB-C	C L SACHDEVA DAV CENT PUB SCH JAITU FARIDKOT PB	9	8	0	1	88.89	59.44
4584	PB-D	R B DAV SR SEC PUBLIC SCHOOL BHATINDA PUNJAB	118	113	5	0	95.76	75.79
4675	PB-D	S D K L DAV CENTENARY PUBLIC SCHOOL MANSA PB	146	134	7	5	91.78	72.97
4789	PB-D	J N J DAV PUB SCHOOL GIDDARBAHA MUKTSAR PB	52	48	4	0	92.31	72.89
4627	PB-D	DAV EDWARD GANJ PUBLIC SCHOOL MALOUT PUNJAB	129	114	12	3	88.37	69.85
16277	RJ-A	DAV HZ SR SEC SCH RAJPURA DARIBA RAJSAMAND RAJ	15	15	0	0	100.00	74.97
3676	RJ-A	MANGALAM DAV PUBLIC SCHOOL MORAK KOTA RAJ	75	66	5	4	88.00	70.43
3568	RJ-A	DAV ACC SR SEC PUB SCHOOL LAKHERI DT BUNDI RAJ	26	20	5	1	76.92	69.14
3670	RJ-B	DAV PUBLIC SCHOOL TALWANDI KOTA RAJASTHAN	451	382	32	37	84.70	72.22
3632	RJ-B	DAV CENTENARY PUB SCHOOL VAISHALI NAGAR JAIPUR	246	227	14	5	92.28	68.98
16031	RJ-B	DAV CENTENARY PUBLIC SCHOOL HANUMANGARH RAJ	80	67	10	3	83.75	67.44
3518	RJ-C	DAV CENTENARY PUBLIC SCHOOL ADARSH NAGAR AJMER	173	128	22	23	73.99	58.94
7052	SA-A	DAV PUBLIC SCHOOL VELACHERY CHENNAI TN	69	69	0	0	100.00	86.75
9080	UP-A	GAIL DAV PUBLIC SCHOOL DIBIYAPUR AURAIYA UP	30	30	0	0	100.00	82.68
9009	UP-A	T C DAV PUB SCH BABRALA SAMBHAL UTTAR PRADESH	64	63	0	1	98.44	77.68

SCH_NO	ZONE	SCHOOL NAME	APPR	PASS	COMP	FAIL	PASS_PER	QPI
8938	UP-A	N DEV DAV PUB SCHOOL KUMARGANJ FAIZABAD UP	54	51	3	0	94.44	71.76
8832	UP-A	DAV PUBLIC SCHOOL KOTDWAR PAURI UK	179	174	3	2	97.21	71.09
8890	UP-A	DDM DAV PUBLIC SCHOOL KASHIPUR U S NAGAR UK	53	47	4	2	88.68	66.15
8689	UP-A	DAV PUBLIC SCHOOL UNCHAHAHAR RAE BARELI UP	86	76	6	4	88.37	65.88
8975	UP-A	DAV PUBLIC SCHOOL NTPC VIDYUT NGR G B NAGAR UP	61	49	6	6	80.33	61.01
8875	UP-A	DAV CENTENARY PUB SCHOOL SHASTRI NAGAR MEERUT UP	242	189	26	27	78.10	60.07
9251	UP-A	L S D DAV PUB SCHOOL PILKHUWA GHAZIABAD UP	100	84	11	5	84.00	59.92
8887	UP-A	DAV CENTENARY PUBLIC SCHOOL HALDWANI NAINITAL UK	184	141	19	24	76.63	59.88
9126	UP-A	DAV PUBLIC SCHOOL MEERUT ROAD BAGHPAT UP	25	20	3	2	80.00	59.48
8866	UP-A	SWARUP F DAV PUB SCH MUZAFFARNAGAR UP	97	72	11	14	74.23	59.43
8929	UP-A	SEWA RAM DAV PUB SCH A V COLONY SAHARANPUR UP	196	139	25	32	70.92	58.73
54698	UP-A	DAV PUBLIC SCH RASOOLPUR BEHAT RD SAHARANPUR UP	24	18	5	1	75.00	56.60
9226	UP-A	DAV PUBLIC SCHOOL DELHI ROAD HAPUR UP	22	17	2	3	77.27	52.92
54364	UP-A	S F DAV PUB SCH G T RD MANSURPUR MUZAFFARNGR UP	39	21	7	11	53.85	52.15
57135	UP-A	DAV PUBLIC SCHOOL TEHSIL-BAZPUR U S NAGAR UK	41	21	7	13	51.22	46.97
57090	UP-A	DAV PUB SCH SHIMLA PISTAU RUDRAPUR U S NGR UK	21	7	1	13	33.33	37.74
8880	UP-B	DAV PUBLIC SCHOOL DEFENCE COLONY DEHRADUN UK	172	168	4	0	97.67	73.35
8876	UP-B	DAV CENTENARY PUBLIC SCHOOL KANKHAL HARIDWAR UK	181	175	5	1	96.69	73.02
9904	WB-A	DAV MODEL SCHOOL IIT KHARAGPUR MIDNAPUR WB	49	49	0	0	100.00	88.73
8423	WB-A	DAV MODEL SCHOOL DURGAPUR BURDWAN WB	486	486	0	0	100.00	81.90
56004	WB-A	DAV PUBLIC SCHOOL D B ROAD MIDNAPUR WB	43	41	1	1	95.35	76.06
9910	WB-A	DAV PUBLIC SCHOOL DVC MTPS BANKURA WB	48	44	2	2	91.67	74.90
56034	WB-A	MDB DAV PUB SCHOOL NH 60 PO KESIAKOLE BANKURA WB	86	86	0	0	100.00	71.03
56007	WB-A	RANIGANJ LIONS JDM CHANANI DAV PUB SCH BURDWAN	57	55	2	0	96.49	70.79
56021	WB-A	DAV PUB SCHOOL KANYAPUR ASANSOL BARDDHAMAN WB	225	215	7	3	95.56	69.77
8470	WB-A	DAV PUBLIC SCHOOL ROOP NARAYANPUR BURDWAN WB	180	172	5	3	95.56	69.36
8437	WB-A	ATREYEE DAV PUB SCHOOL MONGALPUR S DINAJPUR WB	71	66	3	2	92.96	65.39
56008	WB-A	DAV PUB SCH EASTERN COAL FIEL LTD BURDWAN WB	49	48	1	0	97.96	63.68
5116	WB-A	DAV PUBLIC SCHOOL IMPHAL SANGAKPHAM MANIPUR	232	147	52	33	63.36	54.90



**DAV COLLEGE MANAGING COMMITTEE**  
Chitra Gupta Road, New Delhi-110055