

PERFORMANCE ANALYSIS

of

Std XII - CBSE Board Examination – 2013

*Our standards set the course
While students, families and community
Fill the sails with expectations,
As we voyage with the treasure
Of bright, young minds, ready to lead the way to the future.*

Prepared by:

Dr. (Mrs.) Nisha Peshin

*Director, Public Schools
Director, Academics*

Mr. Ashok Kumar Goel

PGT, Computer Science

Special Appreciation

*Mrs. Inder Mani Jain
Ms. Reema Bhugra*



**ओ३म् भूर्भुवः स्वः। तत्सवितुर्वरेण्यं
भर्गो देवस्य धीमहि। धियो यो नः प्रचोदयात्।।**

DAV College Managing Committee

Chitra Gupta Road, New Delhi-55

Contents

<i>Topic</i>	<i>Page No.</i>
<i>Foreword</i>	
<i>Preface</i>	
<i>Introduction</i>	<i>1</i>
<i>I Arena of Educational Activities in DAV</i>	<i>4</i>
<i>II Benchmarking Performance</i>	<i>10</i>
<i>III Result Profile-Quantitative and Qualitative Analysis</i>	<i>16</i>
<i>IV Zone-wise Analysis-Quantitative and Qualitative Assessment</i>	<i>20</i>
<i>V Zone-wise Performance of Students</i>	<i>25</i>
<i>VI Performance Analysis: Subject-wise</i>	<i>27</i>
<i>VII The Pride of DAV</i>	<i>31</i>
<i>VIII Legion of Merit Performers</i>	<i>36</i>
<i>IX The DAV Merit Holders</i>	<i>42</i>
<i>X Success Mantra</i>	<i>51</i>
<i>XI Crusade for Better Performance</i>	<i>57</i>
<i>Annexures</i>	
<i>Category within Zones of Schools Senior Secondary School Examination-2013</i>	<i>i-xiii</i>
<i>Zone-wise Qualitative Performance of Schools Senior Secondary School Examination-2013</i>	<i>xiv-xxv</i>

Foreword



This exercise of result Analysis has been taken up by the Public School Cell since 1998. The lens used in analysing has been inclusive, thoughtful and insightful. I am glad that at the school level too, there has been brainstorming, analysing and assessment of the results, and for this reason the schools have been shown a definite improvement over the past years.

Performance Analysis presents a vivid picture, from all relevant angles of the academic standards achieved by our schools at the Senior Secondary Level. A detailed study of this document will help our schools to review the indicators involved in measuring the performance of students and thus, guide them towards achieving greater excellence.

This document is designed as a stimulus for discussion on the matter. The intent is to generate responses about the concerns raised and to analyse the results at the school level and devise processes aimed at promoting essential improvements in schools.

The major thrust in our efforts is to improve the quality of education in our schools and so, raise the academic performance of the students. True to the DAV philosophy, where modernity blends with tradition, the DAV has focused on the paradigm shift in education. There is more focus on the learners as knowledge creators than on the educator. Today's child in the modern world is to be prepared to learn and manage vast amount of information. We have to encourage in the children a spirit of inquiry to facilitate participative teaching-learning process. Our aim is to empower teachers with knowledge, skills and positive attitudes so that they start using technology as a vital tool in their teaching process and encourage students in attaining these objectives.

I sincerely feel that this study will be a comprehensive and valuable experience for our schools.

A handwritten signature in black ink, appearing to read 'Punam Suri'.

(Punam Suri)

President

DAV College Managing Committee

Preface



The Performance Analysis is designed as a stimulus for discussion. The intent is to elicit responses about the concerns for promoting improvements in school curricular transactions. The document will require teachers to rethink not only about their teaching practices but also the very goals of teaching their subjects and work together to redefine expectations of students' learning and teaching practices.

This year the Performance Analysis has particularly analysed the qualitative performance of students at the Senior Secondary Level in minute detail. It is heartening to note that the students have demonstrated strong academic caliber. Many students have displayed outstanding academic achievement and promise.

The main purpose of the Performance Analysis is to identify and critically examine the strengths and weaknesses of the teaching-learning strategies and make improvements wherever necessary by using a comprehensive and cohesive approach, including computer aided teaching-learning and basic values incorporated in the curriculum of different subjects. With the new changes in education pattern and introduction of CCE system, DAV has adapted to the new activities and projects for holistic assessment of students.

I sincerely feel that the performance analysis conducted during the past years has been a valuable experience for our schools.

My grateful appreciation is due to the President for his guidance and support. The team of officials involved in the exercise is also worthy of appreciation.


(R. S. Sharma)

General Secretary
DAV College Managing Committee

This Performance Analysis has mainly been done zone-wise. There is a frequent reference to the zones under each Regional Director. The following table denotes the abbreviations used for each zone and the number of schools in 2012-13 at Secondary and Senior Secondary Levels under the concerned Regional Director. The table will, therefore, serve as a useful key when addressing the zones and also in locating the schools in each zone.

S.No.	Zone	X	XII	Regional Director
1	AP	11	3	Mrs. Seetha Kiran
2	BR-1	23	13	Dr. J. V. Kulkarni
3	BR-2	27	12	Dr. U. S. Prasad
4	CGMP	21	17	Mr. L. N. Pradhan
5	CH	2	2	-
6	DEL	24	21	-
7	GM	12	8	Dr. K. B. Kushal
8	HAR-1	12	10	Dr. D. Vidyarthi
9	HAR-2	4	4	Mrs. Reena Nagrath
10	HAR-3	11	11	Mrs. Madhu Bahl
11	HAR-4	5	3	Mr. K. L. Khurana
12	HAR-5	5	5	Mrs. Anita Makkar
13	HAR-6	9	6	Mrs. Suman Nijhawan
14	HP-1	6	5	Mrs. P. Sofat
15	HP-2	13	7	Mrs. Shashi Kiran Gupta
16	HP-3	3	3	Dr. Puneet Bedi
17	HP-4	2	2	Dr. Vijender Singh
18	HP-5	7	7	Mr. S. P. Arora
19	JH	73	56	Mr. L. R. Saini
20	NCR	17	17	-
21	ORWB	33	26	Dr. H. K. Mohanty
22	PB-1	5	5	Dr. (Mrs.) Neelam Kamra
23	PB-2	14	12	Mrs. P. P. Sharma
24	PB-3	15	14	Mr. Vijay Kumar
25	PB-4	18	15	Mr. R. S. Patial
26	PB-5	6	6	Dr. B. B. Sharma
27	PB-6	1	1	Dr. Satish Kumar Sharma
28	RJ	9	7	Mr. Y. D. Jigyasu
29	UPUL	19	15	Dr. S. Marriya
	TOTAL	407	313	-

INTRODUCTION

Continuous and Comprehensive Evaluation (CCE)

We are aware of Continuous and Comprehensive Evaluation (CCE) now. It actually has broadened the scope in assessment and evaluation in terms of time and space. Under this, the continuous assessment, i.e. the child's development throughout, is considered. Again as the teaching-learning process continues, his every step is monitored. He is being given opportunities to unwind himself and his teachers are on the look out for his latent potential.

Each child is unique and so are his tastes and abilities. The teachers allow each of them to flourish providing the necessary assistance wherever and whenever required. Both scholastic and non-scholastic, i.e. the child's intellectual aptitude and creative activities are given due importance, both physical prowess and mental strengths are appreciated. So the child's every effort be it academic, co-curricular activities, sports or even his values and other skills find due place in his education process making it truly comprehensive.

Thus, the Formative Assessment are testing tools of the child's growth through projects and activities. These bring out not merely the child's level of knowledge but also displays his social skills and values. It thus, provides ample scope for the teachers in shaping the child's all round growth with their constant support and guidance.

Again the Summative Assessment which are held at the end of each term is to ascertain the student's all round progress both academically and in practice too.

Finally the progress of children at every step is monitored to enable the teachers in imparting holistic education to the children in their prime time of the school education process.

The CCE has truly proved to be a handy and yet a well calibrated measuring system of the child's all round growth and development. Enabling the teachers to be the sculptors of ideal citizens of the world. For now they have better understanding of the nature of the soil and thus, allow it to take shape accordingly.

The CCE allows the children to flaunt themselves in their true colour and equips the teachers to use those colours to create the right tone and picture of a wonderful individual and a country at large.

Evaluation Criteria of CCE

The **Central Board of Secondary Education (CBSE)** in the policy of evaluation at Secondary Level, introduced the Grading System at Secondary School Level (for Std IX & X) from 2009-10 academic session.

The Scheme of Grading has been introduced with the aim that it will:

- minimize misclassification of students on the basis of marks.
- eliminate unhealthy competition among high achievers.
- reduce societal pressure and will provide the learner with more flexibility.
- lead to a focus on a better learning environment.
- facilitate joyful and stress free learning.

Scheme of Examination (Grading)

- The student's performance has been assessed using conventional method of **numerical marking**.
- The 'Grades' have been awarded on a **nine point scale** to indicate the subject-wise performance.

MARKS RANGE	GRADE	GRADE POINT
91-100	A1	10.0
81-90	A2	9.0
71-80	B1	8.0
61-70	B2	7.0
51-60	C1	6.0
41-50	C2	5.0
33-40	D	4.0
21-32	E1	-
20 and below	E2	-

Qualifying Criteria

- Those candidates who obtain the qualifying grades (D and above) in all the subjects excluding Additional subject as per Scheme of Studies shall be awarded a **Qualifying Certificate**.
- The practice of **declaring Compartment/Fail has been discontinued**. The CBSE has declared the result in two categories – Eligible for Qualifying Certificate (QUAL) and Eligible for Improvement of Performance (EIOP).

- CBSE has been awarded CGPA (Cumulative Grade Point Average) to all those students who are eligible for qualifying certificate.
- The CGPA is the average of Grade Points obtained in all the subjects excluding additional sixth subject as per Scheme of Studies.
- An indicative equivalence of Grade Point and Percentage of Marks can be assessed as follows:
 - Subject-wise indicative percentage of marks = 9.5 x GP of the Subject.
 - Overall indicative percentage of marks = 9.5 X CGPA

Average CGPA

The **Average CGPA** is calculated by considering all pass subjects of all appeared candidates and calculating sum of GP (Grade Point) achieved in pass subjects divided by number of pass subjects.

$$\text{Average CGPA} = \frac{\sum A}{\sum B}$$

where $\sum A$ = Sum of Grade Points achieved in pass subjects
 $\sum B$ = Number of pass subjects of all appeared candidates

The **QPI for Secondary Level** is calculated as:

$$\text{QPI} = \text{Avg. CGPA} \times 9.5$$

CHAPTER I

Arena of Educational Activities in DAV

The DAV Movement, which was founded 127 years ago, swept across the entire nation like a colossal wave engulfing ignorance, illiteracy and social deviations and was involved in building up a healthy knowledgeable society and a strong nation.

The DAV College Trust and Management Society takes pride in the fact that it is the oldest and largest non-governmental educational organisation in India. DAV Organisation is a conglomerate of 780 educational institutions that include Public/Model Schools, Aided Schools, a chain of Technical Institutions, Institutions of Management and Vocational Studies, Ayurvedic College, Pharmacy, Dental Colleges, Law College, Institutes of Physiotherapy and Nursing, Vedic Research Institutes, Colleges of Engineering and Technology, Colleges of Arts, Commerce and Science and also Colleges of Education. In the year 2013, another feather had been added to the cap of DAV with the opening of DAV University at Jalandhar. It has been dedicated to the society with the objective of moulding young minds into integrated personalities with an innovative thinking, clarity in ideas with a rational perspective and a positive mindset.

The Legacy

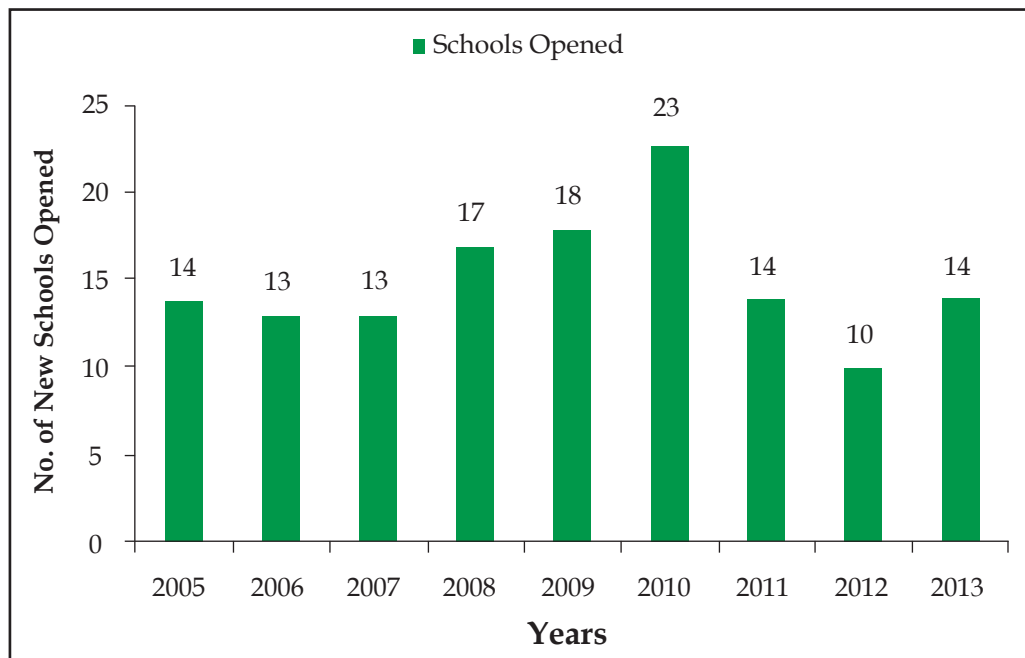
The vision of a powerful and enlightened India had been conceived by Maharishi Dayanand Saraswati (1824-83). He devoted his whole life to awaken the ignorant, illiterate masses of this country. He knew that it could be possible only through education and literacy. The vision and philosophy of the fearless reformer, Maharshi Dayanand, was given a practical shape by Mahatma Hans Raj, who led the educational renaissance in India.

As his most important legacy, the Mahatma left behind a pragmatic and enlightened approach to education. One aspect of his approach was his choice of **English-oriented Science-based education** with a blend of Vedic values. Another was the great emphasis he laid on **women education**. Lastly, true to the egalitarian basis of Arya Samaj philosophy (as conceived by Maharishi Dayanand), Mahatmaji believed in **equality for all** students irrespective of their caste, colour or creed. They were welcome to join the DAV institutions. The first institution was established at Lahore in 1886 with Lala Hans Raj (Later Mahatma Hans Raj) himself as the dedicated Headmaster. Today,

the movement is led by DAV veterans like Shri Punam Suri and his team of dedicated Office Bearers, who have a progressive vision. It is due to their dedication and farsightedness that every year DAV CMC is opening new schools in various parts of India.

Summary of Schools Opened

S. No.	Year	Schools Added
1	2005	14
2	2006	13
3	2007	13
4	2008	17
5	2009	18
6	2010	23
7	2011	14
8	2012	10
9	2013	14
	TOTAL	136



The Mission

The DAV vision of education telescopes well with the National Policy on Education (1986) which lays great emphasis on developing a national system

of education, with **Education for All**, keeping in mind the elimination of disparities in the educational system and provision of more facilities through qualitative interventions, empowerment of women, access to education to disadvantaged sections of the society, educationally backward minorities and the disabled. It also calls for greater rigour and discipline in academic pursuits, autonomy and accountability, experimentation and innovation and nurtures excellence and modernisation of processes at different levels of education. In order to accomplish the mission, the objectives laid down are as under:

- To provide a wide range of holistic education by homogenising the western knowledge while remaining anchored to the Indian cultural moorings;
- To act as a catalyst of change by spreading education, and by dismantling the cobwebs of ignorance and illiteracy;
- To develop individuals who are morally upright, intellectually well-informed, socially concerned, emotionally balanced, physically well-developed and culturally accomplished;
- To stimulate a scientific temper by crusading against superstitions and out-dated customs like child marriage, caste system, female foeticide, dowry, gender bias, regionalism, etc.
- To sensitise individuals towards social welfare and
- To nurture creative and resourceful minds who think big, think fast and think ahead, who care for the nation and the weaker sections of society, and are imbued with humanistic passions and values.

The Vision

The DAV has a clear-cut vision:

- To continue expanding and exploring, locally and globally, and be a knowledge leader and content provider.
- To muster strategies to become a global epicenter of knowledge, culture, skills, technology, research and service.
- To empower women through education.

Academic Renaissance

Holistic Education

The DAV believes in a holistic approach to education for the all round development of personality of the child. DAV believes that every child should be given an opportunity to bloom, a right to explore, to touch, learn and enjoy, to experiment, to question, to think, to play and to shoulder responsibility. So different aspects are to be published for 'Holistic Education': physical, academic, intellectual, social, spiritual and emotional development as well as creative expression and aesthetic appreciations.

All institutions lay stress on curricular and co-curricular activities-personality development, building confidence, as well as developing life skills, communicative skills and scientific temper. Academic management involves fostering creativity, questioning and inquiry skills by improving the classroom climate, curriculum design emphasizing project-based, problem-based, interdisciplinary, integrated and thematic learning. A rainbow of creative activities covers different aspects like literary, art, music, dance, theatre, etc.

Inclusive Education

DAV caters to the needs of urban as well as rural students together with adivasi and tribal children. In tune with the **National Literacy Mission**, DAV Organisation has carried education to the doorsteps of the needy and the under-privileged. Even the remotest areas of India have been provided with basic life skills.

DAV is involved in social welfare schemes, education for the weaker sections and for students from tribal areas, comprehensive plans for the upliftment of tribal people in North-East Regions, programmes for the disadvantaged sections of the society and for the mentally challenged children of society.

Equalisation of Educational Opportunities

True to DAV Values, schools have been catering specially for the under-privileged. The DAV Public Schools have provided fee concessions, free text books, free uniforms, and free transport, mid-day meals and have also provided non-formal education for the needy. The Organisation has been targeting the *jhuggi* clusters as part of its empowerment and rehabilitation programme. The aim is to enable women and children of under-privileged

class to survive in society and provide them with skills to find employment once they are out in the field. Residential and Day schools have been opened in remote and inaccessible areas.

Women's Education and Development Programmes

DAV institutions are conscious about education of girls. The DAV philosophy of education pays equal attention to the personality development of both boys and girls. Providing job opportunities to women is also a priority. Free vocational training and literacy units are dedicated to hundreds of women of slum areas and gadgets like sewing machines are provided to them for their initial settlement.

Environmental Concerns

Environmental issues like the reduction of pollution and sustenance of the environment have also been taken up by DAV institutions. Several projects like 'van-mahotsav', 'say no to poly-bags' campaign, 'say no to fire crackers' campaign, water-conservation and anti-pollution drives are regularly carried out by the DAV Schools in order to create awareness not only among the students but the whole community. The students from DAV institutions have carried out sanitation and cleanliness drives in the school neighbourhood also.

National Concerns

DAV has always been a pioneer for any National cause specially in the hour moments of National Crisis. Whether it be the earthquake at Pauri or Gujarat, the Kargil war, the Odisha tragedy, or the Tsunami catastrophe, or the recent flood at Kedarnath temple, the DAV has always risen to the occasion by donating generously in the form of cash, kind and voluntary service to alleviate suffering.

Futuristic Vision

The main thrust now is on a well-planned expansion with global relevance keeping in view the revolution in the full of electronics, computers and multimedia. Global shifts towards increased deployment of IT has made the DAV also look through the lens of good governance and move towards E-administration and E-services. The DAV has undertaken many initiatives

to use ICT to modernise the organisational system in its institutions. The use of IT has led to greater transparency, accountability and participation in the institutions. The focus has been on monitoring, planning and deployment of ICT to manage data intensive functions. The institutions primarily are focusing on automation and computerisation. The thrust has now shifted from manual processes to IT-enabled processes leading to increased efficiency in administration and service delivery, focus on teaching-learning in schools with Internet access and computer labs and also by offering info-tech courses.

Academic Monitoring – Performance Analysis

Introspection and self-evaluation has been the DAV initiative. In this direction, the document, Performance Analysis, is prepared to assess the performance of students who appear in the CBSE Board Examination. DAV has a tradition of celebrating the achievement of their performers every year on Hansraj Diwas. Encouragement is given to students. Certificates and Gold Medals are given to honour the meritorious students from DAV schools, who secure 90% and above marks in the CBSE/State Board Examinations.

CHAPTER II

Benchmarking Performance

The DAV Organisation has taken up the exercise of Performance/Result Analysis of the CBSE Examination in 1998. The first **Performance Analysis** was conceptualized to assess the performance of students who appeared in the CBSE Board Examinations at Secondary as well as Senior Secondary Levels. This document is printed every year and has proved very helpful in diagnosing the strengths and weaknesses of our schools, and has served as a guiding tool to further enhance the academic standards. This annual exercise of monitoring and evaluating the track record of the performance of students has been a **Lighthouse** to the DAV Organisation in keeping a vigil over the quality of our institutions. The entire gamut of these tasks eventually facilitates the Heads of the Institutions in sorting out the required remedial measures for their institutional enhancement. Every Institution is able to pinpoint the overall goals, enlisting the commitment of their staff.

It is expected that the Performance Analysis will be able to:

- ✓ Sensitise DAV institutions for taking cognizance of their positions at local, zonal and national levels to finally fix a benchmark for the further improvement in the academic standards of their institutions.
- ✓ Present a comparative study of the quality of academic performance of the schools run by DAV CMC vis-a-vis other non-DAV schools affiliated to CBSE.
- ✓ Provide feedback to the schools to locate their areas of strengths and weaknesses and plan school-based diagnostic and remedial measures accordingly for the students as well as the teaching staff.
- ✓ Provide a database to evolve plans and strategies for the Workshops during the Performance Enhancement Programmes (PEP).
- ✓ Study and interpret the Performance Indicators responsible for improving the academic standards of the DAV Institutions.

Five steps involved in the preparation of this document are:

- collecting the data,
- studying and interpreting the data trends,
- comparing and analysing the facts,
- documenting the strong/weak areas of the institutions and
- benchmarking the levels.

The statistical information has allowed the schools to:

- document how much progress they are making.
- compare their overall performance with similar schools.
- be aware of their school performance data in comparison to national performance data.
- make a comprehensive and focused record of the progress made by an individual pupil.
- make a firm effort towards performance enhancement.

2.1 The Archives

It is useful to study the past data as it helps in benchmarking so that schools can determine how they can improve their performance and use past information of data trends to assess and evaluate their performance. Teachers can reflect on a range of new strategies to facilitate the preparation and improve the performance of the students in the examination.

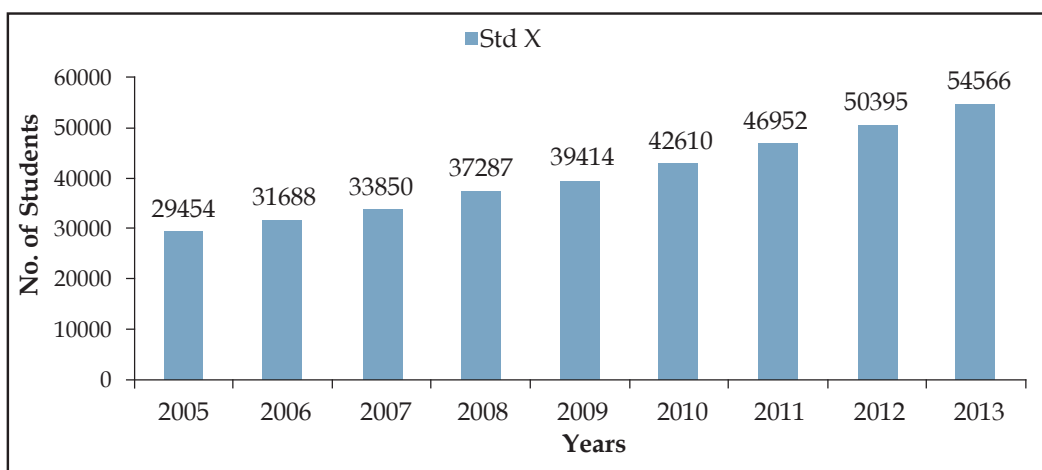
The number of students in the DAV Public/Model Schools has shown an enhancement in enrolment as is visible from the Table 2.1.1 and 2.1.2.

Table 2.1.1

Growth Trend of Students in Std X in DAV Public/Model Schools.

Level	2005	2006	2007	2008	2009	2010	2011	2012	2013
X	29454	31688	33850	37287	39414	42610	46952	50395	54566

A Graphic Representation of the Data in Table 2.1.1



Inference:

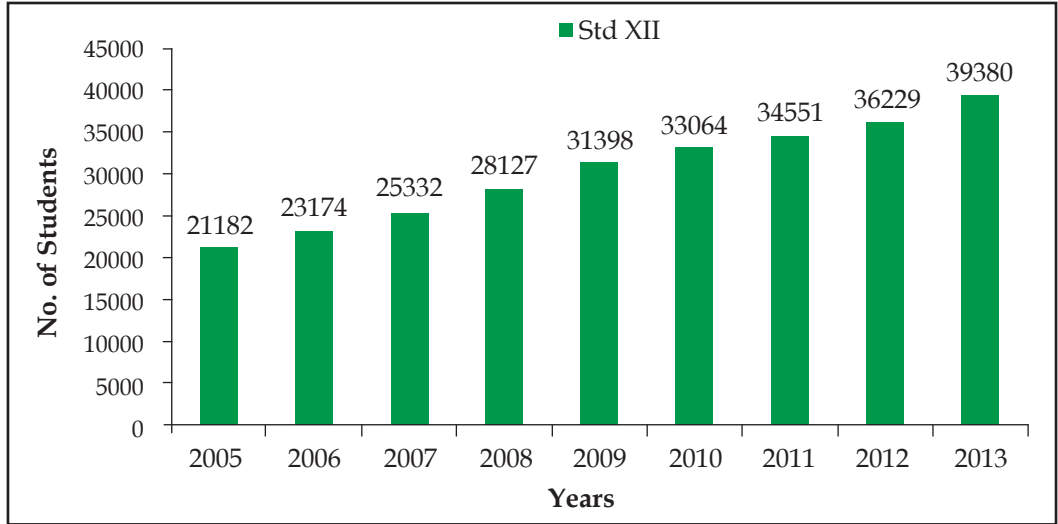
There has been a substantial growth in the student enrolment at Std X Level in the past nine years. This demonstrates the faith bestowed on the quality of education being imparted in DAV Public/Model Schools.

Table 2.1.2

Growth Trend of Students in Std XII in DAV Public/Model Schools.

Level	2005	2006	2007	2008	2009	2010	2011	2012	2013
XII	21182	23174	25332	28127	31398	33064	34551	36229	39380

A Graphic Representation of the Data in Table 2.1.2



Inference:

There has been a substantial growth in the student enrolment at Std XII Level in the past nine years. This demonstrates the faith bestowed on the quality of education being imparted in DAV Public/Model Schools.

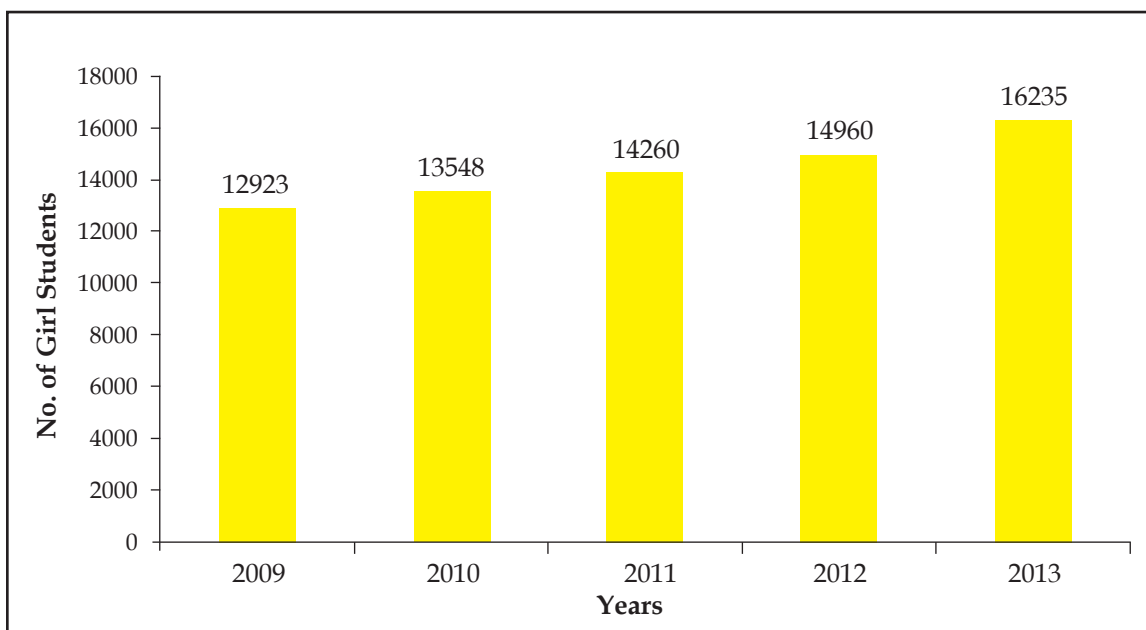
It is encouraging to note that more girls are enrolling for being educated in the DAV institutions. The Table 2.1.3 shows an increase of girl students in the Std XII in the year 2013.

Table 2.1.3

Number of Girl Students in DAV Schools at Std XII Level.

Year	Std XII
2009	12923
2010	13548
2011	14260
2012	14960
2013	16235

A Graphic Representation of the Data in Table 2.1.3



Inference:

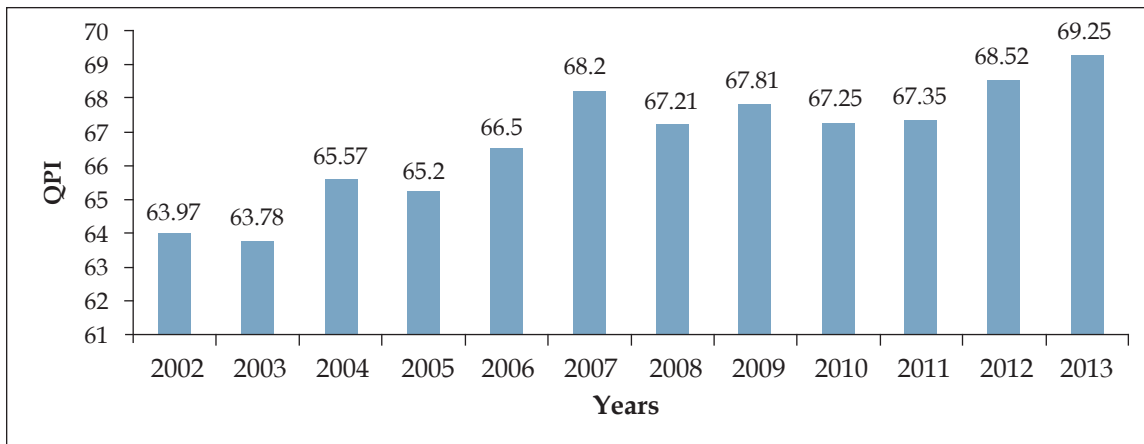
The data reveals that a substantial number of girl students are studying in DAV schools and each year the strength of girl students is increasing. Equal opportunities are being provided to give a thrust to the education of the girl child. This is an encouraging trend.

For understanding and assessing the level of present performance, it becomes essential to compare the performance of the past years. Keeping this very principle in mind, the QPI of the past 12 years was compared in order to assess the trend of the growth of DAV Public/Model schools.

Table 2.1.4**Trends of the Past 12 Years of QPI and Pass Percentage of DAV Public/Model Schools at Senior Secondary Level.**

Year	Senior Secondary Level (Std XII)		
	No. of Schools	Pass %	QPI
2002	149	86.67	63.97
2003	167	84.14	63.78
2004	182	85.38	65.57
2005	201	86.43	65.20
2006	210	89.04	66.50
2007	223	89.19	68.20
2008	238	87.59	67.21
2009	257	87.53	67.81
2010	265	87.32	67.25
2011	286	88.52	67.35
2012	304	87.76	68.52
2013	313	90.02	69.25

A Graphical Representation of the QPI Given in Table 2.1.4



Inference:

- Students from **149** DAV Public Schools appeared in the **Senior Secondary Examination** of CBSE in the year **2002**, whereas students from **313** DAV Public Schools appeared in the **Senior Secondary Examination** of CBSE in the year **2013**.
- The DAV Qualitative Performance Index at the **Senior Secondary Level** has risen from **63.97 in 2002** to **69.25 in 2013**.
- The DAV Qualitative Performance Index at the **Senior Secondary Level** has improved from **68.52 in 2012** to **69.25 in 2013**.
- The Pass Percentage has also improved from **87.76 in 2012** to **90.02 in 2013**.

CHAPTER III

Result Profile

The results of the Senior Secondary Examination conducted by the Central Board of Secondary Education (CBSE) for the session 2012-13 were declared in the last week of May 2013. The overall analysis of the CBSE results has revealed that this year too students from DAV Public/Model Schools have fared much better than students appearing from other categories of schools in the CBSE examination, thus, fortifying our faith in DAV system of education.

Analysis of the performance of DAV Public/Model Schools has been undertaken at two levels: **Quantitative** and **Qualitative**. The quantitative analysis reveals the percentage of students who have qualified, out of all the students who had appeared for the same examination. The qualitative analysis reveals the degree of merit of the performance (based on the average score) of an institution.

Quantitative Analysis

The **quantitative** analysis indicates the **percentage** of the total number of students who have qualified the examination conducted by CBSE.

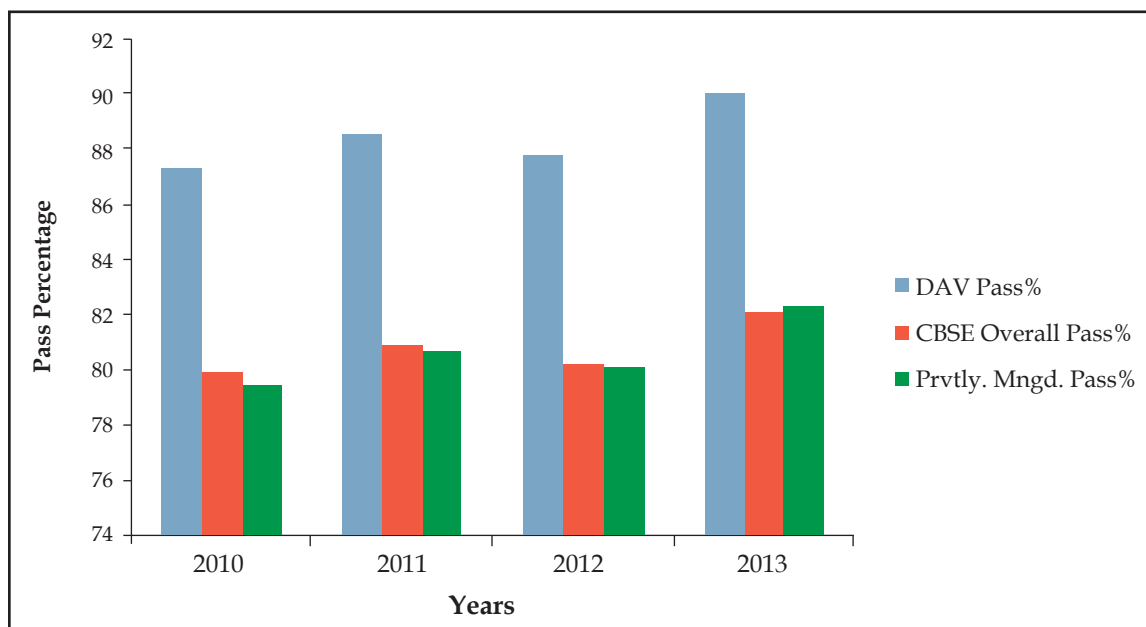
3.1 Quantitative Analysis at Senior Secondary Level (Std XII)

In the session 2012-13, **313** DAV Public/Model schools sent their students for the Std XII examination. As compared to this, last year students from **304** schools had appeared for the Std XII examination. This indicates an increase of nine schools which were upgraded as CBSE affiliated Senior Secondary schools in the year 2013.

In the session 2011-12 at the Sr. Secondary Level, **36229** students appeared from the DAV Public/Model schools in the CBSE Board Examination. As compared to that year, **39380** students appeared for this examination in the year 2013. This indicates that this year, **3151** more students have appeared for this examination.

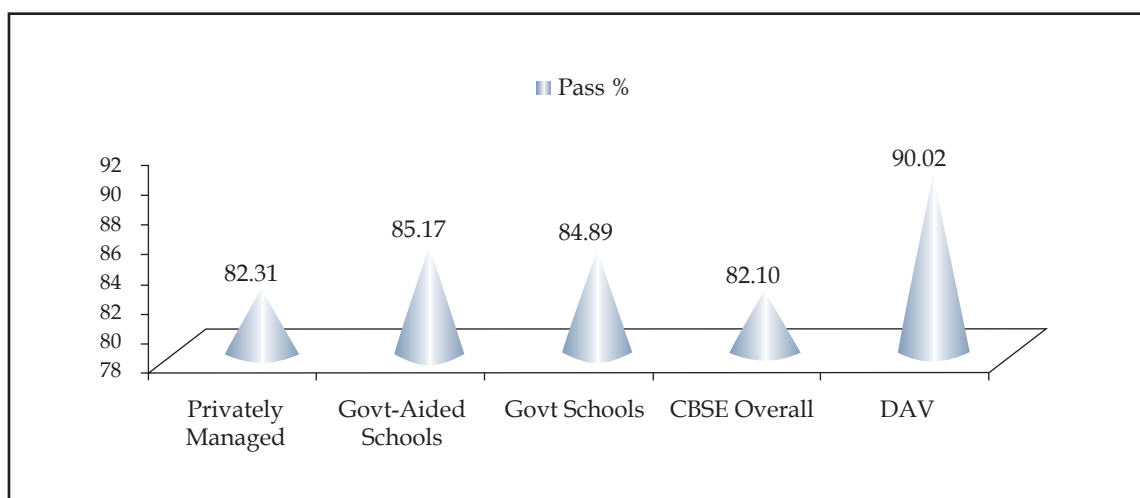
Table 3.1.1**Year-wise Comparative Pass % with other Senior Secondary Schools.**

Year	DAV Pass %	CBSE Overall Pass %	Prvtly. Mngd. Pass %
2010	87.32	79.87	79.42
2011	88.52	80.88	80.71
2012	87.76	80.19	80.11
2013	90.02	82.10	82.31

The Graphical Representation of Data Shown in Table 3.1.1**Table 3.1.2****Comparative Pass % with other Senior Secondary Schools in 2013.**

Schools	Pass %
Privately Managed	82.31
Govt-Aided Schools	85.17
Govt Schools	84.89
CBSE Overall	82.10
DAV	90.02

The Graphical Representation of Data Shown in Table 3.1.2



Inferences:

- Table 3.1.1 indicates that in the last four years the overall pass percentage of DAV Public/Model Schools at Senior Secondary Level has been **higher** than the overall pass percentage of CBSE as well as the Privately Managed Schools.
- Table 3.1.2 indicates that this year the overall pass percentage of DAV Public/Model Schools at Senior Secondary Level is **higher** than that of all the Privately Managed Schools, Govt-Aided Schools, Govt Schools as well as the overall pass percentage of CBSE Schools.

Qualitative Analysis

The **qualitative** analysis reveals the **degree** of merit of the performance (based on the average score) of an institution.

QPI =
(for Std XII)

Grand Total Marks of the Appeared Students
Total Number of Students x Number of Subjects

3.2 Quantitative Analysis at Senior Secondary Level (Std XII)

The qualitative assessment of DAV Public Schools is based on the average score of each DAV student who appeared in the CBSE Board Examination

this year. It can be arrived at by taking the grand total of marks obtained by each DAV student, who took the examination and dividing it with the product of the total number of DAV students, who took the examination, and the total number of subjects. The score, thus, arrived at, is the **Qualitative Performance Index (QPI)** which indicates the quality of the performance of DAV students of a particular school.

Table 3.2.1

**Qualitative Performance Index (QPI) of DAV Schools
at Senior Secondary Level.**

	QPI of the previous year (2012)	QPI of this year (2013)	Deviation as compared to previous year
Std XII	68.52	69.25	0.73

A Graphical Representation of the Data in Table 3.2.1



Inference:

The QPI at the Senior Secondary Level has **increased** by **0.73** as compared to the year 2012 showing the positive deviation.

CHAPTER IV

Zone-wise Analysis

In the previous chapter we have analysed the overall performance of DAV Public/Model Schools. In this chapter we will undertake the zone-wise analysis of quantitative and qualitative performance of DAV Public/Model Schools.

4.1 Zone-wise Quantitative Assessment

The zone-wise quantitative analysis reveals the Pass Percentage of students who appeared for the Std XII CBSE Board Examination. The Pass Percentage of each zone is then compared to the DAV Overall Pass Percentage to indicate its deviation from the National Index.

Table 4.1.1

**The Overall DAV Quantitative Performance Index of Std XII
(DAV National Index = 90.02%)**

Zone	Appr	Pass	Comp	Fail	Pass %	Deviation from Overall DAV Pass %	Regional Director
AP	124	123	1	0	99.19	9.17	Mrs. Seetha Kiran
BR-1	2278	1978	194	106	86.83	-3.19	Dr. J. V. Kulkarni
BR-2	1010	875	87	48	86.63	-3.39	Dr. U. S. Prasad
CGMP	1011	965	41	5	95.45	5.43	Mr. L. N. Pradhan
CH	355	296	29	30	83.38	-6.64	-
DEL	4979	4770	146	63	95.80	5.78	-
GM	836	819	16	1	97.97	7.95	Dr. K. B. Kushal
HAR-1	1217	1033	107	77	84.88	-5.14	Dr. D. Vidyarthi
HAR-2	545	441	55	49	80.92	-9.10	Mrs. Reena Nagrath
HAR-3	1163	938	110	115	80.65	-9.37	Mrs. Madhu Bahl
HAR-4	274	261	10	3	95.26	5.24	Mr. K. L. Khurana
HAR-5	205	169	25	11	82.44	-7.58	Mrs. Anita Makkar
HAR-6	837	785	38	14	93.79	3.77	Mrs. Suman Nijhawan
HP-1	501	494	4	3	98.60	8.58	Mrs. P. Sofat
HP-2	396	357	22	17	90.15	0.13	Mrs. Shashi Kiran Gupta
HP-3	220	190	16	14	86.36	-3.66	Dr. Puneet Bedi
HP-4	290	281	8	1	96.90	6.88	Dr. Vijender Singh
HP-5	406	386	12	8	95.07	5.05	Mr. S. P. Arora

Zone	Appr	Pass	Comp	Fail	Pass %	Deviation from Overall DAV Pass %	Regional Director
JH	9782	9235	404	143	94.41	4.39	Mr. L. R. Saini
NCR	2614	2296	202	116	87.83	-2.19	-
ORWB	2222	2074	86	62	93.34	3.32	Dr. H. K. Mohanty
PB-1	869	732	54	83	84.23	-5.79	Dr. (Mrs.) Neelam Kamra
PB-2	1379	1129	159	91	81.87	-8.15	Mrs. P. P. Sharma
PB-3	1218	965	152	101	79.23	-10.79	Mr. Vijay Kumar
PB-4	1111	995	81	35	89.56	-0.46	Mr. R. S. Patial
PB-5	932	803	79	50	86.16	-3.86	Dr. B. B. Sharma
PB-6	77	59	13	5	76.62	-13.40	Dr. Satish Kumar Sharma
RJ	1047	886	75	86	84.62	-5.40	Mr. Y. D. Jigyasu
UPUL	1482	1115	202	165	75.24	-14.78	Dr. S. Marriya
TOTAL	39380	35450	2428	1502	90.02		-

(Note: The **positive deviation** of the QPI of a zone indicates that its Quantitative Performance is **higher** than the DAV Overall Quantitative Performance Index and **negative deviation** indicates that its Quantitative Performance is **lower** than the DAV Overall Quantitative Performance Index.)

Inferences:

- It is worth noting that two zones namely, HAR-4 and HP-4 which were showing negative deviation in the year 2012, are showing positive deviation this year.
- This year 17 zones have shown negative deviation from DAV Pass Percentage, i.e DAV National Index of 90.02% which is still an area of concern.

4.2 Zone-wise Qualitative Assessment

The qualitative performance of each zone indicates the quality of performance of the schools in the CBSE Board Examination at Senior Secondary Level. The score, thus, arrived at is known as the **Qualitative Performance Index (QPI)** of that zone.

Categories at Senior Secondary Level

Five Categories have been devised on the basis of which the qualitative performance of all the DAV Public/Model Schools is assessed, and accordingly the schools are placed in the said categories:

**Categories of Qualitative Performance
for the Senior Secondary Level (Std XII)**

Below 55%	55-59.99%	60-69.99%	70-79.99%	80% and Above
Needs Improvement	Satisfactory	Good	Very Good	Outstanding

Table 4.2.1

**The Overall DAV Qualitative Performance Index of Std XII
(DAV National QPI = 69.25%)**

Sl. No.	Zone	Total Schools	QUALITATIVE PERFORMANCE INDEX OF SCHOOLS					QPI of the Zone	Regional Director
			Below 55	55-55.99	60-69.99	70-79.99	80 & Above		
			Needs Imprv.	Satis.	Good	V Gd.	Outstanding		
1	AP	3	--	--	--	1	2	80.70	Mrs. Seetha Kiran
2	BR-1	13	--	--	10	3	--	70.21	Dr. J. V. Kulkarni
3	BR-2	12	1	1	9	1	--	65.82	Dr. U. S. Prasad
4	CGMP	17	--	2	6	9	--	70.07	Mr. L. N. Pradhan
5	CH	2	--	--	1	1	--	65.70	--
6	DEL	21	1	--	9	9	2	72.72	--
7	GM	8	--	--	1	6	1	76.21	Dr. K. B. Kushal
8	HAR-1	10	1	2	5	2	--	67.39	Dr. D. Vidyarthi
9	HAR-2	4	1	--	3	--	--	64.25	Mrs. Reena Nagrath
10	HAR-3	11	2	4	4	1	--	62.55	Mrs. Madhu Bahl
11	HAR-4	3	--	--	1	2	--	72.88	Mr. K. L. Khurana
12	HAR-5	5	--	2	2	1	--	68.09	Mrs. Anita Makkar
13	HAR-6	6	--	1	3	1	1	71.06	Mrs. Suman Nijhawan
14	HP-1	5	--	--	2	3	--	76.06	Mrs. P. Sofat
15	HP-2	7	--	--	3	4	--	69.62	Mrs. Shashi Kiran Gupta
16	HP-3	3	--	1	2	--	--	63.46	Dr. Puneet Bedi
17	HP-4	2	--	--	--	2	--	72.73	Dr. Vijender Singh

Sl. No.	Zone	Total Schools	QUALITATIVE PERFORMANCE INDEX OF SCHOOLS					QPI of the Zone	Regional Director
			Below 55	55-55.99	60-69.99	70-79.99	80 & Above		
			Needs Imprv.	Satis.	Good	V Gd.	Outstanding		
18	HP-5	7	--	--	3	4	--	70.11	Mr. S.P. Arora
19	JH	56	2	5	30	16	3	69.92	Mr. L. R. Saini
20	NCR	17	--	2	12	2	1	68.87	--
21	OR	26	1	1	10	9	5	72.86	Dr. H. K. Mohanty
22	PB-1	5	2	1	--	2	--	67.23	Dr. (Mrs.) Neelam Kamra
23	PB-2	12	--	3	7	2	--	64.10	Mrs. P. P. Sharma
24	PB-3	14	2	3	5	4	--	64.05	Mr. Vijay Kumar
25	PB-4	15	2	--	7	4	2	70.71	Mr. R. S. Patial
26	PB-5	6	--	1	4	1	--	65.87	Dr. B. B. Sharma
27	PB-6	1	--	--	1	--	--	65.96	Dr. Satish Kumar Sharma
28	RJ	7	--	1	5	1	--	68.84	Mr. Y. D. Jigyasu
29	UPUL	15	5	4	4	2	--	60.28	Dr. S. Marriya
	TOTAL	313	20	34	149	93	17	69.25	--

Inference:

Out of 313 Schools, 17 schools are in Outstanding Category, 93 schools are in Very Good Category, 149 schools are in Good Category, 34 schools are in Satisfactory Category and 20 schools are in Needs Improvement Category.

Table 4.2.2

Summary of Category-wise Analysis (Std XII)

Class	Total No. of Schools	Schools in Each Category				
		Below 55% Needs Improvement	55-59.99% Satisfactory	60-69.99% Good	70-79.99% V Good	80% & Above Outstanding
XII	313	20	34	149	93	17
		6.39%	10.86%	47.60%	29.71%	5.43%

A Pie Diagram Representing the Data in Table 4.2.2

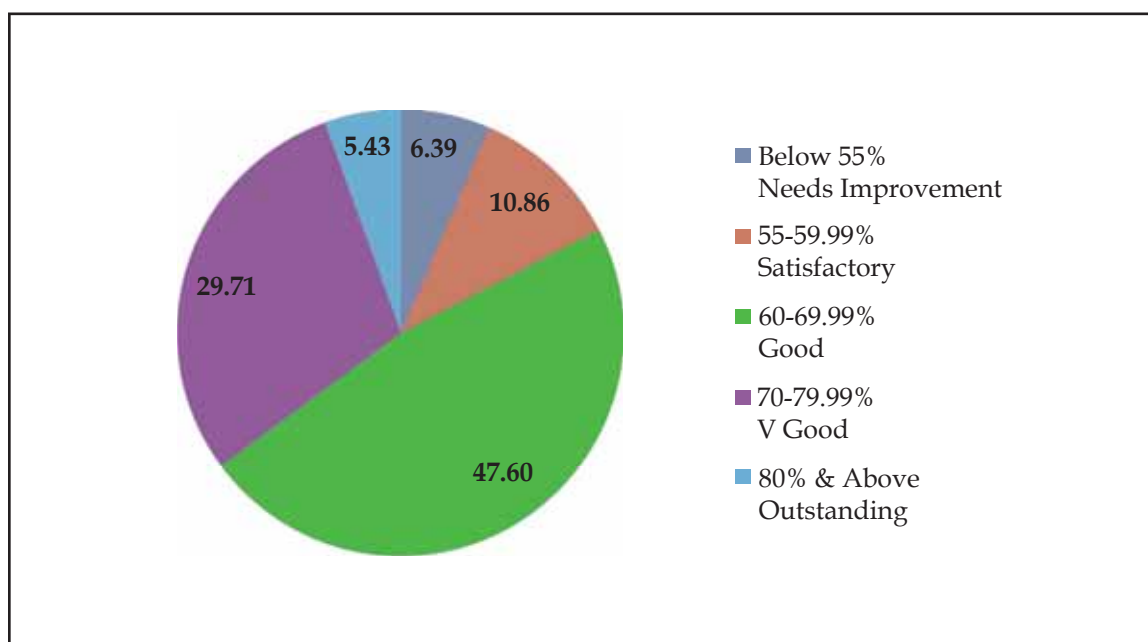


Table 4.2.3

Comparative Performance of Schools at Senior Secondary Level

Std XII	Total No. of Schools	Number of Schools in Each Category				
		Needs Imp.	Satisfactory	Good	Very Good	Outstanding
2010	265	13	36	151	59	6
2011	286	33	31	155	61	6
2012	304	21	45	147	81	10
2013	313	20	34	149	93	17

Inference:

The above table shows that the number of schools in the Outstanding, Very Good and Good categories have increased as compared to the year 2012 which is a progressive indicant of performance of schools.

CHAPTER V

Zone-wise Performance of Students

This chapter reveals information about the performance of students of Std XII on the basis of aggregate marks obtained by them.

All the students, who have passed the Std XII Examination, have been slotted in the ranges given below as per the aggregate marks obtained by them:

- **75% & Above**
- **60% to 74.99%**
- **45% to 59.99%**
- **33% to 44.99%**
- **Below 33%**

This information as presented in the Table 5.1 holds special significance for all the zones. It is obligatory for every Zone to prepare a comparative data of the performances of the previous years with that of this year and then explore possibilities of improvement while preparing a specific plan of action.

Table 5.1**Zone-wise Profile of DAV Students on the Basis of Aggregate Marks at the Senior Secondary Level(Std XII)**

Zone	Appr	Pass	Comp	Fail	33% to 44.99%	45% to 59.99%	60% to 74.99%	75% & Above
AP	124	123	1	0	0	2	34	87
BR-1	2278	1978	194	106	0	212	864	902
BR-2	1010	875	87	48	1	128	436	310
CGMP	1011	965	41	5	8	163	420	374
CH	355	296	29	30	1	54	121	120
DEL	4979	4770	146	63	25	654	1638	2453
GM	836	819	16	1	0	65	275	479
HAR-1	1217	1033	107	77	5	197	414	417
HAR-2	545	441	55	49	3	104	187	147
HAR-3	1163	938	110	115	5	253	405	275
HAR-4	274	261	10	3	0	26	107	128
HAR-5	205	169	25	11	0	25	71	73
HAR-6	837	785	38	14	1	151	275	358
HP-1	501	494	4	3	0	31	186	277
HP-2	396	357	22	17	0	52	161	144
HP-3	220	190	16	14	1	46	94	49
HP-4	290	281	8	1	0	27	119	135
HP-5	406	386	12	8	0	64	178	144
JH	9782	9235	404	143	35	1786	3953	3461
NCR	2614	2296	202	116	10	417	844	1025
ORWB	2222	2074	86	62	3	309	680	1082
PB-1	869	732	54	83	3	123	272	334
PB-2	1379	1129	159	91	8	294	466	361
PB-3	1218	965	152	101	2	209	414	340
PB-4	1111	995	81	35	2	153	384	456
PB-5	932	803	79	50	7	187	310	299
PB-6	77	59	13	5	0	15	24	20
RJ	1047	886	75	86	7	168	271	440
UPUL	1482	1115	202	165	8	348	444	315
TOTAL	39380	35450	2428	1502	135	6263	14047	15005

Inference:

The above table indicates that of all DAV students who successfully passed the Std XII CBSE examination-

- **81.95%** students have scored in aggregate **above 60%** marks.
- **42.33%** students have scored **75% and above** marks in aggregate.

CHAPTER VI

Performance Analysis: Subject-wise

This chapter deals with the subject-wise analysis of the performance of DAV Public/Model Schools. This will help us to know the overall academic standards at the subject level and thus, enable the schools to locate their areas of strengths and weaknesses and take appropriate action. For the year 2013, we have done subject-wise analysis of students' performance in each zone. This data will be helpful to DAVCMC to plan their PEP (Performance Enhancement Programme) workshops for the teachers teaching the subjects in which the performance of the students has not been found satisfactory.

6.1 Subject-wise Analysis at Senior Secondary Level

DAV Public/Model Schools offer a myriad of options to their students at the Senior Secondary Level. The students, as per their aptitude and interest, may opt for subjects such as Mathematics, Physics, Chemistry, Biology, Biotechnology, Engineering Drawing, English/Hindi Core and Elective, Sanskrit, Regional Languages, History, Geography, Psychology, Accountancy, Physical Education, Painting, Sculpture, Informatics Practices, Computer Science, Entrepreneurship, Music (Vocal, Instrumental, Percussion), Textile Science, Design & Pattern Making, Clothing Construction, Basic Design, Dyeing & Printing, IT Systems, Business Data Pro, etc. For carrying out the subject analysis, subjects commonly opted by the students in a particular stream have been grouped together as 'Language and Science', 'Commerce and Humanities' and 'Other Subjects'.

The Tables 6.1.1, 6.1.2, 6.1.3 reflect the qualitative performance of all the zones in the major subjects at Senior Secondary Level. This in-depth analysis of each zone's performance clearly pinpoints the areas in which their performance has suffered a setback or the areas in which their efforts have been successful.

Table 6.1.1

**Subject-wise Qualitative Performance at Sr. Sec. Level: 2013
Languages & Science**

	English Core	Func. English	Maths	Physics	Chem-istry	Biology	Bio-tech.	Engg Draw.
Subject Code	301	101	041	042	043	044	045	046
DAV QPI	74.2	66.5	57.5	66.5	72.1	74.3	78.5	85.9
AP	87.14	----	68.99	76.34	80.63	86.3	84.67	95
BR-1	77.29	----	54.2	66.63	73.27	75.77	----	----
BR-2	74.96	----	43.18	62.32	68.8	70.03	----	----
CGMP	73.96	----	60.89	66.63	76.55	73.15	----	----
CH	74.68	----	48.08	63.47	67.2	67.73	----	----
DEL	81.07	----	66.7	70.64	75.12	76.6	90.78	86.08
GM	84.38	----	68.74	72.52	74.78	79.67	----	----
HAR-1	71.24	----	53.57	62.04	70.18	71.29	----	----
HAR-2	67.61	----	51.98	62.22	66.38	71.07	----	----
HAR-3	60.29	----	48.47	61.31	67.66	68.98	----	----
HAR-4	75.51	----	63.08	72.33	77.47	68.79	----	----
HAR-5	75.01	----	54.24	62.57	66.22	60.89	----	----
HAR-6	72.46	----	63.4	68.32	73.93	82.74	----	----
HP-1	81.11	----	63.1	72.69	78.94	72.62	----	----
HP-2	75.17	----	51.96	67.33	72.75	75.58	----	----
HP-3	67.49	----	51.44	62.01	69.1	73.38	----	83.28
HP-4	78.63	----	59.49	73.01	77.98	74.19	----	----
HP-5	69.4	----	55.82	66.71	72.05	72.45	----	----
JH	74.4	84	56.63	66.93	71.86	76.24	76.75	----
NCR	73.91	----	56.5	67.66	71.92	75.52	74.2	----
ORWB	81.56	----	62.96	69.95	74.89	75.55	----	----
PB-1	67.18	----	54.49	61.66	71.55	75.77	----	----
PB-2	68.39	----	49.04	59.6	68.08	67.48	----	----
PB-3	63.98	66.26	45.96	60.23	67.08	72.66	----	----
PB-4	72.83	----	57.25	66.37	71.53	70.63	44.14	----
PB-5	67.28	----	51.55	62.82	71.87	70.58	----	----
PB-6	75.19	----	33.28	49.97	60.59	74.21	----	----
RJ	73.26	----	63.28	67.96	73.74	73.59	----	----
UPUL	67.33	----	47.01	61.36	66.45	68.6	----	----

Inference:

The above table shows that **Andhra Pradesh, Delhi, Gujarat and Maharashtra, Odisha and West Bengal** have done well in most of the subjects mentioned above.

Table 6.1.2

**Subject-wise Qualitative Performance at Sr. Sec. Level: 2013
Commerce & Humanities**

	History	Pol Sci- ence	Geog.	Eco.	Business Studies	Account- ancy	Phy. Ed.	Painting
Sub. Code	27	28	29	30	54	55	48	49
DAV QPI	59.4	56.8	75.2	57.2	67.3	65.1	77.1	87.2
AP	----	----	----	80.26	92.45	91.05	84	----
BR-1	76.26	76.47	81.88	54.62	72.99	63.47	81.49	100
BR-2	65.67	56.33	67.5	49.21	68.79	60.4	77.16	----
CGMP	68.06	57.88	74	56.4	70.31	65.68	78.9	----
CH	82.33	74.38	----	50.08	65.26	57.2	74.67	73.67
DEL	61.15	62.13	74.34	67.41	72.11	70.28	73.28	78
GM	----	----	91.53	61.57	80.1	73.79	81.92	----
HAR-1	56.33	37.87	----	59.05	69.04	70.41	74.61	79.18
HAR-2	----	----	71.33	46.35	52.81	56.9	77.84	91.5
HAR-3	----	39.27	----	48.93	61.7	61.2	77.09	98
HAR-4	69.4	61.64	80.46	54.41	65.22	75.53	84.96	84
HAR-5	----	----	76	56.8	71.75	66.5	67	----
HAR-6	50.57	45.62	74	65.4	72.31	70.58	81.25	----
HP-1	69.24	24.5	76.35	64.11	86.06	64.67	86.81	----
HP-2	----	----	----	51.52	61.43	57.83	81.82	----
HP-3	----	62.68	----	46.04	58.04	56.9	74.94	82.2
HP-4	----	----	----	64.6	68.72	62.93	80.9	----
HP-5	----	----	----	59.49	72.73	63.59	84.45	----
JH	61.7	60.03	77.96	54.83	68.22	64.97	78.44	89.89
NCR	72.58	64.86	71.62	57.31	66.9	66.48	76.62	82.98
OR	58.66	49.25	73.23	59.39	69.07	64.78	76.45	84.84
PB-1	60.42	67.4	86.89	58.86	65.94	63.25	71.18	89.34
PB-2	48.87	51.44	74.74	55.36	63.29	57.67	70.85	83.89
PB-3	54.04	46.9	65.8	52.34	61.9	63.87	74.39	----
PB-4	----	60.2	----	69.9	75.04	73.96	81.88	88
PB-5	50.17	45.67	----	56.27	64.52	62.02	77.4	85.25
PB-6	----	58.6	----	70.31	75.06	63.21	77.56	----
RJ	55.33	----	63	54.78	59.36	65.19	73.55	----
UPUL	59.33	----	----	39.3	51.14	51.13	71.08	72.9

Inference:

Table 6.1.2 shows that **Andhra Pradesh, Gujarat and Maharashtra, and Punjab-4** have done well in most subjects mentioned above.

Table 6.1.3

Subject-wise Qualitative Performance at Sr. Sec. Level: 2013
Other Subjects

	Info. Prac.	Multimedia & Web	Comp. Sc.	Hindi Elective	Hindi Core	Sanskrit Core	Home Sc.	Entrepreneurship
Sub. Code	065	067	083	002	302	322	064	066
DAV QPI	75.7	67.5	73.6	62.3	68.1	73.8	72.1	72.2
AP	84.45	----	85.89	----	----	----	----	----
BR-1	75.02	----	----	----	77.89	----	----	----
BR-2	64.99	60.51	44.38	----	71.87	55.1	----	----
CGMP	80.14	----	77.48	----	73.78	61.93	----	----
CH	----	62.53	67.75	----	45.89	----	61.64	----
DEL	71.78	67.29	76.63	56.41	66.19	----	70.96	63.83
GM	86.03	----	78.06	----	83.67	----	----	75.06
HAR-1	83.67	----	77.86	----	52.99	----	----	----
HAR-2	72.22	----	74	----	40.26	----	----	----
HAR-3	69.78	----	79.8	----	53.68	----	----	----
HAR-4	----	----	54.5	----	71.67	----	----	----
HAR-5	83.67	----	60.25	----	54.85	----	67	----
HAR-6	----	----	82.31	63.05	57.14	73.6	----	----
HP-1	92.72	72.89	69.57	----	53.4	----	----	82.4
HP-2	78.33	----	72.6	----	----	----	----	----
HP-3	84	----	----	----	59.79	----	----	----
HP-4	80.98	----	77.17	7	64.31	----	83.38	----
HP-5	81.07	----	70.44	----	----	----	----	----
JH	76.11	77.87	70.94	71.59	68.45	79.79	----	73.33
NCR	78.12	82.63	72.63	73.63	59.42	----	82.63	46.67
OR	----	62	75.81	----	62.49	----	----	----
PB-1	77.62	49.46	----	----	----	----	----	----
PB-2	78.56	----	71.39	----	37.78	----	----	63.31
PB-3	47.33	----	75.58	----	73.19	----	----	----
PB-4	76.15	----	75.18	----	----	----	----	----
PB-5	63.32	----	74	77	51.27	----	63.64	----
PB-6	62.94	----	----	----	----	----	----	----
RJ	68.84	----	69.93	----	----	----	80.33	----
UPUL	64.77	----	69	67.3	70.33	----	77.67	57.34

Inference:

The above table shows that **Andhra Pradesh, Gujarat and Maharashtra, Jharkhand and Punjab-4** zones have done well in most of the subjects mentioned above.

CHAPTER VII

The Pride of DAV

A. The Achievers at National Level

A ranking of the best three schools at the national level in the year 2013 has been done keeping in view the **Qualitative Performance Index** and also the **number of students** at the Senior Secondary Level. *(It has been felt that to compare a school with a student strength, for example, of 40 students with a school having more than 200 students at the Senior Secondary Level will not be doing justice to either of them.)*

The schools have been placed in four groups, keeping the student strength in view. This has been done to promote fair and healthy competition among our schools.

The schools are awarded '**Pride of DAV**' certificates under the signatures of the President, DAV College Managing Committee.

7.1 Senior Secondary Level

Table 7.1.1

(Group-I) Students' Strength: 241 and Above

Number of Schools: 38

Total Number of Students: 15048

Rank	School Code	Name of the School	QPI	Zone	Principal
I	04100	DAV Public School Sector 14 Gurgaon Haryana	85.86	NCR	Mrs. Anita Makkar
II	08378	DAV Public School Chandrasekharpur Bhubaneswar Odisha	85.42	ORWB	Dr. K. C. Satapathy
III	08221	BNS DAV Public School Bulaki Rd Giridih Jharkhand	82.47	JH	Mr. Prabir Hazra

Table 7.1.2**(Group-II) Students' Strength: 121-240****Number of Schools: 76****Total Number of Students: 13017**

Rank	School Code	Name of the School	QPI	Zone	Principal
I	08305	DAV Public School Bhubaneswar Odisha	84.41	ORWB	Dr. (Mrs.) Bhagyabati Nayak
II	09703	DAV Public School Pokhariput BBSR Odisha	81.21	ORWB	Ms. Sujata
III	04583	DAV Public School BRS Nagar Ludhiana Punjab	80.05	PB-4	Mrs. Jaswinder K. Sidhu

Table 7.1.3**(Group-III) Students' Strength: 41-120****Number of Schools: 126****Total Number of Students: 9497**

Rank	School Code	Name of the School	QPI	Zone	Principal
I	09904	DAV Model School IIT Kharagpur West Bengal	83.24	ORWB	Mr. M. P. Sharma
II	07052	DAV Public School Velacherry Chennai Tamil Nadu	82.91	AP	Mrs. Mino Aggarwal
III	25217	DAV Public School Sarabha Nagar Extn Ludhiana Punjab	81.53	PB-4	Dr. Mohan Lal Sharma

Table 7.1.4**(Group-IV) Students' Strength: 40 and Below****Number of Schools: 73****Total Number of Students: 1818**

Rank	School Code	Name of the School	QPI	Zone	Principal
I	06346	DAV Public School ACC Colony Wadi Gulbarga Karnataka	82.72	AP	Mr. B. Prabhakar
II	08349	DAV Public School Paradeep PPL Township Paradeep Odisha	81.23	OR	Mr. S. K. Das
III	04323	DAV Public School Nahan Sirmour Himachal Pradesh	78.56	HP-2	Mr. Naresh Katoch

Inference:

The Schools as mentioned in Tables 7.1.1 to 7.1.4 have done well and bagged the first three positions in various categories.

B. Special Applause

Ranking of the best three schools at the national level, in each group, at Senior Secondary Level has been done in this Chapter. Under Special Applause, we will deal with the DAV Public/Model Schools, who have **maintained the ranks for three consecutive years** at the national level. The Principals of these schools deserve **special applause**.

7.2 Senior Secondary Level

The following schools have either secured first, second or third position in the last three years at the Senior Secondary Level.

Table 7.2.1

Rank	CBSE Code	Name of the School	Principal	Year	Students' Strength
I	04100	DAV Public School Sector 14 Gurgaon Haryana	Mrs. Anita Makkar	2011	241 and Above (Group-I)
I	04100	DAV Public School Sector 14 Gurgaon Haryana	Mrs. Anita Makkar	2012	241 and Above (Group-I)
I	04100	DAV Public School Sector 14 Gurgaon Haryana	Mrs. Anita Makkar	2013	241 and Above (Group-I)

Table 7.2.2

Rank	CBSE Code	Name of the School	Principal	Year	Students' Strength
II	08378	DAV Public School Chandrasekharpur Bhubaneswar Odisha	Dr. K. C. Satapathy	2011	121-240 (Group-II)
I	08378	DAV Public School Chandrasekharpur Bhubaneswar Odisha	Dr. K. C. Satapathy	2012	121-240 (Group-II)
II	08378	DAV Public School Chandrasekharpur Bhubaneswar Odisha	Dr. K. C. Satapathy	2013	241 and Above (Group-I)

Table 7.2.3

Rank	CBSE Code	Name of the School	Principal	Year	Students' Strength
I	04583	DAV Public School BRS Nagar Ludhiana Punjab	Mrs. Jaswinder K. Sidhu	2011	121-240 (Group-II)
III	04583	DAV Public School BRS Nagar Ludhiana Punjab	Mrs. Jaswinder K. Sidhu	2012	121-240 (Group-II)
III	04583	DAV Public School BRS Nagar Ludhiana Punjab	Mrs. Jaswinder K. Sidhu	2013	121-240 (Group-II)

Table 7.2.4

Rank	CBSE Code	Name of the School	Principal	Year	Students' Strength
III	08305	DAV Public School Bhubaneswar Odisha	Dr. (Mrs.) Bhagyabati Nayak	2011	121-240 (Group-II)
II	08305	DAV Public School Bhubaneswar Odisha	Dr. (Mrs.) Bhagyabati Nayak	2012	121-240 (Group-II)
I	08305	DAV Public School Bhubaneswar Odisha	Dr. (Mrs.) Bhagyabati Nayak	2013	121-240 (Group-II)

Table 7.2.5

Rank	CBSE Code	Name of the School	Principal	Year	Students' Strength
II	09703	DAV Public School Pokhariput BBSR Odisha	Ms. Sujata	2011	41-120 (Group-III)
II	09703	DAV Public School Pokhariput BBSR Odisha	Ms. Sujata	2012	41-120 (Group-III)
II	09703	DAV Public School Pokhariput BBSR Odisha	Ms. Sujata	2013	121-240 (Group-II)

Table 7.2.6

Rank	CBSE Code	Name of the School	Principal	Year	Students' Strength
III	09904	DAV Model School IIT Kharagpur West Bengal	Mr. M. P. Sharma	2011	40 and Below (Group-IV)
I	09904	DAV Model School IIT Kharagpur West Bengal	Mr. M. P. Sharma	2012	40 and Below (Group-IV)
I	09904	DAV Model School IIT Kharagpur West Bengal	Mr. M. P. Sharma	2013	41-120 (Group-III)

Table 7.2.7

Rank	CBSE Code	Name of the School	Principal	Year	Students' Strength
I	07052	DAV Public School Velacherry Chennai Tamil Nadu	Mrs. Minoo Aggarwal	2011	40 and Below (Group-IV)
I	07052	DAV Public School Velacherry Chennai Tamil Nadu	Mrs. Minoo Aggarwal	2012	41-120 (Group-III)
II	07052	DAV Public School Velacherry Chennai Tamil Nadu	Mrs. Minoo Aggarwal	2013	41-120 (Group-III)

CHAPTER VIII

Legion of Merit Performers

The best eight students (at the best three positions), who have scored the highest aggregate marks in the Senior Secondary Examination of the CBSE Board, have been selected for the 8.1 Section of this Chapter. The placement of rank holders at the Senior Secondary Level has been done stream-wise in accordance with the aggregate marks in that particular stream in Section 8.2.1, 8.2.2, 8.2.3 and 8.2.4.

The entire DAV Organisation feels proud of these students. Each of these Meritorious students and Toppers have received a **Letter of Applause** from the President, DAV CMC.

8.1 Meritorious Students (Std XII)



ARUSHI
DAV Public School
Sreshtha Vihar Delhi



NIKHIL SINGHANIA
DAV Public School
MCL Hdq. Anand Vr Burla
Sambalpur Odisha

98.60%

First position among all the DAV students



IPSITA RATH
DAV Public School
Paradeep PPL Township Paradeep Odisha

98.20%

Second position among all the DAV students



MAYANK MANIKYA
BR DAV Public School
Barauni RT Begusarai Bihar



AKSHAY R
DAV Public School
Pune Maharashtra



AASHRAY SOBTI
DAV Public School
Yamuna Nagar Haryana



SHRESTHA PANDA
DAV Public School
Chandrasekharpur Bhubaneswar Odisha



SANGEETA BHAGAT
TC DAV Public School
Babrula Budaun Uttar Pradesh

98.00%

Third position among all the DAV students

8.2 Stream-wise DAV Toppers (Std XII)

Table 8.2.1

Science Stream

Position	Name of the School	Student	Marks	Percentage
I	DAV Public School MCL Hdq. Anand Vr Burla Sambalpur Odisha	Nikhil Singhania	493	98.60
II	DAV Public School Paradeep PPL Township Paradeep Odisha	Ipsita Rath	491	98.20
III	BR DAV Public School Barauni RT Begusarai Bihar	Mayank Manikya	490	98.00
III	DAV Public School Pune Maharashtra	Akshay R	490	98.00
III	DAV Public School Yamuna Nagar Haryana	Aashray Sobti	490	98.00
III	DAV Public School Chandrasekharapur Bhubaneswar Odisha	Shrestha Panda	490	98.00

Table 8.2.2

Commerce Stream

Position	Name of the School	Student	Marks	Percentage
I	DAV Public School Sreshtha Vihar Delhi	Arushi	493	98.60
II	TC DAV Public School Babrala Budaun Uttar Pradesh	Sangeeta Bhagat	490	98.00
III	DAV Public School Sreshtha Vihar Delhi	Bhumika Gupta	489	97.80
III	Kulachi Hansraj Model School Ashok Vihar Delhi	Vaibhav Gupta	489	97.80
III	Kulachi Hansraj Model School Ashok Vihar Delhi	Neha Gupta	489	97.80
III	DAV Public School Pushpanjali Encl. Pitampura Delhi	Ritu Khattar	489	97.80

Table 8.2.3**Humanities Stream**

Position	Name of the School	Student	Marks	Percentage
I	VV DAV Public School Vikaspuri New Delhi	Devyani	486	97.20
II	DAV Public School Pushpanjali Encl. Pitampura Delhi	Sakschi Verma	482	96.40
III	DAV Public School Sect B-Pkt-1 Vasant Kunj New Delhi	A R Rakshitha	481	96.20

Table 8.2.4**Vocational Studies**

Position	Name of the School	Student	Marks	Percentage
I	SLS DAV Public School Mausam Vihar Delhi	Vikas Soni	445	89.00
I	DAV Police Public School New Police Lines Hissar Haryana	Shweta Sihag	445	89.00
II	SLS DAV Public School Mausam Vihar Delhi	Harshita Sehgal	444	88.80
III	Kulachi Hansraj Model School Ashok Vihar Delhi	Vinni Aggarwal	435	87.00

8.3 Laureate Certificates

We have set up a tradition of awarding ‘**Laureate Certificates**’ to the DAV students scoring the highest marks in a subject. The number of Laureate Certificates issued in each subject in **Std XII** are documented in the Table 8.3.1.

The ‘**Laureate Certificates**’ are awarded under the joint signatures of the President , DAV College Managing Committee and the General Secretary, DAV College Managing Committee.

Table 8.3.1**Subject-wise Highest Marks secured by DAV Students at Senior Secondary Level: 2013**

Subject Code	Subject	Max. Marks	No. of Students
41	Mathematics	100	55
43	Chemistry	100	40
49	Painting	100	27
34	Music Hind. Vocal	100	25
54	Business Studies	100	14
30	Economics	100	9
44	Biology	100	8
55	Accountancy	100	7
45	Biotechnology	100	7
48	Physical Education	100	4
65	Informatics Prac.	100	4
35	Music Hind. Ins. Mel.	100	4
46	Engg. Graphics	100	3
42	Physics	100	3
29	Geography	100	2
52	App/Commercial Art	100	2
83	Computer Science	100	2
322	Sanskrit Core	099	7
37	Psychology	099	2
301	English Core	099	1
28	Political Science	099	1
67	Multimedia & Web T	099	1
66	Entrepreneurship	098	3
701	DTP CAD & Multimedia	098	2
302	Hindi Core	098	1
699	IT Systems	098	1
64	Home Science	098	1
27	History	097	2
36	Music Hind. Ins. Per.	097	1
724	BPO Skills	097	1
104	Punjabi	096	1

Subject Code	Subject	Max. Marks	No. of Students
111	Manipuri	096	1
686	Clothing Const.	096	1
120	German	096	1
56	Dance-Kathak	096	1
002	Hindi Elective	095	5
684	Textile Science	095	1
53	Fashion Studies	095	1
39	Sociology	095	1
685	Desg. & Pat. Making	094	1
113	Odiya	093	1
700	Business Data Proc.	093	1
72	Mass Media Studies	092	1
51	Sculpture	089	1
687	Basic Design	087	1
101	Functional English	085	1
688	Dyeing & Printing	083	1
723	Int. To Financl Mkt.	081	1
118	French	080	1

Inference:

At Senior Secondary Level in 2013 maximum students have scored the **highest marks** in Mathematics, followed by Chemistry, Painting, Music Hind. Vocal, Business Studies, Economics, Biology, Accountancy, Biotechnology, Physical Education, Informatics Prac., Music Hind. Ins. Mel., Engg. Graphics, Physics, Geography, App/Commercial Art and Computer Science.

CHAPTER IX

The DAV Merit Holders

The DAV has a tradition of honouring meritorious performance. In recognition of the high academic performance, the students who score 90% and Above marks in Senior Secondary are designated as **high achievers** as they demonstrate outstanding academic promise. In appreciation of their commendable performance, the President, DAV College Managing Committee, New Delhi awards **Certificate of Achievement** to meritorious students who excels in the CBSE Examination.

Senior Secondary Level

Every year the number of students at Std XII Level has been increasing. It is heartening to note that students from DAV Public/Model Schools are showing a commendable performance.

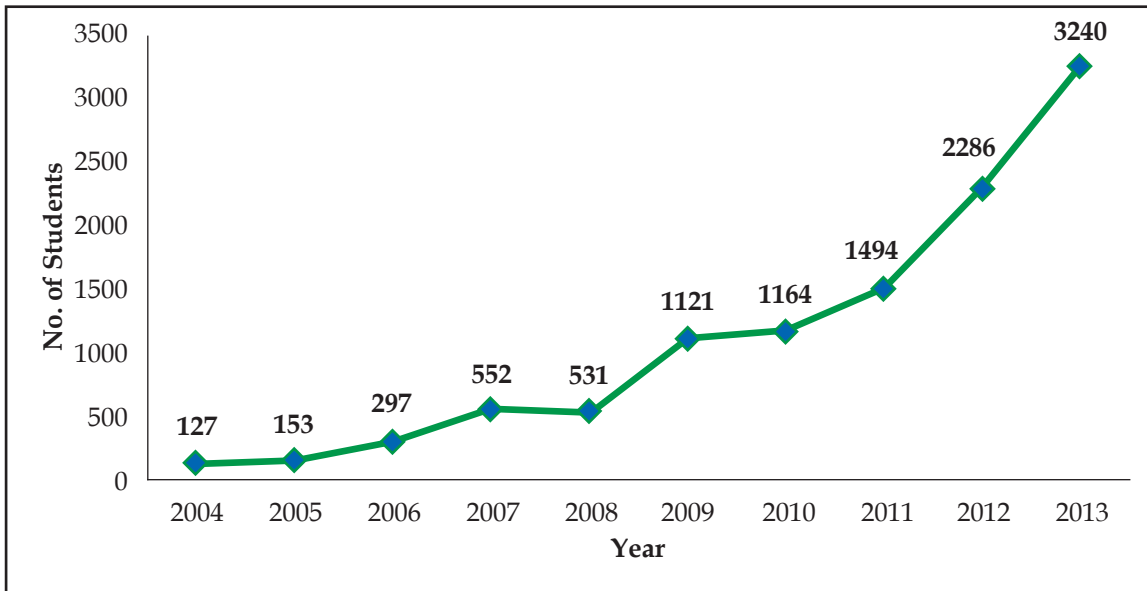
The total number of students who obtained 90% and Above **in 2012** were **2286** and **this year it is 3240** as shown in Table 9.1.

Table 9.1

Students Scoring 90% and Above in Std XII

	2004	2005	2006	2007	2008	2009	2010	2011	2012	2013
XII	127	153	297	552	531	1121	1164	1494	2286	3240

The Graphical Representation of Data Shown in Table 9.1



Inference:

The graph relating to Table 9.1 shows an **incline** in performance. Most noteworthy is the performance of the students at the Senior Secondary Level in **2013**.

This year at the Senior Secondary Level the number of students scoring 90% and Above in the aggregate has increased substantially as compared to the CBSE Examination year 2012. Total number of students who obtained 90% and Above in 2012 were 2286 and this year it is 3240. The number has increased by **954**.

The following number of students from our schools as depicted in the Table 9.2 will be awarded the **Certificate of Achievement** by the President, DAV College Managing Committee for having 90% or more marks in aggregate in the Senior Secondary Examination held by CBSE in March, 2013.

Table 9.2**List of Merit Position Holders in Std XII**

Sl No.	Zone	School Name	No. of Students Scored 90% and Above
1	AP	DAV Public School Velacherry Chennai TN	19
2		DAV Public School RK Puram Hyderabad AP	7
3		DAV Public School ACC Colony Wadi Gulbarga KK	5
4	BR-1	DAV Public School BSEB Colony Patna BR	101
5		DAV Public School Khabra Darbhanga Road Muzaffarpur BR	10
6		BR DAV Public School Barauni RT Begusarai BR	9
7		DAV Public School Cantt Road Khagaul Patna BR	8
8		DAV Public School Phulwari Sharif Patna BR	6
9		DAV Centenary Public School Railway Road Siwan BR	5
10		Dr. DR DAV Public School Danapur Patna BR	3
11		DAV Public School Urvarak Nagar HFC Barauni Begusarai BR	2
12		SL DAV Public School Rajendra Nagar Khagaria BR	1
13		CS DAV Public School Kotwa Road Banket Motihari BR	1
14		NS DAV Public School Dumra Kothi Sitamarhi BR	1
15		SR DAV Public School Chunapur Road Aerodrome Purnia BR	1
16	BR-2	DAV Public School College Road Rotary Campus Gaya BR	9
17		DAV Public School Deepti Nagar NTPC Kahalgaon Bhagalpur BR	7
18		DAV Public School Cantonment Area Gaya BR	6
19		GD DAV Public School Bhandarkola Satar Road Deogarh BR	5
20		DAV Public School Khetan Lane Jehanabad BR	2
21		DAV Public School Dayanand Vihar Aurangabad BR	1
22	CGMP	DAV Public School Vasant Vihar Bilaspur CG	22
23		DAV Public School Gevra Project Dt. Korba CG	6
24		DAV Public School ACC Jamul Durg CG	5
25		DAV Public School SECL Bishrampur Surguja CG	5
26		DAV Public School Bhatgaon Area SECL Surguja CG	4
27		JPV DAV Public School FCI Godown Pureni Chaka Katni MP	4
28		DAV Public School SECL Kusmunda Korba CG	4
29		DAV Burhar Public School Pakaria Burhar Shahdol MP	4
30		DAV Public School SECL Chhal Dt. Raigarh CG	3
31		DAV ACC Public School Kymore Dt. Katni MP	3
32		Tata DAV Public School TSCD Sonadih Raipur CG	2
33		DAV Public School Majhgawan Mines Panna MP	2
34		DAV Public School HUDCO Bhilai Durg CG	2
35		DAV Public School SECL Bartunga Chirimiri Korea CG	1

Sl No.	Zone	School Name	No. of Students Scored 90% and Above
36	CH	DAV Public School Sector 8-C Chandigarh	16
37		DAV Model School Sector 15-A Chandigarh	5
38	DEL	SR DAV Public School Dayanand Vihar Delhi	92
39		Kulachi Hansraj Model School Ashok Vihar Delhi	82
40		DAV Public School Sreshtha Vihar Delhi	78
41		Hansraj Model School Rd 73 Punjabi Bagh ND	77
42		DL DAV Model School Pitampura Delhi	70
43		VV DAV Public School Vikaspuri ND	54
44		DL DAV Model School Shalimar Bagh Delhi	48
45		DAV Public School Pushpanjali Enclave Pitampura Delhi	47
46		DAV Centenary Public School Paschim Encl. Rohtak Rd ND	23
47		DAV Public School Sector VII Rohini Delhi	22
48		SLS DAV Public School Mausam Vihar Delhi	20
49		SB DAV Public School Vasant Vihar ND	13
50		DAV Public School Kailash Hills East of Kailash ND	12
51		DAV Public School Ashok Vihar Phase IV Delhi	10
52		DAV Public School Sect B-Pkt-1 Vasant Kunj ND	10
53		AG DAV Centenary Public School Model Town Delhi	9
54		DAV Public School Chander Ngr Janakpuri ND	8
55		DAV Centenary Public School Narela Delhi	7
56		JL DAV Public School Paschim Vihar ND	6
57	GM	DAV Public School Pune MR	35
58		DAV Public School New Panvel Mumbai MR	23
59		DAV Public School Nerul Navi Mumbai MR	23
60		DAV Public School Airoli Navi Mumbai MR	13
61		JH Ambani School Lodhivali Chowk Raigad MR	5
62		Adani DAV Public School Nana Kapaya Kutch Gujarat	4
63	HAR-1	DAV Centenary Public School Urban Estate Jind HRY	35
64		DAV Public School Panipat HRY	24
65		SBP DAV Centenary Public School Fatehabad HRY	19
66		DAV Centenary Public School Sec 11-12 Panipat HRY	16
67		DAV Public School Assandh Dt. Karnal HRY	3
68		DAV Centenary Public School Tohana Fatehabad HRY	3
69		KR DAV Public School Safidon Jind HRY	3
70		DAV Cent Public School Kaithal Rd Narwana Jind HRY	1
71	HAR-2	DAV Sr Sec Public School Ambala City HRY	23
72		DAV Public School Naraingarh HRY	4
73		Police DAV Public School Ambala City HRY	4
74		DAV Cent Public School Barara AT Simbla Ambala HRY	2

Sl No.	Zone	School Name	No. of Students Scored 90% and Above
75	HAR-3	KB DAV Centenary Public School Sec 7-B Chandigarh	30
76		DAV Sr Public School Surajpur Panchkula HRY	3
77		DAV Public School Rajpura Patiala PB	2
78		DAV Public School Yamuna Nagar HRY	2
79		Major RNK DAV Public School Ambala Cantt HRY	2
80		DAV Centenary Public School Sirsa HRY	2
81		SRD DAV Cent Public School Rania Dt. Sirsa HRY	1
82		CL DAV Sr Public School Panchkula HRY	1
83	HAR-4	KLA DAV Public School Hissar HRY	20
84		DAV Police Public School New Police Lines Hissar HRY	3
85		DAV Centenary Public School Samalkha Panipat HRY	1
86	HAR-5	MLS DAV Public School Narnaul Mohindergarh HRY	9
87		DAV Public School Mohindergarh HRY	2
88		DAV Centenary Public School Sec 6 Bahadurgarh HRY	2
89	HAR-6	OS DAV Public School Kaithal HRY	56
90		DAV Public School Sec 3 UE Kurukshetra HRY	17
91		DAV Public School Cheeka Kaithal HRY	5
92		AK DAV Public School Ismailabad Kurukshetra HRY	1
93		DAV Centenary Public School Pehowa Kurukshetra HRY	1
94		DAV Sr Sec School Pundri Kaithal HRY	1
95		HP-1	DAV Public School Sector-IV New Shimla HP
96	DAV Sr Sec Public School Lakkar Bazar Shimla HP		17
97	DAV Public School Palampur Kangra HP		12
98	DAV Public School Alampur Kangra HP		1
99	HP-2	Dayanand Public School The Mall Shimla HP	13
100		MRA DAV Public School Anand Complex Solan HP	6
101		DAV Public School Parwanoo Solan HP	4
102		DAV Public School Nahan Sirmour HP	1
103		DAV Sirmour Public School Paonta Sahib HP	1
104	HP-3	Hansraj Public School Sector 6 Panchkula HRY	3
105		BBMB DAV Public School Nangal Township PB	3
106	HP-4	DAV Centenary Public School J Pur Haridwar UA	9
107		DAV Public School Defence Colony Dehradun UA	9
108	HP-5	DAV Centenary Public School Jawahar Nagar Mandi HP	4
109		DAV Public School Sunder Nagar Mandi HP	4
110		Dr. DC DAV Public School Mohal Kullu HP	4
111		DAV Public School Ghumarwin Bilaspur HP	3
112		DAV Public School Bilaspur HP	2
113		DAV Public School Greyoh Sarkha Ghat Mandi HP	2
114		DAV Sr Sec Public School Barmana Bilaspur HP	2

Sl No.	Zone	School Name	No. of Students Scored 90% and Above
115	JH	DAV Model School Durgapur Burdwan WB	104
116	JH	DAV Public School Bistupur Jamshedpur Singhbhum E JH	62
117	JH	BNS DAV Public School Bulaki Rd Giridih JH	48
118	JH	DAV Public School Itki Road PO Hehal Ranchi JH	44
119	JH	DAV Public School BCCL Koyla Ngr Dhanbad JH	40
120	JH	DAV Kapil Dev Public School Kadru Ranchi JH	29
121	JH	DAV Public School Canary Hill Road Hazaribagh JH	21
122	JH	DAV Public School CCL Giridih JH	20
123	JH	DAV Public School Bariatu Road Ranchi JH	19
124	JH	DAV Public School Sector-IV BS City Bokaro JH	17
125	JH	DAV Public School Roop Narayanpur Burdwan WB	16
126	JH	BRL DAV Public School Bhandaridah Bokaro JH	9
127	JH	DAV Public School Gandhi Nagar CCL Ranchi JH	9
128	JH	DAV Public School Anpara Thermal Proj Sonebhadra UP	8
129	JH	DAV Public School NTS Barkakhana Hazaribagh JH	8
130	JH	DAV Public Sr Sec School Bina Sonebhadra UP	8
131	JH	MK DAV Public School Chianki Daltonganj Palamau JH	7
132	JH	Tata DAV Public School TISCO Hazaribagh JH	6
133	JH	DAV Public School Dudhichua Project Jayant Sidhi MP	6
134	JH	DAV Public School Moonidih Project Dhanbad JH	6
135	JH	SJ DAV Public School Chaibasha Singhbhum W JH	5
136	JH	DAV Public School TISCO Singhbhum W JH	4
137	JH	PVSS DAV Public School Jhumritelaiya Koderma JH	4
138	JH	DAV Public School Kathara Bokaro JH	3
139	JH	DAV Public School Nigahi NCL Sidhi MP	3
140	JH	DAV Public School Ara Kujua Area Hazaribagh JH	3
141	JH	Tata DAV School TISCO Sijua Bhelatand Dhanbad JH	3
142	JH	Raniganj LJD MC DAV Public School Burdwan WB	2
143	JH	DAV Public School Khadia(NCL) Sonebhadra UP	2
144	JH	DAV Public School TPP Rihand Ngr Sonebhadra UP	2
145	JH	Agrasen DAV Public School Bharech Ngr Hazaribagh JH	2
146	JH	DAV Public School Dugda Coal Washery Bokaro JH	2
147	JH	DAV Public School Kanyapur Asansol Burdwan WB	2
148	JH	Tata DAV School Jamadoba Dhanbad JH	2
149	JH	DAV Model School CFRI Dhanbad JH	2
150	JH	DAV Centenary Public School Baniahir Dhanbad JH	2
151	JH	DAV Centenary Public School Garhwa JH	1
152	JH	DAV Public School Tenughat TPS Lalpania Bokaro JH	1
153	JH	DAV Centenary Public School Amlohri Proj Sidhi MP	1
154	JH	DAV Public School Rajrappa Proj Hazaribagh JH	1
155	JH	DAV Public School Kusunda Colliery Dhanbad JH	1
156	JH	DAV Public School Kedla CCL Hazaribagh JH	1
157	JH	DAV Public School Adityapur Singhbhum W JH	1

Sl No.	Zone	School Name	No. of Students Scored 90% and Above
158	NCR	DAV Public School Sector 14 Gurgaon HRY	134
159		DAV Public School Sector 14 Faridabad HRY	39
160		DAV Public School Rajender Ngr Sahibabad Ghaziabad UP	21
161		DAV Public School Sector 37 Faridabad HRY	17
162		DAV Centenary Public School Rohtak HRY	12
163		DAV Public School Sainik Colony Faridabad HRY	7
164		DAV Centenary Public School Sec 56 Noida GB Nagar UP	7
165		DAV Multipurpose Public School Sector 15 Sonipat HRY	6
166		DAV Centenary Public School Chander Ngr Ghaziabad UP	5
167		DAV Public School Palwal Faridabad HRY	4
168		DAV Public School Brij Vihar Ghaziabad UP	4
169		DAV Public School NH 3 NIT Faridabad HRY	4
170		RRJS DAV Public School Tech Pataudi Gurgaon HRY	2
171		DAV Public School Ballabgarh Faridabad HRY	2
172		DAV Centenary Public School Kalanaur Rohtak HRY	1
173		JP DAV Public School Ganaur Sonipat HRY	1
174		DAV Public School Pratap Vihar Ghaziabad UP	1
175	ORWB	DAV Public School Chandrasekharapur Bhubaneswar Odisha	114
176		DAV Public School Bhubaneswar Odisha	79
177		DAV Public School Sec 6 Markat Ngr Cuttack Odisha	41
178		DAV Public School Pokhariput BBSR Odisha	36
179		DAV Public School Gandhi Ngr Berhampur Ganjam Odisha	27
180		DAV Public School MCL Hdq Anand Vr Burla Sambalpur Odisha	18
181		DAV Public School Rourkela Dt. Sundergarh Odisha	16
182		DAV Model School IIT Kharagpur WB	14
183		DAV Public School MCL Jagannath Area Angul Odisha	13
184		DAV Public School MCL Kalinga Rd Mahendrapur Angul Odisha	7
185		DAV Public School DVC MTPS Bankura WB	5
186		DAV Public School Sovarampur Balasore Odisha	5
187		DAV Public School Paradeep PPL Township Paradeep Odisha	4
188		MDB DAV Public School NH 60 PO Kesiakole Bankura WB	4
189		DAV Public School DB Road Midnapur WB	4
190		DAV Public School Rangit Nagar Sikkim	4
191		DAV Public School Kansbahal Sundargarh Odisha	3
192		DAV Public School Kalinga Ngr Bhubneshwar Khordha Odisha	3
193		DAV Public School Bandhabahal Belpahar Sambalpur Odisha	2
194		Atreyee Eng. Med. School Mongalpur W Dinajpur WB	2
195		DAV Public School Brajraj Nagar Jharsuguda Odisha	1
196	PB-1	DAV Public School Lawrence Road Amritsar PB	55
197		DAV Intl. School Verka Chowk Amritsar PB	14
198		Police DAV Public School POL Lines Amritsar PB	5
199		GND DAV Public School Bhikhiwind Amritsar PB	1

Sl No.	Zone	School Name	No. of Students Scored 90% and Above
200	PB-2	Police DAV Public School Jalandhar Cantt PB	15
201		MHS Agri Collegiate School Nagbani Jammu Tawi J&K	14
202		BBMB DAV Public School Talwara Township PB	7
203		Dayanand Model Sr Sec School Jalandhar PB	6
204		DRV DAV Cent Public School Phillaur Jalandhar PB	5
205		Dr. MCM DAV Public School Pathankot PB	4
206		MD Dyanand Model School Nakodar Distt Jalandhar PB	2
207		Lala JN DAV Model School Kabir Nagar Jalandhar PB	2
208		SVJC DAV Public School Dasuya Hoshiarpur PB	1
209		SRT DAV Public School Bilga Jalandhar PB	1
210	PB-3	DAV Public School Patiala PB	15
211		DAV Centenary Public School Malerkotla PB	8
212		LIDG DAV Cent Public School Jalalabad(W) PB	5
213		DAV Public School Kotkapura Faridkot PB	4
214		DAV Centenary Public School Nabha Patiala PB	4
215		SBR DAV Public School Talwandi Bhai Ferozepur PB	3
216		HM DAV Public School Malwal Rd Ferozepur City PB	2
217		BBB DAV Public School Moonak Sangrur PB	2
218		RKG DAV Public School Guru Harsahai Ferozepur PB	1
219		Smt KB DAV Cent Public School Fazilka Ferozepur PB	1
220	PB-4	DAV Public School BRS Nagar Ludhiana PB	59
221		DAV Public School Sarabha Nagar Extn Ludhiana PB	25
222		DAV Public School Hamirpur HP	13
223		DAV Centenary Public School Una HP	7
224		DAV Public School Dehra Gopipur Kangra HP	6
225		DAV Public Sr Sec School Bharoli Dt. Kangra HP	4
226		BD DAV Public School Dharamshala HP	3
227		DAV Public School Baghni Nurpur Kangra HP	3
228		DAV Public School Moh-Hardaspura Dt. Chamba HP	2
229		DAV Public School Ambota Una HP	2
230	TR DAV Public Sr Sec School PO Kangoo Hamirpur HP	2	
231	PB-5	LRS DAV Sr Sec Model School Abohar PB	19
232		DAV Edward Ganj Public School Malout PB	15
233		RB DAV Sr Sec Public School Bhatinda PB	8
234		SDKL DAV Centenary Public School Mansa PB	5
235		JNJ DAV Public School Giddarbha Muktsar PB	3
236		CM DAV Sr Sec Public School Mandi Dabwali Sirsa HRY	2
237	PB-6	Dr. DRB DAV Centenary Public School Batala PB	2
238	RJ	DAV Public School Talwandi Kota RAJ	87
239		DAV Centenary Public School Vaishali Nagar Jaipur RAJ	14
240		DAV Centenary Public School Adarsh Nagar Ajmer RAJ	5
241		DAV Cent Public School Hanumangarh Town RAJ	4
242		Mangalam DAV Public School Morak Kota RAJ	3
243		DAV ACC Public School Lakheri Distt Bundi RAJ	1

Sl No.	Zone	School Name	No. of Students Scored 90% and Above	
244	UPUL	TC DAV Public School Babrala Budaun UP	11	
245		SR DAV Public School AV Colony Saharanpur UP	9	
246		DAV Public School Kotdwar Pauri UA	8	
247		DAV Centenary Public School Shastri Nagar Meerut UP	8	
248		GAIL DAV Public School Dibiyapur Auraiya UP	7	
249		DDM DAV Public School Kashipur U Singh Nagar UA	4	
250		DAV Centenary Public School Haldwani Nainital UA	4	
251		DAV Public School Unchahar Rae Bareli UP	2	
252		DAV Public School NTPC Vidyut Ngr Ghaziabad UP	2	
253		LSD DAV Public School Pilkhuwa Ghaziabad UP	1	
			TOTAL	3240

CHAPTER X

Success Mantra

The results of the CBSE Board Examination in the past years reveal that some schools have consistently performed well. The scores of individual students topping the All India Board Examination of CBSE, as well that of the school performance, at the Senior Secondary Level have brought laurels to the DAV Organisation and done us all proud.

The case studies of two DAV Public Schools as given in 10.1, highlight success stories of schools that have delivered a high level of performance consistently. The case studies reveal success achieved as a result of teachers and pupils benefitting from sharing classroom materials, and motivation given in some other non-academic field helping the students to perform well in academics, by inspiring impressionistic minds.

DAV Schools have set high expectations from their pupils, and with a dedicated staff and excellent standards of teaching-learning, they have been successful in achieving good results. To improve learning outcomes, a few schools are constantly looking for information and communication technology (ICT) solutions that support teachers, students, and administrators. This has been possible by establishing a collaborative environment for teachers and pupils to share learning resources, classroom skills and teaching practices. A set of E-learning modules have been created by staff that support all curriculum areas and ensure best practice through E-learning.

The case studies reveal success achieved as a result of-

- Students studying interactively.
- Teachers and pupils benefitting from sharing classroom materials.
- Motivation given in some other non-academic field helping the students to perform well in academics.
- Information and Communication Technology (ICT) solutions that support teachers, students and administrators.
- E-learning modules created by staff that support all curriculum areas and ensure best practice through E-learning.
- Good infrastructural support.

As a result, students have pushed the boundaries of learning with outstanding results-

CREATING OPPORTUNITIES

HARNESSING POTENTIAL

ACHIEVING EXCELLENCE

10.1 Case Studies of Schools

DAV PUBLIC SCHOOL, PHASE-II, SECTOR-IV, BELOW BCS, NEW SHIMLA, HP

'No pain, No palm, No thorn, No throne, No gall, No glory, No cross, No crown' - William Penn knew what he was saying when he wrote these words; nothing worth achieving certainly nothing great can ever be achieved without effort, struggle and sacrifice and these have been the keywords of DAV, New Shimla.

A network of DAV Public Institutions speaks volumes for its wide popularity. DAV, New Shimla is no exception. Thirty years old school started in a rented building, now established its identity in a huge complex spread in 20 bighas as a noteworthy progressive school.

Mission

We make our children life-long learners by developing their skills as academic-achievers, keen collaborative learners, composite and progressive thinkers, effective communicators and principled citizens who equip themselves for the task of tomorrow.

Vision

Dreaming, Visualizing, Planning, Acting.

Prompt action and searching for new options encompasses our vision. Quality education which is not only meant to instruct the brain but also to tutor the heart to promote co-operation, sense of fair play, sporting spirit, self-control, the sacrifice of self for the good of the whole.

Aims at

We believe in secularism, nationalism, patriotism, health care and above all character building. Keeping this in view, the School aims at-

1. a balanced curriculum which paves the way to establish a strategy for setting, from where a child is, to where he aspires to be.

2. honing the true potential of the child to seek educational challenges committing to all–round development–social, emotional, physical and intellectual.
3. striving to live by the philosophy – the real wealth of a nation lies in its human resources.



Infrastructure

DAV, New Shimla is synergistic mix of sports, music, dramatics, dance and computers with academic classes that completes the holistic growth of students thus, making the children physically fit, mentally alert, socially active, spiritually sound, emotionally stable....supporting our vision and mission.

Interactive classroom teaching supported by multimedia, group discussions, seminars, field visits, project work and literary, cultural, sports and IT activities form an integral part of learning. We have provided an excellent physical infrastructure, enriching environment that contributes to the overall development of each student. Smart E-classes, rich library, well-equipped labs, big playgrounds, gym and above all an auditorium.....a perfect setting for co-curricular activities that run throughout the year.

Accomplishments

Apart from intra-school state competitions, where the school has acknowledged first, second and rarely third positions, it carved its niche at

National level where it was awarded fourth place as Best Waste Managers by Central Scientific Information 'CSI' collaborated, with Gobar Times, an International NGO. Every year, School is declared 'Clean Green School' by Science and Technology at State level. Some of our other accomplishments are –

1. Adoption of village, Dhanu gram where there is interaction with villagers, farmers on scientific methods of cultivation, cleanliness, diseases, causes and remedies.
2. Working on a project in Harijan Basti of Rajhana, where people are educated about vermin compose.
3. Remarkable performance in results of Board classes, i.e. X and XII every year securing first or second place in the zone.
4. The School has bagged First Position in State level and has been selected for National Group Song Competition by Bhartiya Vikas Parishad.
5. The School has been awarded Second Prize in National level Wildlife Quiz by WWF.
6. The School has excelled in the field of Sports too-Winners (both Boys & Girls) in Basket Ball(Under 19) and four students were selected for State level.
7. The School keeps inviting eminent personalities such as Doctors, Counselors, Chartered Accountants, Lawyers (Dr. Roshan, Ms. Neelam Bali, Mr. Sharma and Mr. Sandeep) to guide and motivate the students.

We let ourselves and our school be a place to all that's possible.... By not letting ourselves be satiated with the yester done but letting the spirit grow with yester achievement.

**DAV PUBLIC SCHOOL
BSEB COLONY, NEW PUNAICHAK, PATNA, BIHAR**

The school started in June 1993 to impart Vedic education combined with Scientific approach and learning. It is located in the serene ambience of greenery in the heart of the historical city of Patna, capital of Bihar.

Mission

Our motto is to strive for excellence, and in pursuance of this aim, we toil for academic excellence to enable the students to achieve good results and be successful in their future life.

Vision

We endeavour for holistic development from the tiny toddlers to the seventeen years youth. The school caters to the need of every child and care

is taken to bloom their latent talents through a number of extra-curricular activities. We imbibe moral values through Vedic learning in the children.

Our school imparts the kind of education which is different in quality and content in respect of many other schools. It attaches more importance to the all-round development of students along with their personality development and consciousness towards the human values.

Aims at

Our school reflects the image where teaching is not the only aim to furnish good result in the board examinations but where the students are-

1. trained in terms of their mental, physical and spiritual capacities.
2. made to widen their approach towards any situation and the outlook as well.
3. helped to inculcate the human and aesthetic values thus, building a strong character.
4. made to meet with the global challenges with the help of their parents who are made their co-partners.
5. helped to widen the mental horizon thus, introducing them as global citizens.
6. made to serve, educate the society and render their services free of cost.



Infrastructure

We aim to achieve best results and to give wings to dreams and aspirations to every child by providing a well-equipped computer lab, virtual lab, science, lingua, social science lab and a congenial atmosphere in the school based on thematic teaching.

Accomplishments

The School has set itself apart from all the other DAV and non-DAV schools. Some of our accomplishments are-

1. Awarded 'Best School in Bihar and Jharkhand' in 2012 and 2013. The survey was conducted by Channel 4, Student's World Magazine and the The First New Generation School by the CBSE, India.
2. Each year, the school turns out with the highest percentage of students among all the schools of the state, who score more than 90% marks in Class-XII Board Exams.
3. The school has initiated and is running a project on Waste Management under which students, teachers and the non-teaching staff play their parts in disposing off and reusing waste products in an eco-friendly way.
4. The school runs 'The Creative Club' to promote creative talents among students. It also provides non-formal education to many children who hail from a background of limited resources.
5. Some of honorary visitors to the school include former President Dr. APJ Abdul Kalam, World Chess Champion, Vishwanathan Anand, etc.
6. Siddhant Vats, a student of Class XII is the creator of World's first Android Smart Watch. He was awarded the young entrepreneur award by the Prime Minister of India for his contribution in the field of Science & Technology.
7. Rishabh Singh and Saumya Swaroop, two pass-outs of the school got accepted to Brown University and Princeton University, USA with full scholarship.
8. Rahul Bhardwaj got the First Prize in India in a competition, organised by NASA, USA, where the candidates had to compose a song related to technology, science and the work of NASA in these fields.
9. Lakshya Bharadwaj of XII (2013-14) has been selected as an ambassador in UNEP Tunza for United Nations Environmental Programme to look after the environmental issues for a period of six months.

Birdies nurtured yesterday, birds winging out tomorrow. The overall aim of DAV BSEB, Patna is to make every student a humanised human being to face the global challenges.

CHAPTER XI

Crusade for Better Performance

DAV has an eclectic approach to evaluation. We have adopted a comprehensive approach while developing and evaluating the all-round personality of the child. All the three dimensions--the cognitive, the affective and the psycho-motor--are developed, observed, assessed and reinforced through thoughtful interventions and activities.

DAV has embarked on a continuous voyage towards excellence. The journey synthesizes at two levels: Organisational and Institutional.

12.1 Organisational Level

Over a decade, DAV College Managing Committee has redefined the focus of its policy. The main thrust now is on consolidation and quality management. For this purpose the Managing Committee has set up several departments to facilitate the developmental process. Development of curriculum and instructional material has special reference of global relevance keeping in view the pace of unprecedented growth and development in the field of Science and Technology, Electronics, Computers and Media. Thus, the process of quantitative and qualitative development goes hand in hand in DAV.

The conceptual clarity which develops in the formative period of childhood eventually forms the foundation for the performance of students at the Secondary or Senior Secondary Levels. Hence, various steps have been initiated by the DAV College Managing Committee at the Organisational level, to bring **uniformity** and **quality** in the academic standards of DAV institutions, right from the early childhood stages. In this movement towards academic excellence, the following efforts are worth mentioning:-

12.1 a) Initiatives and Efforts:

- ◆ A common set of books prepared for Classes-Nursery to VIII.
- ◆ A need based curriculum for Classes-Nursery to VIII.
- ◆ Curriculum Guidelines for teachers-Nursery to V.
- ◆ Teaching aids comprising Educational Kits, Audio and Multimedia CDs for Classes-Nursery to II.
- ◆ A common assessment system in tune with the CBSE CCE System.

- ◆ Regular monitoring of the professional development of our task force.
- ◆ A system of inspection for academic counseling.
- ◆ Annual analysis of performance in the CBSE Board Examinations (X & XII).

Today, the competition has grown at a tremendous rate and placement in professional colleges is tough for the students. The DAV has been monitoring performance regularly, and so academic standards are maintained and the immense potential of the deserving students is well-harnessed. Performance Analysis is conducted of the DAV schools and colleges and the data trends are highly encouraging.

All the DAV institutions are accountable to not only the DAV Organisation, but also to the parents and the society. Keeping this wider perspective in view, self-evaluation functions as a regular exercise in the DAV calendar.

Annual analysis of performance of the schools both of the **CSBE Board Examinations (X & XII)** as well as the **DAV Examination Board** and monitoring assessment has become a part of this regular exercise, at the Organisational level. The data of the performance of schools is viewed from various angles and presented graphically and in tabular forms, after a thorough analysis.

12.1 b) Benchmarking

In our endeavour to ensure that the academic performance of DAV Public/ Model Schools is par excellence, we begin with **Benchmarking**.

- ◆ Collecting of comparative data.
- ◆ Analysing and interpreting the data.
- ◆ Categorising the schools based on performance.
- ◆ Defining areas which need reinforcement.
- ◆ Outlining remedial measures and steps to implement them.
- ◆ Training, monitoring and reviewing.

Areas of Benchmarking

The data has already been collected, interpreted and analysed. The Performance trail reveals Performance Index of the Schools, as well as the Pass Percentage that has been studied in detail. The achievement levels of X and XII Board Results of our institutions have disclosed some pockets of excellence and some areas where immediate attention is required. This year

we have focused on a detailed analysis of the Std XII Board Examination in particular.

12.1.2. Identification of Common Errors

The DAV, thus, sensitises the educational institutions towards various measures of equipping our students with better examination strategies. The most initial step in this exercise is to identify the gaps in the learning process of our students.

A specific **detail of errors, generally committed by the students**, can form a baseline for our institutions in formulating specific corrective measures. The Common Errors (enlisted below), as sorted out from the mistakes generally committed by students in the Board Examinations, might serve the purpose of food for thought for the teachers as well as students and facilitate introspection.

- ◆ Answers not properly grammatically structured.
- ◆ Tendency to exceed word limit.
- ◆ The content presentations not upto the mark by the student, being irrelevant or incomplete.
- ◆ In essay type questions, students unable to organise the content matter in a desired manner.
- ◆ Inability to comprehend application-based questions specially which are in the form of quotations.
- ◆ Poor expression due to lack of proper vocabulary.
- ◆ Wrong interpretation of questions.
- ◆ When statistical data is given, students commit mistakes in calculating and also forget to write the unit of measurement.
- ◆ Incongruent in creative writing (Lack of practice).
- ◆ Lack of continuity and frequent repetitions.
- ◆ Inability to deduce the meaning of unfamiliar lexical items.
- ◆ Inefficiency in writing short answer questions due to lack of practice.
- ◆ Confusion between some (similar) behavioural verbs.
- ◆ Punctuation errors.
- ◆ Answers are not numbered in accordance with the number of questions in question paper.

12.1.3. Remedies for further Enhancement in the Performance

A large part of the difference in performance is due to differences in the way the students approach their studies. Faring well in examinations is a skill, that needs to be developed: To know a little and to present that little well, is by and large, superior to knowing much and presenting it poorly, when judged by the grade received. A neat bundle, with a beginning and ending, is very satisfying for the examiner.

The following suggestions might stimulate Collaborative Partnerships to facilitate enhancement of the study skills in every student.

12.1.3. a) Suggestions:

a-i) General

- ◆ Students be familiarised with common errors done in exams.
- ◆ Thorough practice in all type of questions.
- ◆ Value points to be emphasised very clearly.
- ◆ Action verbs to be clearly explained.
- ◆ Still more practice be given in application based questions.
- ◆ Sense of inquiry to be encouraged in students by encouraging them to ask questions (How/Why).
- ◆ Difficult topics to be identified and dealt in detail; till the concept is clear.
- ◆ Revision to be carefully done.
- ◆ Model answers to be provided in some cases.
- ◆ Causes and consequences to be explained, with examples.
- ◆ Students to be given training to read questions properly.
- ◆ More effective use of audio-visual aids.
- ◆ Special test materials to be developed.
- ◆ Selective study always to be discouraged.
- ◆ Students to be encouraged to use their own reasoning instead of giving stereo-type answers.
- ◆ Thorough practice to be given to study and interpret the data/ diagrams/graphs, etc.

Practice makes a man perfect.

A probe into **subject-wise** specific list of **remedial suggestions** to correct the common errors has also been prepared for the benefit of the faculty

members of our schools. All the subjects are covered under three broad headings. It is expected that still more specific errors will be identified by the faculty members of every school, while analysing the performance of their students.

a-ii) Languages:

1. Practice be given in weak grammatical areas and structures.
2. Sample paper be provided for accuracy of facts, etc.
3. Teachers need to be aware of the objectives of teaching different aspects/skills of language.
4. A conscious development of listening skills in students can lay a strong foundation in imbibing the nuances of the language.
5. To improve comprehension, students can be given graded passages to provide different levels of complexity for improving linguistic competence.
6. For word attack enough practice can be given in puzzling out the meanings of the given words from the text.
7. Practice to be given in reading skills. Skimming and scanning strategies should be cultivated. Students to be encouraged to read material beyond the text to internalize language as a whole.
8. While teaching grammar, a teacher should focus on the functional aspect and its application and apply it in natural situations/ contexts.
9. In letter writing, practice to be given on different kinds and variety of topics.
10. More practice is required in writing compositions, and the importance of both content and expression should be brought out, to help the students write better articles.
11. In teaching poetry, teachers should adopt new techniques and strategies through play of words, figures of speech, so that students learn to appreciate poetry.
12. Thorough knowledge (recall of the important points) of the text (Supplementary Reader) should be emphasised.
13. A variety of questions (factual, global, analytical, evaluative, etc.) be framed for practice. Clear idea about the marking scheme be given.
14. More discussion on open-ended questions should be taken care of. Students should be exposed to a lot of extrapolatory questions, to trigger critical and analytical thinking.

These points are applicable to the process of teaching-learning of all the languages: Hindi, Sanskrit, English, etc. However, English being the medium of instruction, an overall **command over English** can help **enhance the performance in all other subjects as well.**

a-iii) Science and Mathematics:

1. Sufficient practice be given to the students to solve a variety of questions based on the same concept. Parallel questions may be framed by changing statements and situations and given as regular assignments for practice.
2. Sufficient practice should be given in solving sums and numericals.
3. Revision of concepts is very necessary before starting any new topic.
4. Comprehension of concepts is important rather than rote learning/memorizing of concepts.
5. Emphasis to be laid on the basics of the concepts.
6. Teaching-learning of Science/Mathematics needs more of experimenting, exploring and discovering rather than explaining.
7. Students should be given a lot of regular practice with tables/basic formulae to avoid mistakes in simple calculations.
8. Sufficient time should be set aside for revision to take care of careless mistakes (e.g. forget to write the unit of measurement).
9. Visits to Science Centers, Science Museums, Botanical Gardens, Zoological Parks, National Laboratories (Physics/Chemistry), Planetarium, etc.) can generate interest in the subject by facilitating conceptual clarity.

***Truth not only must inform but also must inspire.
If the inspiration dies out and the information only
accumulates, then truth loses its infinity.***

a-iv) Social Sciences:

1. Thorough practice to be given to study statistical data.
2. Correlation to be established with Current Affairs, National Issues, International Issues.
3. Timeline charts and handy charts should be used while teaching History.
4. Every aspect (different interpretations/explanations) to be clarified while teaching.

5. Selective study should strictly be discouraged.
6. Make frequent use of audio-visual aids (films, etc.) to generate interest in Social Science.
7. Model answers may be given to confusing questions from difficult topics.
8. Action words (explain, compare, trace, etc.) should be clearly explained to students.
9. Causes and consequences to be explained with examples.
10. More practice to be provided for application based questions.
11. Chapters having more weightage should be given more time. While managing the content, the teachers should be able to grade it.
12. Practice should be given in graph reading and graph making.
13. Practice to be given to read and interpret the diagrams.
14. Sufficient practice to be given in map work (using outline maps). Map filling indicating symbols, proper index and also studying different kinds of maps to be practiced.
15. Classrooms can become lively by involving the children in interactive activities. Group Discussions and Project Methods to be organised to teach difficult concepts.
16. Visit to relevant places (Historical monuments, Museums, Parliament, Planetarium, etc.) can facilitate conceptual clarity in the students.
17. Exposing the students to contemporary leaders of repute (interview, etc.) can facilitate conceptual clarity in the students.

Education is not the filling of a bucket, but the lighting of a fire.

12.1.3. b) In-service Education

In the process of enumerating remedies for enhancing the performance, in-service education plays a very vital role. This calls for professional development of the task force of our schools. DAV Organisation has a two-pronged strategy to cover this area.

- ◆ To facilitate the teachers in enhancing the quality of teaching-learning process, to meet the challenges of modern education.
- ◆ To sensitise the principals towards building a strong team of focused teachers who feel accountable for improving the performance of students.

The DAVCMC caters to this is in coordination with the schools as well as the Public School Cell. **Customized training programmes** are being organised to take care of the special needs of our schools. These programmes have to finally, filter down in such a way that the schools, at their own levels, start a vigorous pursuit of the task of **academic supervision** in order to maintain **effective instructional transaction** in each subject.

12.2 Institutional Level

The aim of the DAV Organisation is to expand the assessment repertoire and explore multiple ways to enhance the attainment level of the students. Every institution is expected to join hands in this endeavour. The following aspects need a careful consideration at the institutional level to create a comprehensive feedback system to gauge the effectiveness and efficiency of the schools.

12.2. a) Guidance & Counselling for providing awareness to the teachers and parents in the:

- ◆ Identification of the student's inherent potential.
- ◆ Selection of streams.
- ◆ Identification of individual needs.
- ◆ Framing/implementing corrective steps.
- ◆ Enhancing the existing performance levels.
- ◆ Creating awareness about the courses and job opportunities based on multiple intelligences.
- ◆ Providing knowledge about the job opportunities available in national and international markets.
- ◆ Sharing tips and action plan for preparing for different entrance exams.

12.2. b) Coordination between teachers, students and parents to monitor the:

- ◆ Attendance of students.
- ◆ Home timetable of students.
- ◆ Conceptual clarity in the content areas.
- ◆ Allocation of assignment in different subjects.
- ◆ Cultivation of examination skills.

12.2. c) School-Based Activities for teachers for:

- ◆ Enlisting difficult topics from the prescribed syllabus.
- ◆ Gaining awareness of the changes in the prescribed syllabus.
- ◆ Preparing a Blue Print and Sample Question Papers along with Marking Schemes.
- ◆ Monitoring the preparation of each and every student.
- ◆ Sorting out and implementing remedial measures.
- ◆ Understanding the psychological issues related to adolescents.

Teachers would require support for developing, updating the above mentioned professional skills. Access to required materials can be arranged. Resources can be pooled and exchange programmes with other schools can also be organised.

Handle with care! You can make or mark them.

12.2. d) School-Based Programmes to improve the transaction of curriculum for:

- ◆ Stimulating thinking skills in children with the help of brainstorming questioning skills.
- ◆ Regular reinforcement to follow the correction work.
- ◆ Regular/effective use of teaching aids (maps, charts, globe, lab equipment, etc., and interactive board).
- ◆ Regular use of internet for retrieving relevant information.
- ◆ Making project work a regular part of the curriculum.
- ◆ Developing subject labs where they can experiment, explore, prepare scrap-books, charts, graphs, articles, etc.
- ◆ Facilitating students in their preparation for entry into professional colleges.

12.3 Comprehensive Approach to Evaluation

Throughout the exercise of Performance Analysis we have tried to draw the attention of our schools towards various ways to **improve** the achievement and proficiency levels of their students in academic areas.

DAV institutions have been functioning with a noble cause of educating the masses for building a healthy knowledge society and a strong nation. Infact, social service forms the epicenter of all the DAV activities. The missionary zeal with which the institutions have assumed this social responsibility shows commitment to the higher goal of nation building through special packages.

Education has been carried to the doorsteps of the **needy** and the **under-privileged** and even to the remotest corners of India. The task is uphill, the resource meager, but commitment and zeal are tremendous. The Organisation has been targeting the *jhuggi* clusters as part of its empowerment and rehabilitation programme. The aim is to enable women and children of under-privileged class to survive in society with the help of vocational skills which are provided to them.

Projects focusing on **social concerns** like gender bias, dowry, drives for environmental sustenance, awareness drives for sanitation and cleanliness, have also been taken up by DAV institutions. The Central Board of Secondary Education has joined hands with DAV College Managing Committee to implement its World Bank sponsored Population and Development Education Project in the CBSE affiliated DAV Public Schools, starting with the States of Bihar, Jharkhand, Madhya Pradesh, Chhattisgarh, Rajasthan, Uttar Pradesh, Uttaranchal and Haryana.

DAV Schools have been sensitive to the needs of the people who are suffering. Help in the form of cash or kind is extended to the victims of terrorism, fire accident, earthquake and other natural calamities.

Value education forms an integral part of the DAV system of education. To create awareness of *Vedic* values and ideals, *Charitra Nirman Shivirs* and *Jan Chetna Yatras* are being organised regularly. **Arya Yuva Samaj** has spearheaded a campaign to rejuvenate the missionary consciousness in the youth of today.

DAV Organisation is making a concerted effort for bringing about a social renaissance in Indian village. The concept of **Arya Model Gram** is gaining vogue. **Arya Yuva Clubs** have been formed to stimulate the rural population, who have begun to shoulder the responsibility of disseminating literacy, cultivating a sense of basic hygiene, organising mass marriages, distributing blankets, clothes, etc., constructing public conveniences, organising medical camps, arranging mobile library, etc., to uplift the village life. More than 50 villages have already been adopted by our schools/colleges. The youth

have enthusiastically collected donations to help the needy and poor and provide basic amenities to the villagers.

Keeping in step with the DAV Ideology, our schools are also making a determined bid to bring those **values of personality** within the purview of evaluation, which though important for life, are not being covered by the system of summative evaluation. Infact, the Indian public has begun to identify DAV as educational institutions with **a sound value system on a sound academic base.**

*Destiny is no matter of chance, it is a matter of choice;
It is not a thing to be waited for, it is a thing to be achieved.*
William Jennings Byron

*May we assemble and march forward
with a common purpose.
May we confer together with open minds and
work together harmoniously
for common good.*

*May we pool our thoughts for integrated wisdom
and always work actuated by higher ideas,
because, our ancestors achieved their high eminence
and fortune on account of their unity.*

//Rig 10.191.2//

ANNEXURES

Category within Zones of Schools
Senior Secondary School Examination-2013
Std XII

Outstanding Category
Qualitative Performance Index (80% and Above)

SCH_NO	ZONE	ABBR_NAME	APPR	PASS	COMP	FAIL	PASS_PER	AVR_MRK
04100	NCR	DAV Public School Sector 14 Gurgaon HRY	337	337	0	0	100.00	85.86
08378	ORWB	DAV Public School Chandrasekharpur Bhubaneswar Odisha	255	255	0	0	100.00	85.42
08305	ORWB	DAV Public School Bhubaneswar Odisha	213	213	0	0	100.00	84.41
09904	ORWB	DAV Model School IIT Kharagpur WB	43	43	0	0	100.00	83.24
07052	AP	DAV Public School Velacherry Chennai TN	52	51	1	0	98.08	82.91
06346	AP	DAV Public School ACC Colony Wadi Gulbarga KK	27	27	0	0	100.00	82.72
08221	JH	BNS DAV Public School Bulaki Rd Giridih JH	401	400	1	0	99.75	82.47
25217	PB-4	DAV Public School Sarabha Nagar Extn Ludhiana PB	83	82	1	0	98.80	81.53
08349	ORWB	DAV Public School Paradeep PPL Township Paradeep Odisha	26	26	0	0	100.00	81.23
09703	ORWB	DAV Public School Pokhariput BBSR Odisha	134	133	1	0	99.25	81.21
08423	JH	DAV Model School Durgapur Burdwan WB	438	435	3	0	99.32	81.00
65026	DEL	DAV Public School Sreshtha Vihar Delhi	321	321	0	0	100.00	80.41
04141	HAR-6	OS DAV Public School Kaithal HRY	286	282	3	1	98.60	80.29
65023	DEL	SR DAV Public School Dayanand Vihar Delhi	347	343	3	1	98.85	80.08
04583	PB-4	DAV Public School BRS Nagar Ludhiana PB	211	209	2	0	99.05	80.05
08164	JH	DAV Public School CCL Giridih JH	154	153	0	1	99.35	80.03
06863	GM	DAV Public School Pune MH	173	173	0	0	100.00	80.01

Very Good Category
Qualitative Performance Index (70%-79.99%)

SCH_NO	ZONE	ABBR_NAME	APPR	PASS	COMP	FAIL	PASS_PER	AVR_MRK
04350	HP-1	DAV Public School Sector-IV New Shimla HP	111	111	0	0	100.00	79.51
04381	HP-1	DAV Sr Sec Public School Lakkar Bazar Shimla HP	205	205	0	0	100.00	78.81

SCH_NO	ZONE	ABBR_NAME	APPR	PASS	COMP	FAIL	PASS_PER	AVR_MRK
04323	HP-2	DAV Public School Nahana Sirmour HP	10	10	0	0	100.00	78.56
04314	HP-1	DAV Public School Palampur Kangra HP	85	84	1	0	98.82	78.47
65541	DEL	DAV Centenary Public School Paschim Enclave Rohtak Rd ND	140	139	0	1	99.29	77.88
65405	DEL	DL DAV Model School Pitampura Delhi	397	393	4	0	98.99	77.74
06843	GM	DAV Public School Airoli Navi Mumbai MR	151	146	5	0	96.69	77.69
65485	DEL	Hansraj Model School Rd 73 Punjabi Bagh ND	443	439	3	1	99.10	77.42
65406	DEL	DAV Public School Pushpanjali Enclave Pitampura Delhi	312	310	1	1	99.36	77.38
08234	BR-1	DAV Public School Khabra Darbhanga Road Muzaffarpur BR	53	53	0	0	100.00	77.32
03670	RJ	DAV Public School Talwandi Kota RAJ	446	416	14	16	93.27	77.20
08240	BR-1	DAV Public School BSEB Colony Patna BR	925	902	19	4	97.51	77.02
06074	AP	DAV Public School RK Puram Hyderabad AP	45	45	0	0	100.00	76.95
08281	JH	DAV Public School Canary Hill Road Hazaribagh JH	295	292	2	1	98.98	76.86
04575	PB-2	BBMB DAV Public School Talwara Township PB	57	57	0	0	100.00	76.79
08143	JH	DAV Public School NTS Barkakhana Hazaribagh JH	114	114	0	0	100.00	76.77
04213	HAR-1	SBP DAV Centenary Public School Fatehabad HRY	142	139	2	1	97.89	76.56
65048	DEL	SLS DAV Public School Mausam Vihar Delhi	189	187	2	0	98.94	76.37
09009	UPUL	TC DAV Public School Babrala Budaun UP	57	56	1	0	98.25	76.37
13004	GM	Adani DAV Public School Nana Kapaya Kutch Gujarat	36	35	1	0	97.22	76.30
06842	GM	DAV Public School New Panvel Mumbai MR	174	173	1	0	99.43	76.24
08388	ORWB	DAV Public School Gandhi Ngr Berhampur Ganjam Odisha	132	130	2	0	98.48	76.13
04503	PB-1	DAV Public School Lawrence Road Amritsar PB	379	368	7	4	97.10	76.07
53066	ORWB	DAV Public School Kansahal Sundargarh Odisha	30	30	0	0	100.00	76.02
65575	DEL	VV DAV Public School Vikaspuri ND	308	303	5	0	98.38	75.85
65354	DEL	DL DAV Model School Shalimar Bagh Delhi	285	283	2	0	99.30	75.72
04344	HP-2	Dayanand Public School The Mall Shimla HP	106	105	1	0	99.06	75.60
04789	PB-5	JNJ DAV Public School Giddarbha Muktsar PB	65	64	1	0	98.46	75.54
08007	JH	DAV Public School BCCL Koyla Ngr Dhanbad JH	585	584	0	1	99.83	75.45
04923	HAR-3	KB DAV Centenary Public School Sec 7-B Chandigarh	206	201	5	0	97.57	75.21

SCH_NO	ZONE	ABBR_NAME	APPR	PASS	COMP	FAIL	PASS_PER	AVR_MRK
09080	UPUL	GAIL DAV Public School Dibiyapur Auraiya UP	35	34	1	0	97.14	75.21
06800	GM	JH Ambani School Lodhivali Chowk Raigad MR	51	50	1	0	98.04	74.85
09910	ORWB	DAV Public School DVC MTPS Bankura WB	27	27	0	0	100.00	74.57
04221	HAR-1	DAV Centenary Public School Urban Estate Jind HRY	231	217	13	1	93.94	74.46
08311	ORWB	DAV Public School MCL Jagannath Area Angul Odisha	58	56	2	0	96.55	74.44
04877	CH	DAV Public School Sector 8-C Chandigarh	105	105	0	0	100.00	74.41
03326	CGMP	DAV ACC Public School Katni MP	9	8	1	0	88.89	73.96
04386	HP-2	DAV Ambuja Vidya Niketan Darlaghat Arki Solan HP	10	10	0	0	100.00	73.96
23017	HP-5	DAV Public School Ghumarwin Bilaspur HP	50	50	0	0	100.00	73.90
04649	PB-3	DAV Public School Kotkapura Faridkot PB	34	33	1	0	97.06	73.85
06844	GM	DAV Public School Nerul Navi Mumbai MR	205	197	7	1	96.10	73.77
04116	HAR-4	KL Arya DAV Public School Hissar HRY	200	189	8	3	94.50	73.77
03189	CGMP	DAV Public School Vasant Vihar Bilaspur CG	171	167	3	1	97.66	73.64
08163	JH	DAV Public School Kathara Bokaro JH	53	51	1	1	96.23	73.61
08876	HP-4	DAV Centenary Public School J Pur Haridwar UA	124	123	1	0	99.19	73.41
04178	HAR-5	MLS DAV Public School Narnaul Mohindergarh HRY	93	83	8	2	89.25	73.15
04256	HAR-6	DAV Public School Sec-3 UE Kurukshetra HRY	141	135	5	1	95.74	73.10
53003	ORWB	DAV Public School MCL HQ Anand VR Burla Sambalpur Odisha	109	101	3	5	92.66	73.08
03375	CGMP	DAV Public School SECL Chhal Dt. Raigarh CG	28	27	1	0	96.43	73.04
08233	JH	DAV Kapil Dev Public School Kadru Ranchi JH	466	457	8	1	98.07	72.96
65450	DEL	DAV Public School Ashok Vihar Phase IV Delhi	129	127	2	0	98.45	72.76
08014	JH	DAV Public School Sector-IV B S City Bokaro JH	594	587	4	3	98.82	72.68
04359	HP-2	MRA DAV Public School Anand Complex Solan HP	83	81	2	0	97.59	72.57
04016	NCR	DAV Public School Sector-14 Faridabad HRY	377	347	20	10	92.04	72.45
09707	ORWB	DAV Public School Tiklipara Sundergarh Odisha	5	5	0	0	100.00	72.40
04672	PB-3	HMDAV Public School Malwal Rd Ferozepur City PB	43	43	0	0	100.00	72.30
09502	JH	DAV Public School Bistupur Jamshedpur Singhbhum E JH	452	393	49	10	86.95	72.29
04677	PB-3	RKG DAV Public School Guru Harsahai Ferozepur PB	70	70	0	0	100.00	72.27

SCH_NO	ZONE	ABBR_NAME	APPR	PASS	COMP	FAIL	PASS_PER	AVR_MRK
08880	HP-4	DAV Public School Defence Colony Dehradun UA	166	158	7	1	95.18	72.21
04301	HP-5	DAV Sr Sec Public School Barmana Bilaspur HP	46	46	0	0	100.00	72.19
52017	JH	SS DAV Centenary Ranchi JH	31	31	0	0	100.00	71.91
04330	HP-5	DAV Centenary Public School Jawahar Nagar Mandi HP	69	69	0	0	100.00	71.68
08122	JH	DAV Public School TISCO Singhbhum W JH	34	34	0	0	100.00	71.65
06868	GM	JH Ambani Petrochemicals Eng. Med. School Raigad MP	30	29	1	0	96.67	71.58
23080	PB-4	DAV Public Sr Sec School Bharoli Dt. Kangra HP	40	40	0	0	100.00	71.52
04376	PB-4	BD DAV Public School Dharamshala HP	32	30	2	0	93.75	71.51
04673	PB-2	DRV DAV Cent Public School Phillaaur Jalandhar PB	53	51	2	0	96.23	71.40
08284	BR-1	BR DAV Public School Barauni RT Begusarai BR	148	145	3	0	97.97	71.37
04122	NCR	DAV Centenary Public School Rohtak HRY	197	184	10	3	93.40	71.33
04371	HP-5	DAV Public School Bilaspur HP	37	36	0	1	97.30	71.30
20127	HAR-4	DAV Police Public School New Police Lines Hissar HRY	66	66	0	0	100.00	71.26
08833	JH	DAV Public School Anpara Thermal Proj Sonebhadra UP	102	98	4	0	96.08	71.23
04353	PB-4	DAV Public School Dehra Gopipur Kangra HP	84	76	5	3	90.48	71.20
08110	JH	Tata DAV Public School Tisco Hazaribagh JH	84	82	1	1	97.62	71.18
23048	PB-4	DAV Public School Moh-Hardaspura Dt. Chamba HP	33	31	2	0	93.94	71.17
03329	CGMP	DAV ACC Public School Kymore Dt. Katni MP	37	37	0	0	100.00	71.16
53058	ORWB	DAV Public School Kalinga Ngr Bhubneshwar Khordha Odisha	53	46	2	5	86.79	71.15
52078	JH	DAV Public School Lohardaga Road Gumla JH	25	25	0	0	100.00	71.07
56007	JH	Raniganj LJD MC DAV Public School Burdwan WB	26	26	0	0	100.00	71.05
50040	BR-2	DAV Public School PO Mahanandpur BR Sharif Nalanda BR	29	29	0	0	100.00	70.99
03417	CGMP	DAV Public School SECL Bishrampur Surguja CG	122	120	2	0	98.36	70.98
08382	ORWB	DAV Public School Rourkela Dt. Sundergarh Odisha	108	102	4	2	94.44	70.91
03343	CGMP	DAV Public School SECL Kusmunda Korba CG	73	71	2	0	97.26	70.86
03227	CGMP	DAV Public School HUDCO Bhilai Durg CG	100	100	0	0	100.00	70.85
56008	JH	DAV Public School Eastern Coal Field Ltd Burdwan WB	32	31	1	0	96.88	70.78
03346	CGMP	DAV Public School SECL Bartunga Chirimiri Korea CG	38	36	2	0	94.74	70.75

SCH_NO	ZONE	ABBR_NAME	APPR	PASS	COMP	FAIL	PASS_PER	AVR_MRK
65556	DEL	DAV Public School Chander Ngr Janakpuri ND	86	85	1	0	98.84	70.72
03436	JH	DAV Public School Nigahi NCL Sidhi MP	72	70	2	0	97.22	70.62
03232	CGMP	DAV Public School ACC Jamul Durg CG	63	58	5	0	92.06	70.60
25038	PB-1	DAV Intl. School Verka Chowk Amritsar PB	181	173	4	4	95.58	70.52
25001	PB-3	DAV Public School Phase X Mohali PB	76	67	5	4	88.16	70.32
08470	JH	DAV Public School Roop Narayanpur Burdwan WB	154	148	5	1	96.10	70.30
08380	ORWB	DAV Public School Sec-6 Markat Ngr Cuttack Odisha	318	291	17	10	91.51	70.04

Good Category
Qualitative Performance Index (60%-69.99%)

SCH_NO	ZONE	ABBR_NAME	APPR	PASS	COMP	FAIL	PASS_PER	AVR_MRK
03341	CGMP	DAV Public School Gevra Project Dt. Korba CG	103	98	4	1	95.15	69.99
08232	JH	DAV Public School Gandhi Nagar CCL Ranchi JH	321	316	5	0	98.44	69.94
04589	PB-3	DAV Public School Patiala PB	219	197	20	2	89.95	69.93
08253	JH	DAV Public School Bariatu Road Ranchi JH	552	524	25	3	94.93	69.92
03879	HAR-1	KR DAV Public School Safidon Jind HRY	119	114	4	1	95.80	69.92
08237	JH	MK DAV Public School Chianki Daltonganj Palamau JH	233	233	0	0	100.00	69.89
23032	HP-5	DAV Public School Sunder Nagar Mandi HP	79	77	2	0	97.47	69.79
56004	ORWB	DAV Public School DB Road Midnapur WB	35	29	3	3	82.86	69.78
53036	ORWB	DAV Public School Sovarampur Balasore Odisha	38	35	1	2	92.11	69.73
08202	BR-2	DAV Public School Khetan Lane Jehanabad Bihar	48	47	1	0	97.92	69.70
08147	JH	DA Public School Itki Road Po Hehal Ranchi JH	810	750	49	11	92.59	69.69
04351	PB-4	DAV Public School Baghni Nurpur Kangra HP	50	47	2	1	94.00	69.66
08385	ORWB	DAV Public School MCL Kalinga Rd Mahendrapur Angul Odisha	107	106	1	0	99.07	69.63
53001	ORWB	DAV Public School NTPC/TIPS Talcher Thermal Angul Odisha	19	19	0	0	100.00	69.60

SCH_NO	ZONE	ABBR_NAME	APPR	PASS	COMP	FAIL	PASS_PER	AVR_MRK
04377	PB-4	DAV Public School Ambota Una HP	56	52	2	2	92.86	69.59
04205	NCR	DAV Public School Sainik Colony Faridabad HRY	143	130	12	1	90.91	69.59
65392	DEL	Kulachi Hansraj Model School Ashok Vihar Delhi	599	551	27	21	91.99	69.52
25099	PB-2	MD Dayanand Model School Nakodar Distt Jalandhar PB	45	40	3	2	88.89	69.49
04352	PB-4	DAV Public School Hamirpur HP	170	152	14	4	89.41	69.48
08287	JH	Agrasen DAV Public School Bharech Ngr Hazaribagh JH	100	99	0	1	99.00	69.41
04728	PB-2	Lala JN DAV Model School Kabir Nagar Jalandhar PB	54	51	1	2	94.44	69.41
65381	DEL	DAV Public School Sector-VII Rohini Delhi	333	313	17	3	93.99	69.28
04675	PB-5	SDKL DAV Centenary Public School Mansa PB	106	99	7	0	93.40	69.27
04366	HP-5	Dr. DC DAV Public School Mohal Kullu HP	88	79	8	1	89.77	69.24
08199	JH	BRL DAV Public School Bhandaridah Bokaro JH	161	156	4	1	96.89	69.24
04412	PB-2	MHS Agri Collegiate School Nagbani Jammu Tawi J&K	198	172	20	6	86.87	69.16
08860	JH	DAV Public School TPP Rihand Ngr Sonebhadra UP	71	65	5	1	91.55	69.02
08239	JH	PVSS DAV Public School Jhumritelaiya Koderma JH	105	103	2	0	98.10	69.00
56034	ORWB	MDB DAV Public School NH 60 PO Kesiakole Bankura WB	33	31	1	1	93.94	68.92
08200	BR-2	DAV Public School Cantonment Area Gaya BR	256	248	8	0	96.88	68.83
56021	JH	DAV Public School Kanyapur Asansol Burdwan WB	111	107	3	1	96.40	68.75
08155	JH	Tata DAV School Jamadoba Dhanbad JH	122	121	1	0	99.18	68.74
04584	PB-5	RB DAV Sr Sec Public School Bhatinda PB	154	144	8	2	93.51	68.60
04331	PB-4	DAV Centenary Public School Una HP	163	146	13	4	89.57	68.56
09246	JH	DAV Public School Khadia(NCL) Sonebhadra UP	61	54	3	4	88.52	68.49
03330	CGMP	JPV DAV Public School FCI Godown Pureni Chaka Katni MP	64	56	7	1	87.50	68.39
03492	CGMP	DAV Public School Bhatgaon Area SECL Surguja CG	37	33	3	1	89.19	68.36
08011	JH	DAV Public School Moonidih Project Dhanbad JH	236	231	5	0	97.88	68.25
08373	ORWB	DAV Public School Bandhabahal Belpahar Sambalpur Odisha	32	32	0	0	100.00	68.07
04397	HP-2	DAV Public School Parwanoo Solan HP	65	60	2	3	92.31	68.03
20080	NCR	JP DAV Public School Ganaur Sonipat HRY	30	25	3	2	83.33	67.86
03632	RJ	DAV Centenary Public School Vaishali Nagar Jaipur RAJ	220	197	19	4	89.55	67.83

SCH_NO	ZONE	ABBR_NAME	APPR	PASS	COMP	FAIL	PASS_PER	AVR_MRK
65646	DEL	DAV Public School Sect B-Pkt-1 Vasant Kunj ND	156	145	9	2	92.95	67.80
03445	JH	DAV Public School Dudhichua Project Jayant Sidhi MP	217	213	4	0	98.16	67.64
08643	NCR	DAV Public School Rajender Ngr Sahibabad Ghaziabad UP	278	264	9	5	94.96	67.61
04713	PB-2	SVJC DAV Public School Dasuya Hoshiarpur PB	31	26	5	0	83.87	67.59
04292	HP-3	Hansraj Public School Sector-6 Panchkula HRY	47	46	0	1	97.87	67.52
04105	HAR-5	DAV Centenary Public School Sec-6 Bahadurgarh HRY	43	39	4	0	90.70	67.47
50034	BR-1	Dr. DR DAV Public School Danapur Patna BR	134	123	5	6	91.79	67.42
04627	PB-5	DAV Edward Ganj Public School Malout PB	195	173	13	9	88.72	67.39
08903	NCR	DAV Public School Pratap Vihar Ghaziabad UP	62	52	7	3	83.87	67.28
08078	BR-1	DAV Public School Urvarak Ngr HFC Barauni Begusarai BR	49	35	9	5	71.43	67.19
08214	JH	SJ DAV Public School Chaibasha Singhbhum W JH	75	72	3	0	96.00	67.11
04295	NCR	RRJS DAV Public School Teh Pataudi Gurgaon HRY	44	44	0	0	100.00	67.08
08192	JH	DAV Public School Po Sawang Colliery Bokaro JH	102	100	2	0	98.04	67.01
03833	NCR	DAV Public School Sector-37 Faridabad HRY	217	189	21	7	87.10	67.01
08209	BR-2	DAV Public School Deepti Ngr NITPC Kahalgaon Bhagalpur BR	123	106	13	4	86.18	66.96
03432	CGMP	DAV Burhar Public School Pakaria Burhar Shahdol MP	75	72	3	0	96.00	66.90
08285	BR-1	DAV Public School Phulwari Sharif Patna BR	161	136	18	7	84.47	66.81
03891	HAR-3	MPD DAV Public School Kalanwali Sirsa HRY	39	36	3	0	92.31	66.80
50007	BR-2	DAV Public School College Rd Rotary Campus Gaya BR	125	122	3	0	97.60	66.78
03385	CGMP	Tata DAV Public School TSCD Sonadith Raipur CG	30	28	2	0	93.33	66.75
08149	BR-1	DAV Centenary Public School Railway Rd Siwan BR	95	72	11	12	75.79	66.74
04273	HAR-5	DAV Public School Mohindergarh HRY	33	27	5	1	81.82	66.71
04300	HAR-6	DAV Sr Sec School Pundri Kaithal HRY	124	117	4	3	94.35	66.62
04081	HAR-2	DAV Sr Sec Public School Ambala City HRY	280	229	33	18	81.79	66.57
65337	DEL	AG DAV Centenary Public School Model Town Delhi	110	104	5	1	94.55	66.43
04379	HP-1	DAV Public School Alampur Kangra HP	63	60	3	0	95.24	66.31
04209	HAR-1	DAV Centenary Public School Sec 11-12 Panipat HRY	141	119	14	8	84.40	66.27
08033	JH	DAV Public School Dhori Bokaro JH	78	75	2	1	96.15	66.19

SCH_NO	ZONE	ABBR_NAME	APPR	PASS	COMP	FAIL	PASS_PER	AVR_MRK
08165	JH	DAV Public School Dugda Coal Washery Bokaro JH	109	92	11	6	84.40	66.19
20083	HAR-1	DAV Public School Assandh Dt. Karnal HRY	73	67	2	4	91.78	66.12
08177	BR-1	SL DAV Public School Rajendra Ngr Khagaria BR	18	16	1	1	88.89	65.99
04600	PB-6	Dr DRB DAV Centenary Public School Batala PB	77	59	13	5	76.62	65.96
04113	HAR-6	DAV Public School Cheeka Kaithal HRY	118	109	8	1	92.37	65.92
65805	DEL	DAV Public School Kailash Hills East of Kailash ND	150	147	3	0	98.00	65.87
03328	CGMP	DAV Centenary Public School Kuteshwar Dt. Katni MP	25	23	2	0	92.00	65.86
53042	ORWB	DAV Public School Jharsuguda Odisha	10	9	1	0	90.00	65.86
08064	JH	DAV Co-op. Sr Sec School Khalari Ranchi JH	115	114	1	0	99.13	65.82
16277	RJ	DAV HZ Sr Sec School Rajpura Dariba Rajsamand RAJ	7	7	0	0	100.00	65.80
04203	NCR	DAV Public School Ballabgarh Faridabad HRY	106	90	12	4	84.91	65.75
08020	JH	DAV Public School Kusunda Colliery Dhanbad JH	96	94	1	1	97.92	65.57
50014	BR-1	SR DAV Public School Chunapur Rd Aerodrome Purnia BR	92	68	15	9	73.91	65.53
03904	HAR-2	Police DAV Public School Ambala City HRY	112	102	7	3	91.07	65.51
23028	HP-2	DAV Public School PO Hatkoti Dt. Shimla HP	41	41	0	0	100.00	65.50
04629	PB-3	LIDG DAV Cent Public School Jalalabad(W) PB	90	75	10	5	83.33	65.41
08832	UPUL	DAV Public School Kotdwar Pauri UA	175	146	21	8	83.43	65.39
65047	DEL	DAV Public School Pkt-C LIG Flats East of Loni Rd Delhi	18	17	1	0	94.44	65.36
04588	HP-3	BBMB DAV Public School Nangal Township PB	78	71	3	4	91.03	65.33
04582	PB-3	DAV Centenary Public School Malerkotla PB	134	109	22	3	81.34	65.14
04126	NCR	DAV Multipurpose Public School Sector-15 Sonipat HRY	145	119	15	11	82.07	65.11
08588	JH	DAV Public Sr Sec School Bina Sonebhadra UP	167	150	11	6	89.82	65.07
08017	JH	DAV Model School CFRI Dhanbad JH	217	205	11	1	94.47	65.06
03676	RJ	Mangalam DAV Public School Morak Kota RAJ	43	35	6	2	81.40	65.01
06838	GM	DAV Public School (WCL) Punwat Yavatmal MR	16	16	0	0	100.00	64.95
08198	BR-2	DAV Public School Urjanagar Mahagama Godda JH	54	47	7	0	87.04	64.63
08037	JH	DAV Public School Ara Kaju Area Hazaribagh JH	100	97	3	0	97.00	64.59
52014	BR-2	GD DAV Public School Bhandarkola Satar Rd Deogarh BR	127	94	22	11	74.02	64.55

SCH_NO	ZONE	ABBR_NAME	APPR	PASS	COMP	FAIL	PASS_PER	AVR_MRK
50003	BR-1	CS DAV Public School Kotwa Road Banket Motihari BR	37	27	8	2	72.97	64.43
03568	RJ	DAV ACC Public School Lakheri Distt Bundi RAJ	26	22	1	3	84.62	64.39
04711	PB-3	SBR DAV Public School Talwandi Bhai Ferozepur PB	55	49	3	3	89.09	64.35
08890	UPUL	DDM DAV Public School Kashipur U Singh Nagar UA	53	45	4	4	84.91	64.23
50010	BR-2	DAV Public School Hansraj Nagar Rohtas BR	44	40	2	2	90.91	64.17
52003	BR-2	DAV Public School Pakur JH	42	36	2	4	85.71	64.14
08929	UPUL	SR DAV Public School AV Colony Saharanpur UP	206	179	20	7	86.89	64.12
08229	JH	DAV Public School Tenughat TPS Lalpania Bokaro JH	40	32	6	2	80.00	64.10
52039	JH	DAV Public School Sur Vihar Colony Piparwar Chatra JH	43	36	3	4	83.72	63.95
08282	BR-1	NS DAV Public School Dumra Kothi Sitamarhi BR	60	48	7	5	80.00	63.94
04082	HAR-2	DAV Public School Naraingarh HRY	94	81	7	6	86.17	63.86
08714	NCR	DAV Centenary Public School Sec 56 Noida GB Nagar UP	173	143	24	6	82.66	63.82
04522	PB-5	LRS DAV Sr Sec Model School Abohar PB	312	258	32	22	82.69	63.82
04528	PB-2	Dayanand Model Sr Sec School Jalandhar PB	183	159	17	7	86.89	63.80
23075	PB-4	TR DAV Public Sr Sec School PO Kangoo Hamirpur HP	65	52	11	2	80.00	63.66
03808	HAR-6	DAV Centenary Public School Pehowa Kurukshetra HRY	90	79	8	3	87.78	63.66
08437	ORWB	Atreyee Eng. Med. School Mongalpur W Dinajpur WB	46	38	5	3	82.61	63.62
03813	HAR-4	DAV Centenary Public School Samalkha Panipat HRY	8	6	2	0	75.00	63.58
08231	BR-2	DAV Public School Dayanand Vihar Aurangabad BR	50	47	3	0	94.00	63.56
65654	DEL	SB DAV Public School Vasant Vihar ND	216	207	7	2	95.83	63.54
04125	HAR-3	DAV Centenary Public School Sirsa HRY	233	208	10	15	89.27	63.23
05492	ORWB	DAV Public School Rangit Nagar Sikkim	75	55	12	8	73.33	63.15
20120	HAR-3	SRD DAV Cent Public School Rania Dt. Sirsa HRY	34	28	3	3	82.35	63.15
65549	DEL	JL DAV Public School Paschim Vihar ND	161	139	16	6	86.34	63.09
04089	HAR-1	DAV Public School Panipat HRY	297	229	40	28	77.10	63.05
04716	PB-2	Police DAV Public School Jalandhar Cantt PB	429	352	49	28	82.05	62.92
08089	JH	DAV Public School ACC Jhinkpani Singhbhum W JH	18	14	3	1	77.78	62.86
50001	BR-1	DAV Public School NR BMP Campus PO Dumri Begusarai BR	65	56	6	3	86.15	62.58

SCH_NO	ZONE	ABBR_NAME	APPR	PASS	COMP	FAIL	PASS_PER	AVR_MRK
08144	JH	DAV Centenary Public School Garhwa JH	21	18	1	2	85.71	62.53
16031	RJ	DAV Cent Public School Hanumangarh Town RAJ	85	68	10	7	80.00	62.33
08875	UPUL	DAV Centenary Public School Shastri Nagar Meerut UP	233	203	19	11	87.12	62.03
04826	CH	DAV Model School Sector 15-A Chandigarh	250	191	29	30	76.40	62.01
08849	NCR	DAV Centenary Public School Chander Ngr Ghaziabad UP	121	104	12	5	85.95	61.84
65348	DEL	DAV Centenary Public School Narela Delhi	215	178	29	8	82.79	61.66
04160	NCR	DAV Centenary Public School Kalanaur Rohtak HRY	15	11	2	2	73.33	61.65
04145	HAR-1	DAV Centenary Public School Tohana Fatehabad HRY	86	54	18	14	62.79	61.61
04009	HAR-3	DAV Sr Public School Surajpur Panchkula HRY	143	120	10	13	83.92	61.53
04346	HP-1	IB DAV Public School Narwana YOL Camp Kangra HP	37	34	0	3	91.89	61.50
03439	JH	DAV Centenary Public School Amlohri Proj Sidhi MP	87	81	6	0	93.10	61.49
04682	PB-3	Smt KB DAV Cent Public School Fazilka Ferozepur PB	122	88	19	15	72.13	61.43
08300	JH	MB DAV Public School Lohardaga JH	67	49	9	9	73.13	61.28
23023	PB-4	DAV Public School Nagrota Dt. Kangra HP	28	25	3	0	89.29	61.21
04755	PB-2	SRT DAV Public School Bilga Jalandhar PB	63	49	12	2	77.78	61.15
08173	BR-1	DAV Public School Cantt Road Khagaul Patna BR	441	297	92	52	67.35	61.14
04398	HP-5	DAV Public School Greyoh Sarkha Ghat Mandi HP	37	29	2	6	78.38	60.98
08331	ORWB	DAV Public School Brajraj Nagar Jharsuguda Odisha	98	84	10	4	85.71	60.97
08036	JH	DAV Public School Rajrappa Proj Hazaribagh JH	93	83	9	1	89.25	60.81
25055	PB-4	DAV Public School Khanna PB	16	13	2	1	81.25	60.71
09523	JH	DAV Public School Adityapur Singhbhum W JH	317	246	41	30	77.60	60.58
04316	HP-2	DAV Sirmour Public School Paonta Sahib HP	81	50	17	14	61.73	60.56
08760	NCR	DAV Public School Brij Vihar Ghaziabad UP	133	113	13	7	84.96	60.25

Satisfactory Category
Qualitative Performance Index (55%₀-59.99%₀)

SCH_NO	ZONE	ABBR_NAME	APPR	PASS	COMP	FAIL	PASS_PER	AVR_MRK
04763	PB-2	Dayanand Model School Model Town Jalandhar PB	70	60	8	2	85.71	59.94
04085	HP-3	DAV Sr Sec Public School Sector 8 Panchkula HRY	95	73	13	9	76.84	59.90
04732	PB-1	MKD DAV Public School Neshta Attari Amritsar PB	33	25	4	4	75.76	59.85
08222	JH	Tata DAV School TISCO Sijua Bhelatand Dhanbad JH	164	146	13	5	89.02	59.84
04752	HAR-3	DAV Public School Rajpura Patiala PB	44	32	8	4	72.73	59.70
03369	CGMP	DAV Public School Majhgawan Mines Panna MP	32	27	4	1	84.38	59.63
05116	ORWB	DAV Public School Imphal Sangakpham Manipur	215	177	20	18	82.33	59.53
20005	HAR-1	DAV Cent Public School Jakhai Mandi Fatehabad HRY	85	72	7	6	84.71	59.24
08938	UPUL	ND DAV Public School Kumarganj Faizabad UP	35	25	5	5	71.43	59.18
04155	HAR-3	Major RNK DAV Public School Ambala Cantt HRY	201	149	28	24	74.13	59.02
08010	JH	DAV Public School Alkusa Colliery Kusunda Dhanbad JH	166	148	16	2	89.16	58.97
08266	JH	DAV Public School Gua RMD SAIL Singhbhum W JH	7	7	0	0	100.00	58.88
04247	HAR-5	DAV Public School Kanina Mohindergarh HRY	25	15	6	4	60.00	58.87
08228	JH	DAV Public School Kedla CCL Hazaribagh JH	107	86	16	5	80.37	58.85
25047	PB-3	DAV Public School Patran Dt. Patiala PB	71	54	10	7	76.06	58.77
03911	HAR-6	AK DAV Public School Ismailabad Kurukshetra HRY	78	63	10	5	80.77	58.66
04278	NCR	DAV Public School NH 3 NIT Faridabad HRY	135	90	27	18	66.67	58.54
08887	UPUL	DAV Centenary Public School Haldwani Naimital UA	262	184	37	41	70.23	58.51
04204	NCR	DAV Public School Palwal Faridabad HRY	101	54	15	32	53.47	58.44
04759	PB-2	KRJ DAV Public School Def Cly Kapurthala PB	26	19	2	5	73.08	57.79
04056	HAR-3	CL DAV Sr Public School Panchkula HRY	73	52	11	10	71.23	57.61
08689	UPUL	DAV Public School Unchahar Rae Bareli UP	85	56	22	7	65.88	57.54
04768	PB-3	BBB DAV Public School Moonak Sangrur PB	69	40	17	12	57.97	57.24
20069	HAR-1	DAV Cent Public School Kaithal Rd Narwana Jind HRY	36	18	7	11	50.00	56.95
08216	BR-2	DAV Public School Ramgharia Mohalla Ara Bhojpur BR	105	55	23	27	52.38	56.87
03518	RJ	DAV Centenary Public School Adarsh Nagar Ajmer RAJ	220	141	25	54	64.09	56.80
10221	CGMP	Lions DAV Public School Akaltara Janjgir Champa CG	4	4	0	0	100.00	56.55
04665	PB-3	DAV Centenary Public School Nabha Patiala PB	148	90	36	22	60.81	56.52

SCH_NO	ZONE	ABBR_NAME	APPR	PASS	COMP	FAIL	PASS_PER	AVR_MRK
08866	UPUL	SF DAV Public School Muzaffarnagar UP	83	53	20	10	63.86	56.23
04058	HAR-3	DAV Public School Yamuna Nagar HRY	133	91	17	25	68.42	56.20
03877	HAR-5	RRN DAV Public School Vill. Kosli Rewari HRY	11	5	2	4	45.45	56.05
52032	JH	DAV Public School PO Pandripani Simdega JH	15	13	2	0	86.67	55.76
04608	PB-2	Dr. MCM DAV Public School Pathankot PB	170	93	40	37	54.71	55.62
03836	PB-5	CM DAV Sr Sec Public School Mandi Dabwali Sirsa HRY	100	65	18	17	65.00	55.59

**Needs Improvement Category
Qualitative Performance Index (Below 55%)**

SCH_NO	ZONE	ABBR_NAME	APPR	PASS	COMP	FAIL	PASS_PER	AVR_MRK
23054	PB-4	DAV Public School VPO Tiara Dt. Kangra HP	16	8	5	3	50.00	54.70
08146	JH	DAV Centenary Public School Baniahir Dhanbad JH	344	285	37	22	82.85	53.84
04756	PB-1	GND DAV Public School Bhikhwind Amritsar PB	70	36	16	18	51.43	53.52
04622	PB-1	Police DAV Public School Pol Lines Amritsar PB	206	130	23	53	63.11	53.17
08975	UPUL	DAV Public School NTPC Vidyut Ngr Ghaziabad UP	95	52	20	23	54.74	52.83
53032	ORWB	DAV Public School Nima Para Puri Odisha	3	1	1	1	33.33	52.73
09251	UPUL	LSD DAV Public School Pilkhuwa Ghaziabad UP	72	48	11	13	66.67	52.53
20109	HAR-3	DAV Cent Public School Radaur Dt. Yamuna Nagar HRY	11	3	5	3	27.27	52.38
04395	PB-4	MIA DAV Public School Mehatpur Una HP	64	32	17	15	50.00	52.30
04722	PB-3	CLS DAV Cent Public School Jaitu Faridkot PB	11	6	1	4	54.55	51.88
65878	DEL	CL Bhalla Dayanand Model School Jhandewalan ND	64	39	9	16	60.94	51.63
08298	BR-2	DAV Public School SP Mines Chitra Deoghar JH	7	4	3	0	57.14	51.60
25259	PB-3	Police DAV Public School Dadhera Dt. Patiala PB	76	44	8	24	57.89	51.38
20160	HAR-2	DAV Cent Public School Barara AT Simbla Ambala HRY	59	29	8	22	49.15	51.36

SCH_NO	ZONE	ABBR_NAME	APPR	PASS	COMP	FAIL	PASS_PER	AVR_MRK
20103	HAR-3	DAV Public School PO Sadhaura Dt. Yamuna Nagar HRY	46	18	10	18	39.13	49.68
03440	JH	DAV Public School Jhingurdah Project-NCL Sidhi MP	22	9	10	3	40.91	49.63
54364	UPUL	SF DAV Public School GT Rd Mansurpur Muzaffarngr UP	43	18	8	17	41.86	47.74
20015	HAR-1	MRP DAV Public School Nighu Karnal HRY	7	4	0	3	57.14	47.34
09126	UPUL	DAV Public School Meerut Road Baghpat UP	13	7	0	6	53.85	46.41
09226	UPUL	DAV Public School Delhi Road Hapur Ghaziabad UP	35	9	13	13	25.71	42.27

Zone-wise Qualitative Performance of Senior Secondary School Examination-2013 Std XII

SCH_NO	ZONE	ABBR_NAME	APPR	PASS	COMP	FAIL	PASS_PER	AVR_CGPA
07052	AP	DAV Public School Velacherry Chennai TN	52	51	1	0	98.08	82.91
06346	AP	DAV Public School ACC Colony Wadi Gulbarga KK	27	27	0	0	100.00	82.72
06074	AP	DAV Public School RK Puram Hyderabad AP	45	45	0	0	100.00	76.95
08234	BR-1	DAV Public School Khabra Darbhanga Road Muzaffarpur BR	53	53	0	0	100.00	77.32
08240	BR-1	DAV Public School BSEB Colony Patna BR	925	902	19	4	97.51	77.02
08284	BR-1	BR DAV Public School Barauni RT Begusarai BR	148	145	3	0	97.97	71.37
50034	BR-1	Dr. DR DAV Public School Danapur Patna BR	134	123	5	6	91.79	67.42
08078	BR-1	DAV Public School Urvarak Ngr HFC Barauni Begusarai BR	49	35	9	5	71.43	67.19
08285	BR-1	DAV Public School Phulwari Sharif Patna BR	161	136	18	7	84.47	66.81
08149	BR-1	DAV Centenary Public School Railway Rd Siwan BR	95	72	11	12	75.79	66.74
08177	BR-1	SL DAV Public School Rajendra Ngr Khagaria BR	18	16	1	1	88.89	65.99
50014	BR-1	SR DAV Public School Chunapur Rd Aerodrome Purnia BR	92	68	15	9	73.91	65.53
50003	BR-1	CS DAV Public School Kotwa Road Banket Mothari BR	37	27	8	2	72.97	64.43
08282	BR-1	NS DAV Public School Dumra Kothi Sitamarhi BR	60	48	7	5	80.00	63.94
50001	BR-1	DAV Public School NR BMP Campus PO Dumri Begusarai BR	65	56	6	3	86.15	62.58
08173	BR-1	DAV Public School Cantt Road Khagaul Patna BR	441	297	92	52	67.35	61.14
50040	BR-2	DAV Public School PO Mahanandpur BR Sharif Nalanda BR	29	29	0	0	100.00	70.99
08202	BR-2	DAV Public School Khetan Lane Jehanabad BR	48	47	1	0	97.92	69.70
08200	BR-2	DAV Public School Cantonment Area Gaya BR	256	248	8	0	96.88	68.83
08209	BR-2	DAV Public School Deepti Ngr NTPC Kahalgaon Bhagalpur BR	123	106	13	4	86.18	66.96
50007	BR-2	DAV Public School College Rd Rotary Campus Gaya BR	125	122	3	0	97.60	66.78
08198	BR-2	DAV Public School Urjanagar Mahagama Godda JH	54	47	7	0	87.04	64.63
52014	BR-2	GD DAV Public School Bhandarkola Satar Rd Deogath BR	127	94	22	11	74.02	64.55

SCH_NO	ZONE	ABBR_NAME	APPR	PASS	COMP	FAIL	PASS_PER	AVR_CGPA
50010	BR-2	DAV Public School Hansraj Nagar Rohtas BR	44	40	2	2	90.91	64.17
52003	BR-2	DAV Public School Pakur JH	42	36	2	4	85.71	64.14
08231	BR-2	DAV Public School Dayanand Vihar Aurangabad BR	50	47	3	0	94.00	63.56
08216	BR-2	DAV Public School Ramgharia Mohalla Ara Bhojpur BR	105	55	23	27	52.38	56.87
08298	BR-2	DAV Public School SP Mines Chitra Deoghar JH	7	4	3	0	57.14	51.60
03326	CGMP	DAV ACC Public School Katni MP	9	8	1	0	88.89	73.96
03189	CGMP	DAV Public School Vasant Vihar Bilaspur CG	171	167	3	1	97.66	73.64
03375	CGMP	DAV Public School SECL Chhal Dt. Raigarh CG	28	27	1	0	96.43	73.04
03329	CGMP	DAV ACC Public School Kymore Dt. Katni MP	37	37	0	0	100.00	71.16
03417	CGMP	DAV Public School SECL Bishrampur Surguja CG	122	120	2	0	98.36	70.98
03343	CGMP	DAV Public School SECL Kusmunda Korba CG	73	71	2	0	97.26	70.86
03227	CGMP	DAV Public School HUDCO Bhilai Durg CG	100	100	0	0	100.00	70.85
03346	CGMP	DAV Public School SECL Bartunga Chirimiri Korea CG	38	36	2	0	94.74	70.75
03232	CGMP	DAV Public School ACC Jamul Durg CG	63	58	5	0	92.06	70.60
03341	CGMP	DAV Public School Gevra Project Dt. Korba CG	103	98	4	1	95.15	69.99
03330	CGMP	JPV DAV Public School FCI Godown Pureni Chaka Katni MP	64	56	7	1	87.50	68.39
03492	CGMP	DAV Public School Bhatgaon Area SECL Surguja CG	37	33	3	1	89.19	68.36
03432	CGMP	DAV Burhar Public School Pakaria Burhar Shahdol MP	75	72	3	0	96.00	66.90
03385	CGMP	Tata DAV Public School TSCD Sonadih Raipur CG	30	28	2	0	93.33	66.75
03328	CGMP	DAV Centenary Public School Kuteshwar Dt. Katni MP	25	23	2	0	92.00	65.86
03369	CGMP	DAV Public School Majhgawan Mines Panna MP	32	27	4	1	84.38	59.63
10221	CGMP	Lions DAV Public School Akaltara Janjgir Champa CG	4	4	0	0	100.00	56.55
04877	CH	DAV Public School Sector 8-C Chandigarh	105	105	0	0	100.00	74.41
04826	CH	DAV Model School Sector 15-A Chandigarh	250	191	29	30	76.40	62.01
65026	DEL	DAV Public School Sreshtha Vihar Delhi	321	321	0	0	100.00	80.41
65023	DEL	DAV Public School Dayanand Vihar Delhi	347	343	3	1	98.85	80.08
65541	DEL	DAV Centenary Public School Paschim Enclave Rohtak Rd ND	140	139	0	1	99.29	77.88
65405	DEL	DL DAV Model School Pitampura Delhi	397	393	4	0	98.99	77.74

SCH_NO	ZONE	ABBR_NAME	APPR	PASS	COMP	FAIL	PASS_PER	AVR_CGPA
65485	DEL	Hansraj Model School Rd 73 Punjabi Bagh ND	443	439	3	1	99.10	77.42
65406	DEL	DAV Public School Pushpanjali Enclave Pitampura Delhi	312	310	1	1	99.36	77.38
65048	DEL	SLS DAV Public School Mausam Vihar Delhi	189	187	2	0	98.94	76.37
65575	DEL	VV DAV Public School Vikaspuri ND	308	303	5	0	98.38	75.85
65354	DEL	DL DAV Model School Shalimar Bagh Delhi	285	283	2	0	99.30	75.72
65450	DEL	DAV Public School Ashok Vihar Phase IV Delhi	129	127	2	0	98.45	72.76
65556	DEL	DAV Public School Chander Ngr Janakpuri ND	86	85	1	0	98.84	70.72
65392	DEL	Kulachi Hansraj Model School Ashok Vihar Delhi	599	551	27	21	91.99	69.52
65381	DEL	DAV Public School Sector VII Rohini Delhi	333	313	17	3	93.99	69.28
65646	DEL	DAV Public School Sect B-Pkt-1 Vasant Kunj ND	156	145	9	2	92.95	67.80
65337	DEL	AG DAV Centenary Public School Model Town Delhi	110	104	5	1	94.55	66.43
65805	DEL	DAV Public School Kailash Hills East of Kailash ND	150	147	3	0	98.00	65.87
65047	DEL	DAV Public School Pkt-C LIG Flats East of Loni Rd Delhi	18	17	1	0	94.44	65.36
65654	DEL	SB DAV Public School Vasant Vihar ND	216	207	7	2	95.83	63.54
65549	DEL	JL DAV Public School Paschim Vihar ND	161	139	16	6	86.34	63.09
65348	DEL	DAV Centenary Public School Narela Delhi	215	178	29	8	82.79	61.66
65878	DEL	CL Bhalla Dayanand Model School Jhandewalan ND	64	39	9	16	60.94	51.63
06863	GM	DAV Public School Pune MR	173	173	0	0	100.00	80.01
06843	GM	DAV Public School Airoli Navi Mumbai MR	151	146	5	0	96.69	77.69
13004	GM	Adani DAV Public School Nana Kapaya Kutch Gujarat	36	35	1	0	97.22	76.30
06842	GM	DAV Public School New Panvel Mumbai MR	174	173	1	0	99.43	76.24
06800	GM	JH Ambani School Lodhivali Chowk Raigad MR	51	50	1	0	98.04	74.85
06844	GM	DAV Public School Nerul Navi Mumbai MR	205	197	7	1	96.10	73.77
06868	GM	JH Ambani Petrochemicals Eng. Med. School Raigad MP	30	29	1	0	96.67	71.58
06838	GM	DAV Public School (WCL) Punwat Yavatmal MR	16	16	0	0	100.00	64.95
04213	HAR-1	SBP DAV Centenary Public School Fatehabad HRY	142	139	2	1	97.89	76.56
04221	HAR-1	DAV Centenary Public School Urban Estate Jind HRY	231	217	13	1	93.94	74.46
03879	HAR-1	KR DAV Public School Safidon Jind HRY	119	114	4	1	95.80	69.92

SCH_NO	ZONE	ABBR_NAME	APPR	PASS	COMP	FAIL	PASS_PER	AVR_CGPA
04209	HAR-1	DAV Centenary Public School Sec 11-12 Panipat HRY	141	119	14	8	84.40	66.27
20083	HAR-1	DAV Public School Assandh Dt. Karnal HRY	73	67	2	4	91.78	66.12
04089	HAR-1	DAV Public School Panipat HRY	297	229	40	28	77.10	63.05
04145	HAR-1	DAV Centenary Public School Tohana Fatehabad HRY	86	54	18	14	62.79	61.61
20005	HAR-1	DAV Cent Public School Jakhal Mandi Fatehabad HRY	85	72	7	6	84.71	59.24
20069	HAR-1	DAV Cent Public School Kaithal Rd Narwana Jind HRY	36	18	7	11	50.00	56.95
20015	HAR-1	MRP DAV Public School Nighu Karnal HRY	7	4	0	3	57.14	47.34
04081	HAR-2	DAV Sr Sec Public School Ambala City HRY	280	229	33	18	81.79	66.57
03904	HAR-2	Police DAV Public School Ambala City HRY	112	102	7	3	91.07	65.51
04082	HAR-2	DAV Public School Naraingarh HRY	94	81	7	6	86.17	63.86
20160	HAR-2	DAV Cent Public School Barara AT Simbla Ambala HRY	59	29	8	22	49.15	51.36
04923	HAR-3	KB DAV Centenary Public School Sec 7-B Chandigarh	206	201	5	0	97.57	75.21
03891	HAR-3	MPD DAV Public School Kalanwali Sirsa HRY	39	36	3	0	92.31	66.80
04125	HAR-3	DAV Centenary Public School Sirsa HRY	233	208	10	15	89.27	63.23
20120	HAR-3	SRD DAV Cent Public School Rania Dt. Sirsa HRY	34	28	3	3	82.35	63.15
04009	HAR-3	DAV Sr Public School Surajpur Panchkula HRY	143	120	10	13	83.92	61.53
04752	HAR-3	DAV Public School Rajpura Patiala PB	44	32	8	4	72.73	59.70
04155	HAR-3	Major RNK DAV Public School Ambala Cantt HRY	201	149	28	24	74.13	59.02
04056	HAR-3	CL DAV Sr Public School Panchkula HRY	73	52	11	10	71.23	57.61
04058	HAR-3	DAV Public School Yamuna Nagar HRY	133	91	17	25	68.42	56.20
20109	HAR-3	DAV Cent Public School Radaur Dt. Yamuna Nagar HRY	11	3	5	3	27.27	52.38
20103	HAR-3	DAV Public School PO Sadhaura Dt. Yamuna Nagar HRY	46	18	10	18	39.13	49.68
04116	HAR-4	KLA DAV Public School Hissar HRY	200	189	8	3	94.50	73.77
20127	HAR-4	DAV Police Public School New Police Lines Hissar HRY	66	66	0	0	100.00	71.26
03813	HAR-4	DAV Centenary Public School Samalkha Panipat HRY	8	6	2	0	75.00	63.58
04178	HAR-5	MLS DAV Public School Narnaul Mohindergarh HRY	93	83	8	2	89.25	73.15
04105	HAR-5	DAV Centenary Public School Sec-6 Bahadurgarh HRY	43	39	4	0	90.70	67.47
04273	HAR-5	DAV Public School Mohindergarh HRY	33	27	5	1	81.82	66.71

SCH_NO	ZONE	ABBR_NAME	APPR	PASS	COMP	FAIL	PASS_PER	AVR_CGPA
04247	HAR-5	DAV Public School Kanina Mohindergarh HRY	25	15	6	4	60.00	58.87
03877	HAR-5	RRN DAV Public School Vill. Kosli Rewari HRY	11	5	2	4	45.45	56.05
04141	HAR-6	OS DAV Public School Kaithal HRY	286	282	3	1	98.60	80.29
04256	HAR-6	DAV Public School Sec-3 UE Kurukshetra HRY	141	135	5	1	95.74	73.10
04300	HAR-6	DAV Sr Sec School Pundri Kaithal HRY	124	117	4	3	94.35	66.62
04113	HAR-6	DAV Public School Cheeka Kaithal HRY	118	109	8	1	92.37	65.92
03808	HAR-6	DAV Centenary Public School Pehowa Kurukshetra HRY	90	79	8	3	87.78	63.66
03911	HAR-6	AK DAV Public School Ismailabad Kurukshetra HRY	78	63	10	5	80.77	58.66
04350	HP-1	DAV Public School Sector-IV New Shimla HP	111	111	0	0	100.00	79.51
04381	HP-1	DAV Sr Sec Public School Lakkar Bazar Shimla HP	205	205	0	0	100.00	78.81
04314	HP-1	DAV Public School Palampur Kangra HP	85	84	1	0	98.82	78.47
04379	HP-1	DAV Public School Alampur Kangra HP	63	60	3	0	95.24	66.31
04346	HP-1	IB DAV Public School Narwana YOL Camp Kangra HP	37	34	0	3	91.89	61.50
04323	HP-2	DAV Public School Nahani Sirmour HP	10	10	0	0	100.00	78.56
04344	HP-2	Dayanand Public School The Mall Shimla HP	106	105	1	0	99.06	75.60
04386	HP-2	DAV Ambuja Vidya Niketan Darlaghat Arki Solan HP	10	10	0	0	100.00	73.96
04359	HP-2	MRA DAV Public School Anand Complex Solan HP	83	81	2	0	97.59	72.57
04397	HP-2	DAV Public School Parwanoo Solan HP	65	60	2	3	92.31	68.03
23028	HP-2	DAV Public School PO Hatkoti Dt. Shimla HP	41	41	0	0	100.00	65.50
04316	HP-2	DAV Sirmour Public School Paonta Sahib HP	81	50	17	14	61.73	60.56
04292	HP-3	Hansraj Public School Sector-6 Panchkula HRY	47	46	0	1	97.87	67.52
04588	HP-3	BBMB DAV Public School Nangal Township PB	78	71	3	4	91.03	65.33
04085	HP-3	DAV Sr Sec Public School Sector-8 Panchkula HRY	95	73	13	9	76.84	59.90
08876	HP-4	DAV Centenary Public School J Pur Haridwar UA	124	123	1	0	99.19	73.41
08880	HP-4	DAV Public School Defence Colony Dehradun UA	166	158	7	1	95.18	72.21
23017	HP-5	DAV Public School Ghumarwin Bilaspur HP	50	50	0	0	100.00	73.90
04301	HP-5	DAV Sr Sec Public School Barmana Bilaspur HP	46	46	0	0	100.00	72.19
04330	HP-5	DAV Centenary Public School Jawahar Nagar Mandi HP	69	69	0	0	100.00	71.68

SCH_NO	ZONE	ABBR_NAME	APPR	PASS	COMP	FAIL	PASS_PER	AVR_CGPA
04371	HP-5	DAV Public School Bilaspur HP	37	36	0	1	97.30	71.30
23032	HP-5	DAV Public School Sunder Nagar Mandi HP	79	77	2	0	97.47	69.79
04366	HP-5	Dr. DC DAV Public School Mohal Kullu HP	88	79	8	1	89.77	69.24
04398	HP-5	DAV Public School Greyoh Sarkha Ghat Mandi HP	37	29	2	6	78.38	60.98
08221	JH	BNS DAV Public School Bulaki Rd Giridih JH	401	400	1	0	99.75	82.47
08423	JH	DAV Model School Durgapur Burdwan WB	438	435	3	0	99.32	81.00
08164	JH	DAV Public School CCL Giridih JH	154	153	0	1	99.35	80.03
08281	JH	DAV Public School Canary Hill Road Hazaribagh JH	295	292	2	1	98.98	76.86
08143	JH	DAV Public School NTS Barkakhana Hazaribagh JH	114	114	0	0	100.00	76.77
08007	JH	DAV Public School BCCL Koyla Ngr Dhanbad JH	585	584	0	1	99.83	75.45
08163	JH	DAV Public School Kathara Bokaro JH	53	51	1	1	96.23	73.61
08233	JH	DAV Kapil Dev Public School Kadru Ranchi JH	466	457	8	1	98.07	72.96
08014	JH	DAV Public School Sector-IV BS City Bokaro JH	594	587	4	3	98.82	72.68
09502	JH	DAV Public School Bistupur Jamshedpur Singhbhum E JH	452	393	49	10	86.95	72.29
52017	JH	SS DAV Centenary Ranchi JH	31	31	0	0	100.00	71.91
08122	JH	DAV Public School TISCO Singhbhum W JH	34	34	0	0	100.00	71.65
08833	JH	DAV Public School Anpara Thermal Proj Sonebhadra UP	102	98	4	0	96.08	71.23
08110	JH	Tata DAV Public School TISCO Hazaribagh JH	84	82	1	1	97.62	71.18
52078	JH	DAV Public School Lohardaga Road Gumla JH	25	25	0	0	100.00	71.07
56007	JH	Raniganj LJD MC DAV Public School Burdwan WB	26	26	0	0	100.00	71.05
56008	JH	DAV Public School Eastern Coal Field Ltd Burdwan WB	32	31	1	0	96.88	70.78
03436	JH	DAV Public School Nigahi NCL Sidhi MP	72	70	2	0	97.22	70.62
08470	JH	DAV Public School Roop Narayanpur Burdwan WB	154	148	5	1	96.10	70.30
08232	JH	DAV Public School Gandhi Nagar CCL Ranchi JH	321	316	5	0	98.44	69.94
08253	JH	DAV Public School Bariatu Road Ranchi JH	552	524	25	3	94.93	69.92
08237	JH	MK DAV Public School Chianki Daltonganj Palamau JH	233	233	0	0	100.00	69.89
08147	JH	DAV Public School Itki Road PO Hehal Ranchi JH	810	750	49	11	92.59	69.69
08287	JH	Agrasen DAV Public School Bharech Ngr Hazaribagh JH	100	99	0	1	99.00	69.41

SCH_NO	ZONE	ABBR_NAME	APPR	PASS	COMP	FAIL	PASS_PER	AVR_CGPA
08199	JH	BRL DAV Public School Bhandaridah Bokaro JH	161	156	4	1	96.89	69.24
08860	JH	DAV Public School TPP Rihand Ngr Sonebhadra UP	71	65	5	1	91.55	69.02
08239	JH	PVSS DAV Public School Jhumritelaiya Koderma JH	105	103	2	0	98.10	69.00
56021	JH	DAV Public School Kanyapur Asansol Burdwan WB	111	107	3	1	96.40	68.75
08155	JH	Tata DAV School Jamadoba Dhanbad JH	122	121	1	0	99.18	68.74
09246	JH	DAV Public School Khadia(NCL) Sonebhadra UP	61	54	3	4	88.52	68.49
08011	JH	DAV Public School Moonidih Project Dhanbad JH	236	231	5	0	97.88	68.25
03445	JH	DAV Public School Dudhichua Project Jayant Sidhi MP	217	213	4	0	98.16	67.64
08214	JH	SJ DAV Public School Chaibasha Singhbhum W JH	75	72	3	0	96.00	67.11
08192	JH	DAV Public School PO Sawang Colliery Bokaro JH	102	100	2	0	98.04	67.01
08165	JH	DAV Public School Dugda Coal Washery Bokaro JH	109	92	11	6	84.40	66.19
08033	JH	DAV Public School Dhori Bokaro JH	78	75	2	1	96.15	66.19
08064	JH	DAV Co-op. Sr Sec School Khalari Ranchi JH	115	114	1	0	99.13	65.82
08020	JH	DAV Public School Kusunda Colliery Dhanbad JH	96	94	1	1	97.92	65.57
08588	JH	DAV Public Sr Sec School Bina Sonebhadra UP	167	150	11	6	89.82	65.07
08017	JH	DAV Model School CFRI Dhanbad JH	217	205	11	1	94.47	65.06
08037	JH	DAV Public School Ara Kaju Area Hazaribagh JH	100	97	3	0	97.00	64.59
08229	JH	DAV Public School Tenughat TPS Lalpania Bokaro JH	40	32	6	2	80.00	64.10
52039	JH	DAV Public School Sur Vihar Colony Piparwar Chatra JH	43	36	3	4	83.72	63.95
08089	JH	DAV Public School ACC Jhinkpani Singhbhum W JH	18	14	3	1	77.78	62.86
08144	JH	DAV Centenary Public School Garhwa JH	21	18	1	2	85.71	62.53
03439	JH	DAV Centenary Public School Amlohri Proj Sidhi MP	87	81	6	0	93.10	61.49
08300	JH	MB DAV Public School Lohardaga JH	67	49	9	9	73.13	61.28
08036	JH	DAV Public School Rajrappa Proj Hazaribagh JH	93	83	9	1	89.25	60.81
09523	JH	DAV Public School Adityapur Singhbhum W JH	317	246	41	30	77.60	60.58
08222	JH	Tata DAV School TISCO Sijua Bhelatand Dhanbad JH	164	146	13	5	89.02	59.84
08010	JH	DAV Public School Alkusa Colliery Kusunda Dhanbad JH	166	148	16	2	89.16	58.97
08266	JH	DAV Public School Gua RMD SAIL Singhbhum W JH	7	7	0	0	100.00	58.88

SCH_NO	ZONE	ABBR_NAME	APPR	PASS	COMP	FAIL	PASS_PER	AVR_CGPA
08228	JH	DAV Public School Kedla CCL Hazaribagh JH	107	86	16	5	80.37	58.85
52032	JH	DAV Public School PO Pandripani Simdega JH	15	13	2	0	86.67	55.76
08146	JH	DAV Centenary Public School Baniahir Dhanbad JH	344	285	37	22	82.85	53.84
03440	JH	DAV Public School Jhingurdah Project-NCL Sidhi MP	22	9	10	3	40.91	49.63
04100	NCR	DAV Public School Sector-14 Gurgaon HRY	337	337	0	0	100.00	85.86
04016	NCR	DAV Public School Sector-14 Faridabad HRY	377	347	20	10	92.04	72.45
04122	NCR	DAV Centenary Public School Rohtak HRY	197	184	10	3	93.40	71.33
04205	NCR	DAV Public School Sainik Colony Faridabad HRY	143	130	12	1	90.91	69.59
20080	NCR	JP DAV Public School Ganaur Sonipat HRY	30	25	3	2	83.33	67.86
08643	NCR	DAV Public School Rajender Ngr Sahibabad Ghaziabad UP	278	264	9	5	94.96	67.61
08903	NCR	DAV Public School Pratap Vihar Ghaziabad UP	62	52	7	3	83.87	67.28
04295	NCR	RRJS DAV Public School Teh Pataudi Gurgaon HRY	44	44	0	0	100.00	67.08
03833	NCR	DAV Public School Sector-37 Faridabad HRY	217	189	21	7	87.10	67.01
04203	NCR	DAV Public School Ballabgarh Faridabad HRY	106	90	12	4	84.91	65.75
04126	NCR	DAV Multipurpose Public School Sector-15 Sonipat HRY	145	119	15	11	82.07	65.11
08714	NCR	DAV Centenary Public School Sec-56 Noida GB Nagar UP	173	143	24	6	82.66	63.82
08849	NCR	DAV Centenary Public School Chander Ngr Ghaziabad UP	121	104	12	5	85.95	61.84
04160	NCR	DAV Centenary Public School Kalanaur Rohtak HRY	15	11	2	2	73.33	61.65
08760	NCR	DAV Public School Brij Vihar Ghaziabad UP	133	113	13	7	84.96	60.25
04278	NCR	DAV Public School NH 3 NIT Faridabad HRY	135	90	27	18	66.67	58.54
04204	NCR	DAV Public School Palwal Faridabad HRY	101	54	15	32	53.47	58.44
08378	ORWB	DAV Public School Chandrasekharpur Bhubaneswar Odisha	255	255	0	0	100.00	85.42
08305	ORWB	DAV Public School Bhubaneswar Odisha	213	213	0	0	100.00	84.41
09904	ORWB	DAV Model School IIT Kharagpur WB	43	43	0	0	100.00	83.24
08349	ORWB	DAV Public School Paradeep PPL Township Paradeep Odisha	26	26	0	0	100.00	81.23
09703	ORWB	DAV Public School Pokhaript BBSR Odisha	134	133	1	0	99.25	81.21
08388	ORWB	DAV Public School Gandhi Ngr Berhampur Ganjam Odisha	132	130	2	0	98.48	76.13
53066	ORWB	DAV Public School Kansbahal Sundargarh Odisha	30	30	0	0	100.00	76.02

SCH_NO	ZONE	ABBR_NAME	APPR	PASS	COMP	FAIL	PASS_PER	AVR_CGPA
09910	ORWB	DAV Public School DVC MTPS Bankura WB	27	27	0	0	100.00	74.57
08311	ORWB	DAV Public School MCL Jagannath Area Angul Odisha	58	56	2	0	96.55	74.44
53003	ORWB	DAV Public School MCL Hdq Anand Vr Burla Sambalpur Odisha	109	101	3	5	92.66	73.08
09707	ORWB	DAV Public School Tiklipara Sundergarh Odisha	5	5	0	0	100.00	72.40
53058	ORWB	DAV Public School Kalinga Ngr Bhubneshwar Khordha Odisha	53	46	2	5	86.79	71.15
08382	ORWB	DAV Public School Rourkela Dt. Sundergarh Odisha	108	102	4	2	94.44	70.91
08380	ORWB	DAV Public School Sec-6 Markat Ngr Cuttack Odisha	318	291	17	10	91.51	70.04
56004	ORWB	DAV Public School DB Road Midnapur WB	35	29	3	3	82.86	69.78
53036	ORWB	DAV Public School Sovarampur Balasore Odisha	38	35	1	2	92.11	69.73
08385	ORWB	DAV Public School MCL Kalinga Rd Mahendrapur Angul Odisha	107	106	1	0	99.07	69.63
53001	ORWB	DAV Public School NITPC/TTPS Talcher Thermal Angul Odisha	19	19	0	0	100.00	69.60
56034	ORWB	MDB DAV Public School NH 60 PO Kesiakole Bankura WB	33	31	1	1	93.94	68.92
08373	ORWB	DAV Public School Bandhabahal Belpahar Sambalpur Odisha	32	32	0	0	100.00	68.07
53042	ORWB	DAV Public School Jharsuguda Odisha	10	9	1	0	90.00	65.86
08437	ORWB	Atreyee Eng. Med. School Mongalpur W Dinajpur WB	46	38	5	3	82.61	63.62
05492	ORWB	DAV Public School Rangit Nagar Sikkim	75	55	12	8	73.33	63.15
08331	ORWB	DAV Public School Brajraj Nagar Jharsuguda Odisha	98	84	10	4	85.71	60.97
05116	ORWB	DAV Public School Imphal Sangakpham Manipur	215	177	20	18	82.33	59.53
53032	ORWB	DAV Public School Nima Para Puri Odisha	3	1	1	1	33.33	52.73
04503	PB-1	DAV Public School Lawrence Road Amritsar PB	379	368	7	4	97.10	76.07
25038	PB-1	DAV Intl. School Verka Chowk Amritsar PB	181	173	4	4	95.58	70.52
04732	PB-1	MKD DAV Public School Neshta Attari Amritsar PB	33	25	4	4	75.76	59.85
04756	PB-1	GND DAV Public School Bhikwind Amritsar PB	70	36	16	18	51.43	53.52
04622	PB-1	Police DAV Public School Pol Lines Amritsar PB	206	130	23	53	63.11	53.17
04575	PB-2	BBMB DAV Public School Talwara Township PB	57	57	0	0	100.00	76.79
04673	PB-2	DRV DAV Cent Public School Phillaaur Jalandhar PB	53	51	2	0	96.23	71.40
25099	PB-2	MD Dayanand Model School Nakodar Distt Jalandhar PB	45	40	3	2	88.89	69.49
04728	PB-2	Lala JN DAV Model School Kabir Nagar Jalandhar PB	54	51	1	2	94.44	69.41

SCH_NO	ZONE	ABBR_NAME	APPR	PASS	COMP	FAIL	PASS_PER	AVR_CGPA
04412	PB-2	MHS Agri Collegiate School Nagbani Jammu Tawi J&K	198	172	20	6	86.87	69.16
04713	PB-2	SVJC DAV Public School Dasuya Hoshiarpur PB	31	26	5	0	83.87	67.59
04528	PB-2	Dayanand Model Sr Sec School Jalandhar PB	183	159	17	7	86.89	63.80
04716	PB-2	Police DAV Public School Jalandhar Cantt PB	429	352	49	28	82.05	62.92
04755	PB-2	SRT DAV Public School Bilga Jalandhar PB	63	49	12	2	77.78	61.15
04763	PB-2	Dayanand Model School Model Town Jalandhar PB	70	60	8	2	85.71	59.94
04759	PB-2	KRJ DAV Public School Def Cly Kapurthala PB	26	19	2	5	73.08	57.79
04608	PB-2	Dr. MCM DAV Public School Pathankot PB	170	93	40	37	54.71	55.62
04649	PB-3	DAV Public School Kotkapura Faridkot PB	34	33	1	0	97.06	73.85
04672	PB-3	HM DAV Public School Malwal Rd Ferozepur City PB	43	43	0	0	100.00	72.30
04677	PB-3	RKG DAV Public School Guru Harsahai Ferozepur PB	70	70	0	0	100.00	72.27
25001	PB-3	DAV Public School Phase X Mohali PB	76	67	5	4	88.16	70.32
04589	PB-3	DAV Public School Patiala PB	219	197	20	2	89.95	69.93
04629	PB-3	LIDG DAV Cent Public School Jalalabad(W) PB	90	75	10	5	83.33	65.41
04582	PB-3	DAV Centenary Public School Materkotla PB	134	109	22	3	81.34	65.14
04711	PB-3	SBR DAV Public School Talwandi Bhai Ferozepur PB	55	49	3	3	89.09	64.35
04682	PB-3	Smt KB DAV Cent Public School Fazilka Ferozepur PB	122	88	19	15	72.13	61.43
25047	PB-3	DAV Public School Patran Dt. Patiala PB	71	54	10	7	76.06	58.77
04768	PB-3	BBB DAV Public School Moonak Sangrur PB	69	40	17	12	57.97	57.24
04665	PB-3	DAV Centenary Public School Nabha Patiala PB	148	90	36	22	60.81	56.52
04722	PB-3	CLS DAV Cent Public School Jaitu Faridkot PB	11	6	1	4	54.55	51.88
25259	PB-3	Police DAV Public School Dadhera Dt. Patiala PB	76	44	8	24	57.89	51.38
25217	PB-4	DAV Public School Sarabha Nagar Extn Ludhiana PB	83	82	1	0	98.80	81.53
04583	PB-4	DAV Public School BRS Nagar Ludhiana PB	211	209	2	0	99.05	80.05
23080	PB-4	DAV Public Sr Sec School Bharoli Dt. Kangra HP	40	40	0	0	100.00	71.52
04376	PB-4	BD DAV Public School Dharamshala HP	32	30	2	0	93.75	71.51
04353	PB-4	DAV Public School Dehra Gopipur Kangra HP	84	76	5	3	90.48	71.20
23048	PB-4	DAV Public School Moh-Hardaspura Dt. Chamba HP	33	31	2	0	93.94	71.17

SCH_NO	ZONE	ABBR_NAME	APPR	PASS	COMP	FAIL	PASS_PER	AVR_CGPA
04351	PB-4	DAV Public School Baghni Nurpur Kangra HP	50	47	2	1	94.00	69.66
04377	PB-4	DAV Public School Ambota Una HP	56	52	2	2	92.86	69.59
04352	PB-4	DAV Public School Hamirpur HP	170	152	14	4	89.41	69.48
04331	PB-4	DAV Centenary Public School Una HP	163	146	13	4	89.57	68.56
23075	PB-4	TR DAV Public Sr Sec School PO Kangoo Hamirpur HP	65	52	11	2	80.00	63.66
23023	PB-4	DAV Public School Nagrota Dt. Kangra HP	28	25	3	0	89.29	61.21
25055	PB-4	DAV Public School Khanna PB	16	13	2	1	81.25	60.71
23054	PB-4	DAV Public School VPO Tiara Dt. Kangra HP	16	8	5	3	50.00	54.70
04395	PB-4	MIA DAV Public School Mehatpur Una HP	64	32	17	15	50.00	52.30
04789	PB-5	JNJ DAV Public School Giddarbha Muktsar PB	65	64	1	0	98.46	75.54
04675	PB-5	SDKL DAV Centenary Public School Mansa PB	106	99	7	0	93.40	69.27
04584	PB-5	RB DAV Sr Sec Public School Bhatinda PB	154	144	8	2	93.51	68.60
04627	PB-5	DAV Edward Ganj Public School Malout PB	195	173	13	9	88.72	67.39
04522	PB-5	LRS DAV Sr Sec Model School Abohar PB	312	258	32	22	82.69	63.82
03836	PB-5	CM DAV Sr Sec Public School Mandi Dabwali Sirsa HRV	100	65	18	17	65.00	55.59
04600	PB-6	Dr. DRB DAV Centenary Public School Batala PB	77	59	13	5	76.62	65.96
03670	RJ	DAV Public School Talwandi Kota RAJ	446	416	14	16	93.27	77.20
03632	RJ	DAV Centenary Public School Vaishali Nagar Jaipur RAJ	220	197	19	4	89.55	67.83
16277	RJ	DAV HZ Sr Sec School Rajpura Dariba Rajsamand RAJ	7	7	0	0	100.00	65.80
03676	RJ	Mangalam DAV Public School Morak Kota RAJ	43	35	6	2	81.40	65.01
03568	RJ	DAV ACC Public School Lakheri Distt Bundi RAJ	26	22	1	3	84.62	64.39
16031	RJ	DAV Cent Public School Hanumangarh Town RAJ	85	68	10	7	80.00	62.33
03518	RJ	DAV Centenary Public School Adarsh Nagar Ajmer RAJ	220	141	25	54	64.09	56.80
09009	UPUL	TC DAV Public School Babrala Budaun UP	57	56	1	0	98.25	76.37
09080	UPUL	GAIL DAV Public School Dibiyaapur Auraiya UP	35	34	1	0	97.14	75.21
08832	UPUL	DAV Public School Kotdwar Pauri UA	175	146	21	8	83.43	65.39
08890	UPUL	DDM DAV Public School Kashipur U Singh Nagar UA	53	45	4	4	84.91	64.23
08929	UPUL	SR DAV Public School AV Colony Saharanpur UP	206	179	20	7	86.89	64.12

SCH_NO	ZONE	ABBR_NAME	APPR	PASS	COMP	FAIL	PASS_PER	AVR_CGPA
08875	UPUL	DAV Centenary Public School Shastri Nagar Meerut UP	233	203	19	11	87.12	62.03
08938	UPUL	ND DAV Public School Kumarganj Faizabad UP	35	25	5	5	71.43	59.18
08887	UPUL	DAV Centenary Public School Haldwani Nainital UA	262	184	37	41	70.23	58.51
08689	UPUL	DAV Public School Unchahar Rae Bareli UP	85	56	22	7	65.88	57.54
08866	UPUL	SF DAV Public School Muzaffarnagar UP	83	53	20	10	63.86	56.23
08975	UPUL	DAV Public School NTPC Vidyut Ngr Ghaziabad UP	95	52	20	23	54.74	52.83
09251	UPUL	LSD DAV Public School Pilkhuwa Ghaziabad UP	72	48	11	13	66.67	52.53
54364	UPUL	SF DAV Public School GT Rd Mansurpur Muzaffarngr UP	43	18	8	17	41.86	47.74
09126	UPUL	DAV Public School Meerut Road Baghpat UP	13	7	0	6	53.85	46.41
09226	UPUL	DAV Public School Delhi Road Hapur Ghaziabad UP	35	9	13	13	25.71	42.27